

Florida Atlantic University Libraries Library Collections

*Presentation of
Carol Hixson, Dean of University Libraries
to the University Faculty Senate*

*With input from
Jeff Sundquist, Assistant Dean for Research and Collections
Maris Hayashi, Head of Collection Management*

February 26, 2018

Budget for Collections

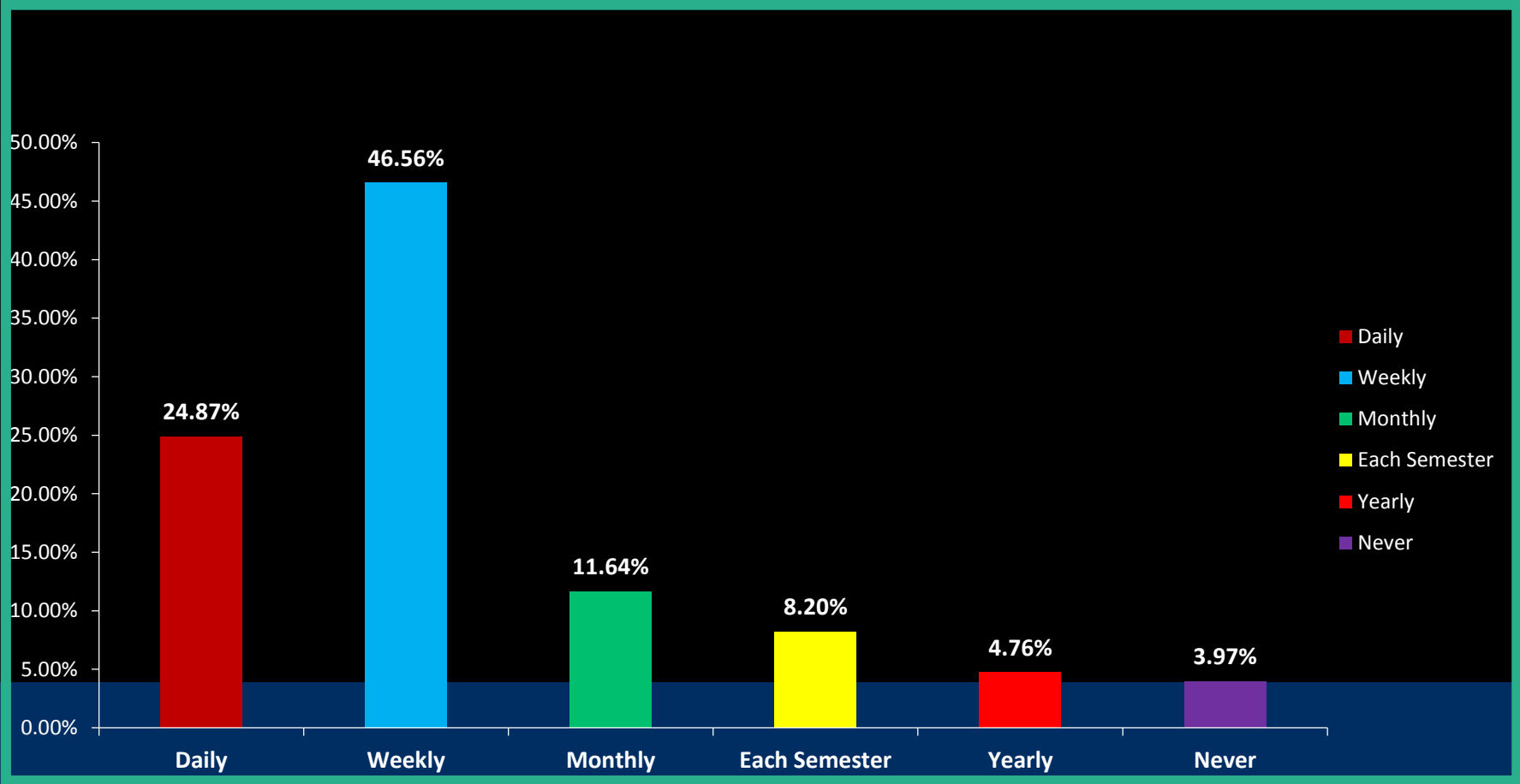
Rate of Inflation for Library Collections (Print & Electronic)

- 7-10% annually
- 83.8% over last ten years

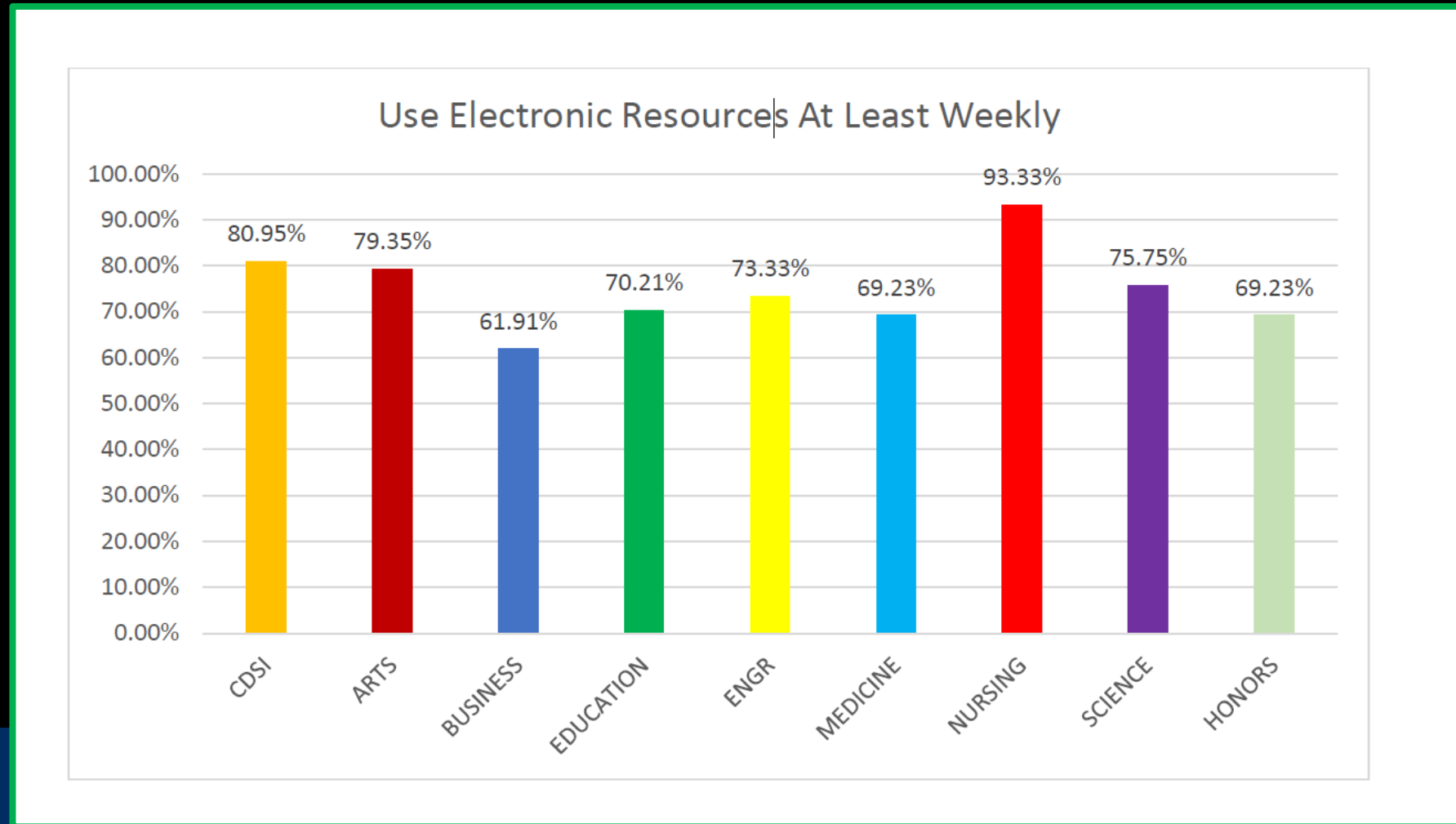
FAU Libraries Budget for Collections

- 2008 \$3 million
- 2017 \$3 million
- **To keep pace with inflation: \$5.5 million needed**

In general, how often do you use the library's electronic services or resources from your office, home or other off-campus location?



Use E-Resources at Least Weekly by College

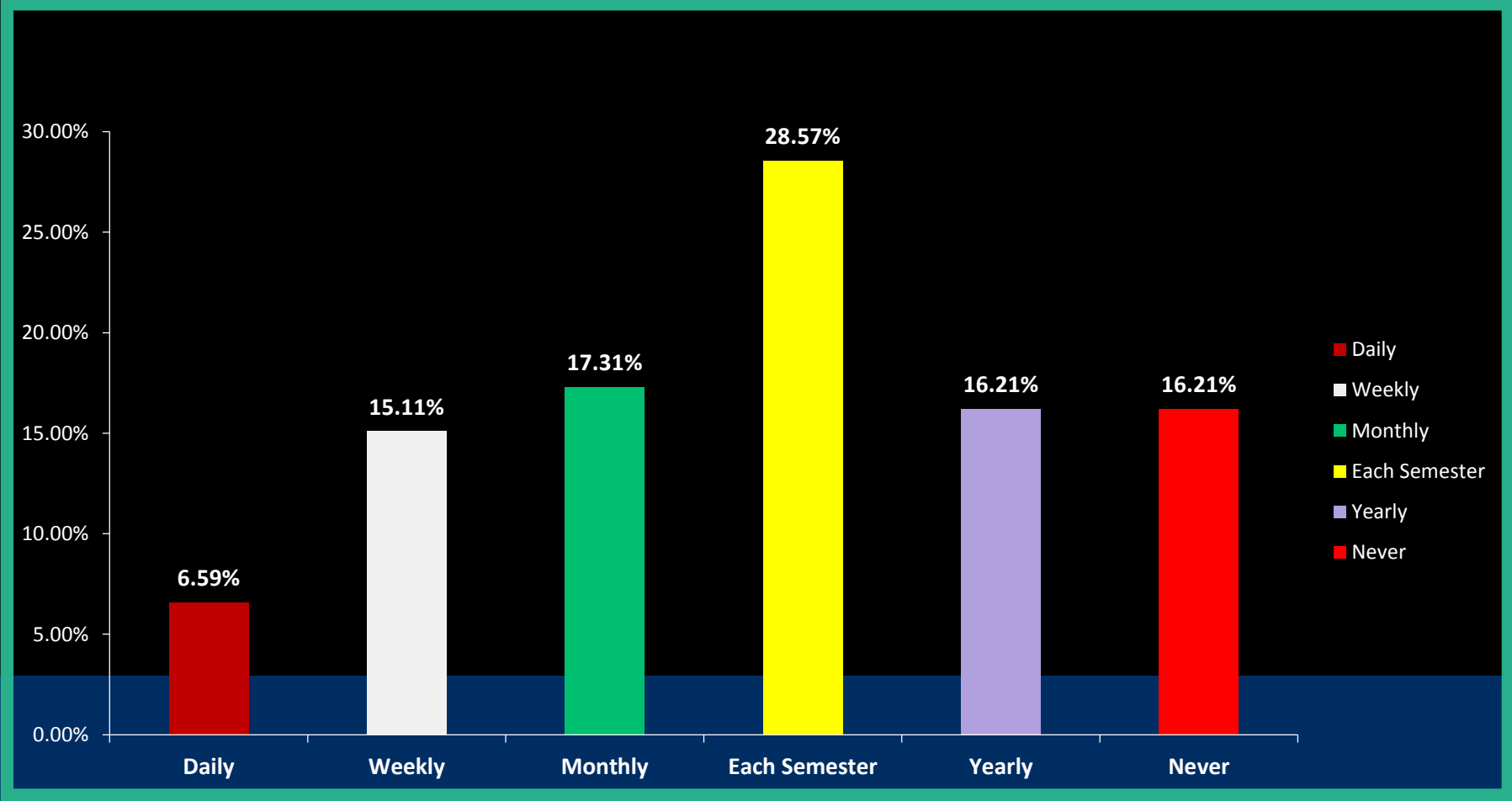


If the library's electronic resources were to be significantly reduced, how much would this affect your:

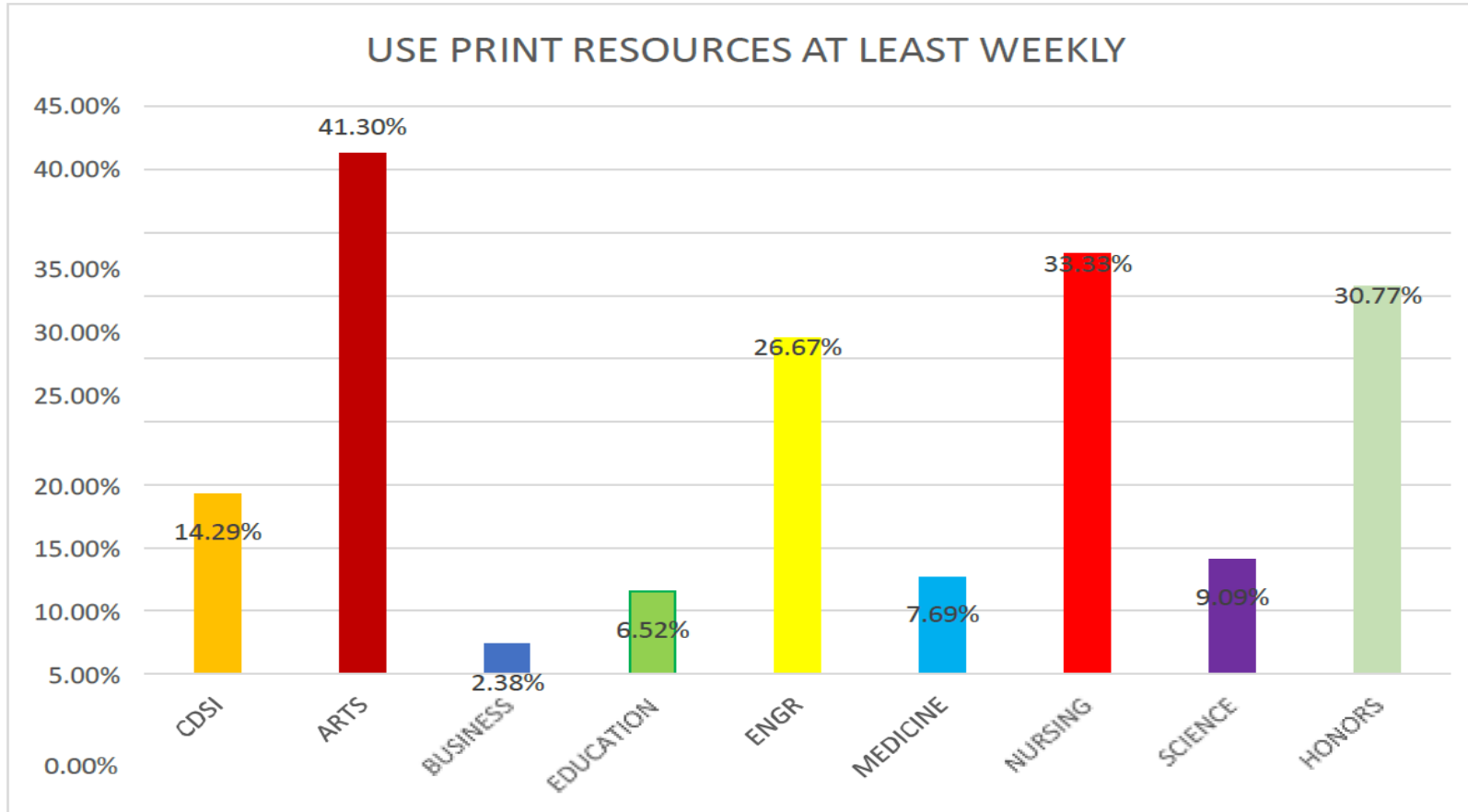
Very Significant or Significant Impact on:

- Teaching 80.34%
- Research 90.86%
- Remaining at FAU 63.08%

In general, how often do you use the library's print resources (books, journals, etc.)?



Use print at least weekly by College

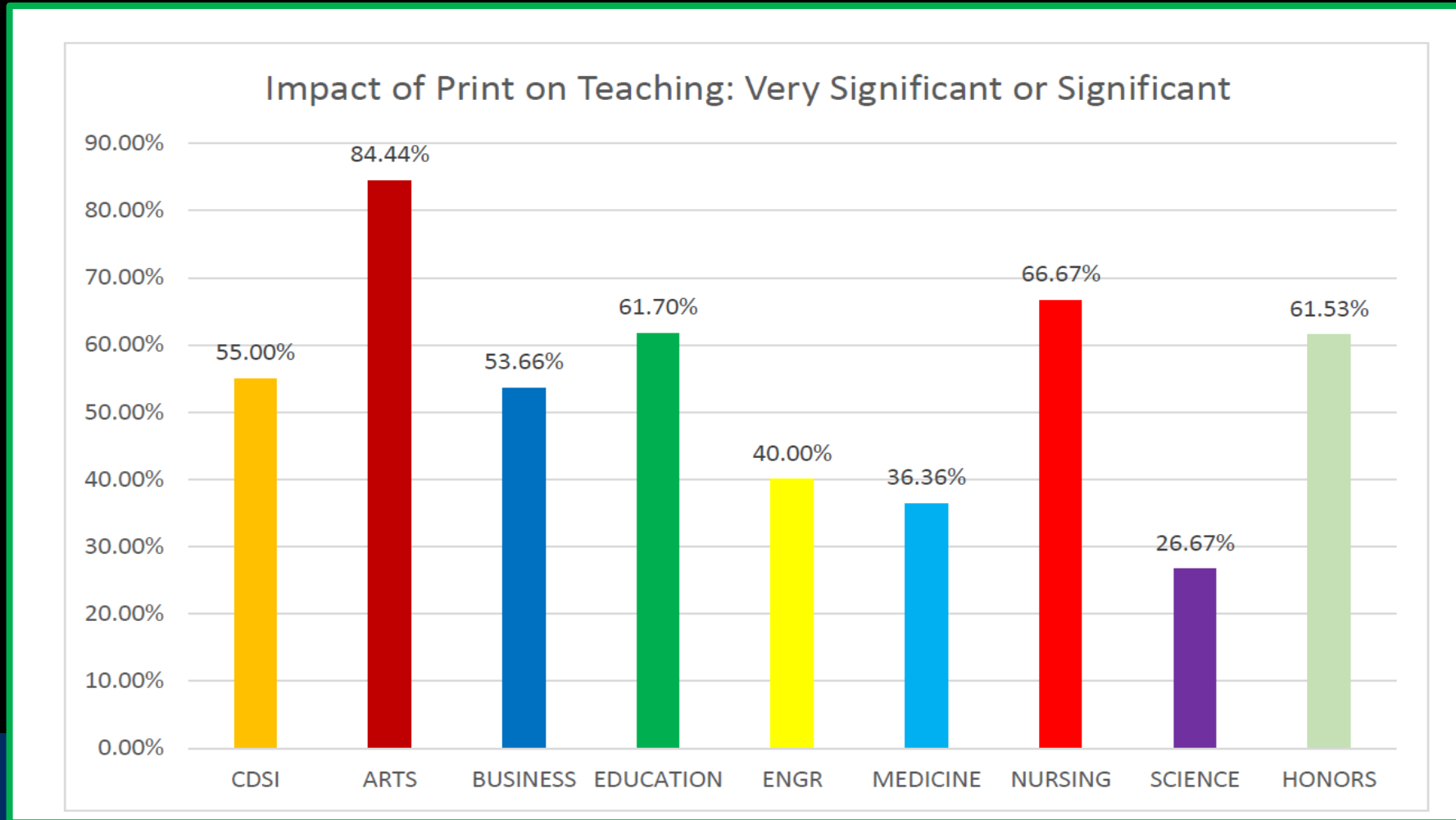


If the library's physical collections were to be significantly reduced, how much would this affect you:

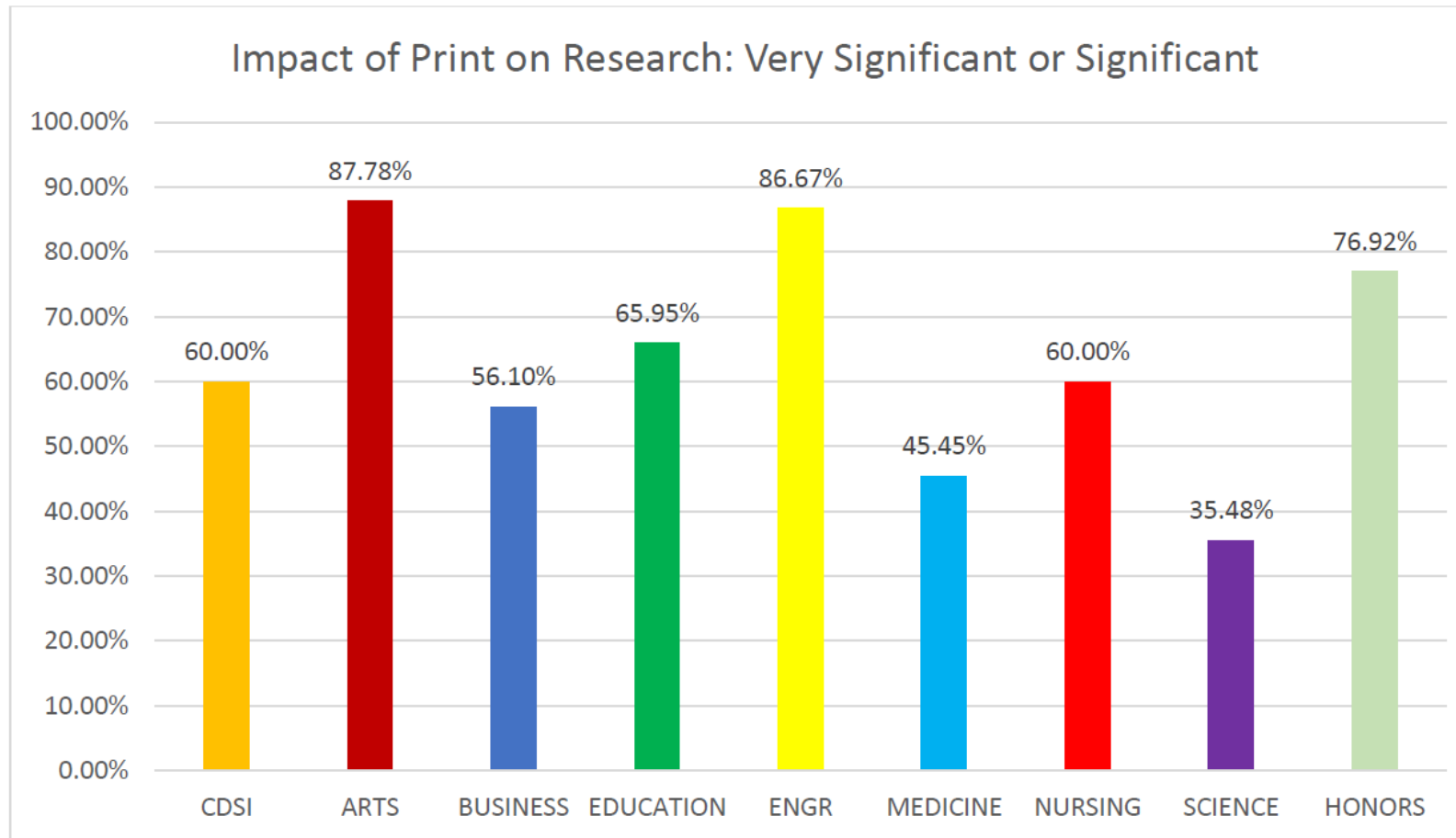
Very Significant or Significant Impact on:

- Teaching 61%
- Research 67%
- Remaining at FAU 46%

Impact of Print on Teaching by College



Impact of Print on Research by College



How Have the Libraries Been Coping?

- **Reducing the amount spent on monographs**
 - Since FY 13/14: 47% less spent on print books, 86% less spent on e-books, 69% less spent on books overall
- **Supplementing the collections budget with salary savings**
 - Already used \$144,000 to keep Taylor & Francis going this year
 - Allocated \$150,000 before the end of this fiscal year for print books
 - Asked to keep aside \$300,000 to put into collections next year
- **Supplementing the collections budget with Technology Fee proposals**
 - This year, 10 of 19 Tech Fee proposals were requests to purchase scholarly content, for a total of \$715,859
 - Last year, we were awarded \$159,889 for four proposals to purchase scholarly content

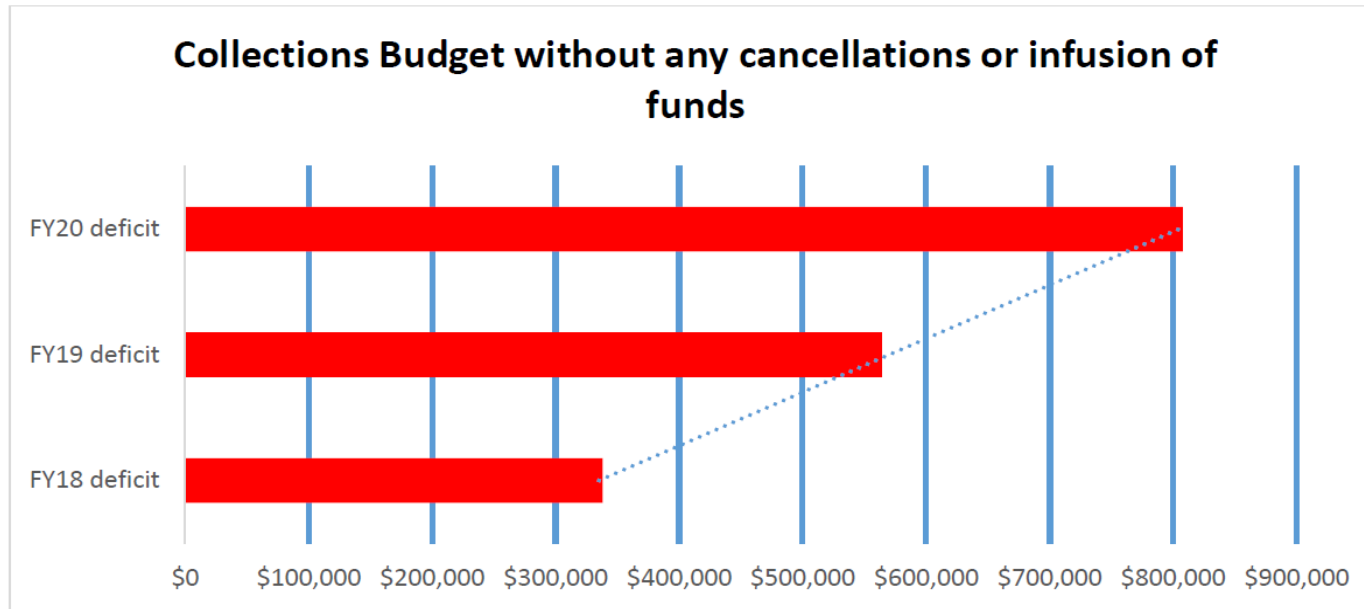
Where are we?

- We have not cut any electronic package to date
- We are committed to the President's vision of FAU as a top-tier research institution
- This is a university-wide issue and not a library problem. We are all on the same side (Colleges, Libraries, Provost's Office, Division of Research) and we need to find the solutions together
- We need College faculty input on the criteria and the processes for deciding what to purchase and what to cut (if we need to cut) to assist Library faculty

Where are we?

- We are losing ground in our print and monograph collections and have reached the point where we can no longer maintain the appearance of the status quo for electronic resources, *even if we don't buy any books*
- Some disciplines have been bearing the brunt of the budget shortfall because they are heavily dependent on books for their teaching and research. *The loss of access to their scholarly content has been subsidizing everyone else's status quo for a number of years*
- Contracts will be coming due and we project that we will not be able to pay them all. We cannot use credit with vendors
- Unless we get a significant and ongoing increase in the collections budget, we will most likely have to make cuts

Projected deficits for next 3 years based on rising costs for current electronic packages



FY18 deficit	\$337,995
FY19 deficit	\$564,210
FY20 deficit	\$807,866

How Do We Move Forward? Faculty ideas

- Request more funding from University (competing priorities (i.e. funding for Summer or support for Grad Students) from same pot of money)
- Work with Division of Research to increase support (long-term effort that depends on DoR growth: UF, UCF, USF Libraries get Research funding)
- Get grants (granting agencies expect something in return for their funds)
- Raise money through development (working on but no immediate fix and donors often have tightly focused collection interests)
- Student fee (no other SUS institution does this)
- Look at cost-sharing with Colleges (CoM model)
- Continue to utilize supplemental funding as possible to fill short-term gaps (not a long-term solution and limits ability to meet other needs)

How Do We Move Forward?

- Continue to meet with faculty (Forums, College Councils, Graduate Council, UFS, Collections Advisory Committee)
- Develop criteria and process for making cuts (if needed) with College faculty input. For instance:
 - Use statistics
 - Cost per usage
 - Program needs
 - Accreditation considerations
 - P&T criteria
 - Faculty review of lists
 - Student success measures

Collections Advisory Committee being formed

- Clifford Brown (Arts & Letters)
- Don Neubaum (Business)
- Rebel Cole (Business)
- Cristobal Salinas (Education)
- Hongbo Su (Engineering)
- Tsung-Chow “Joe” Su (Engineering)
- Deanna Gray-Miceli (Nursing)
- Salvatore Lepore (Science)
- Tiffany Briggs (Science)

Sample usage statistics

compiled by Maris Hayashi

TAYLOR & FRANCIS	CONTRACT FEES	
Consortial three-year contract with other state universities and independent colleges. 3.25% increase per year.	2017	\$139,320
	2018	\$146,437
	2019	\$154,806
	3-year total	\$440,563

Journals with the most full-text downloads between July 1, 2016 and June 30, 2017

Total downloads for all journals		57,767
Title	Downloads	
Disability & Society	1,238	
Community College Journal of Research and Practice	943	
Journal of the American Planning Association	417	
Issues in Mental Health Nursing	399	
Journal of Homosexuality	369	
Ethnic and Racial Studies	362	
Journal of Graphic Novels and Comics	358	
Environmental Education Research	355	
The Clearing House: A Journal of Educational Strategies, Issues and Ideas	350	

<https://sites.google.com/a/faulibs.com/committees/university-committees/library-collections>

The screenshot shows the top navigation bar of the FAU Libraries website. The header includes the FAU logo and the text "FLORIDA ATLANTIC UNIVERSITY LIBRARIES". A search bar is located on the right side of the header. Below the header, the page is divided into a left sidebar and a main content area. The sidebar contains a "NAVIGATION" menu with several categories: "FAU LIBRARIES COMMITTEES AND REPORTS" (with sub-links for ABOUT, GUIDELINES & POLICIES, HELP, LIBRARIES COMMITTEES CALENDAR, and LIBRARIES DIRECTORY OF COMMITTEE MEMBERS), "A. UNIVERSITY INITIATIVES" (with a sub-link for LIBRARY COLLECTIONS), and "B. ALL STAFF COMMITTEES" (with sub-links for DIVERSITY AND INCLUSION COMMITTEE, EMERGING TECHNOLOGIES COMMITTEE, ILS IMPLEMENTATION TEAM, and LIBRARIES EXHIBITIONS COMMITTEE (LEC)). The main content area features a breadcrumb trail "A. University Initiatives >" followed by the page title "Library Collections". The main text discusses the FAU Libraries' budget for purchasing or licensing scholarly materials, noting that the budget has remained unchanged for more than a decade while the rate of inflation for these materials has increased by at least 84% annually. It also mentions that the Libraries have made numerous presentations on the state of the budget and have solicited faculty input on their preferred processes for making decisions about subscriptions and purchases.

FAU FLORIDA ATLANTIC UNIVERSITY
LIBRARIES

Search this site

NAVIGATION

- ▼ **FAU LIBRARIES COMMITTEES AND REPORTS**
 - ABOUT
 - GUIDELINES & POLICIES
 - HELP
 - LIBRARIES COMMITTEES CALENDAR
 - LIBRARIES DIRECTORY OF COMMITTEE MEMBERS
- ▼ **A. UNIVERSITY INITIATIVES**
 - LIBRARY COLLECTIONS**
 - TEXTBOOK AFFORDABILITY COMMITTEE: FAU
- ▼ **B. ALL STAFF COMMITTEES**
 - DIVERSITY AND INCLUSION COMMITTEE
 - EMERGING TECHNOLOGIES COMMITTEE
 - ILS IMPLEMENTATION TEAM
 - LIBRARIES EXHIBITIONS COMMITTEE (LEC)

A. University Initiatives >

Library Collections

The FAU Libraries' budget for purchasing or licensing scholarly materials (books, journals, media, databases, etc.) has remained unchanged for more than a decade. The rate of inflation for these library collections in the past decade has been at least 84%, with a 7-10% annual increase in costs being standard for print and electronic books, journals, and other resources.

The Libraries have made numerous presentations on the state of the budget for collections and have solicited faculty input on their preferred processes for making decisions about subscriptions and purchases. We have been very clear in all of our presentations that we have run out of options. With an 84% rate of inflation for library collections in the past decade and a 0% increase in the collections budget, we have been steadily losing ground. The Libraries have been able to *maintain the appearance of the status quo* for electronic content only by reducing the budget for purchasing new monographs down to zero. For those disciplines that rely heavily on monographs, they have already been suffering the loss of access to scholarly content that they need. We have data from our recent faculty survey (available in files on this site), as well as communications from many individual faculty, that indicate how important monographs are for their disciplines.

Questions and Comments

Contact information:

hixson@fau.edu

7-3717