



University

of Oregon

**Annual Report
on Grant and Contract
Activity**

FY 2001-2002

Office of Research Services and Administration
University of Oregon
Eugene, OR 97403
(541) 346-5131

ANNUAL REPORT ON GRANT AND CONTRACT ACTIVITY

FY 2001-2002

TABLE OF CONTENTS

Annual Report Overview	1
Award Charts.....	3
Proposal Charts	7
Expenditure Charts.....	10
Facilities and Administrative Cost Charts	13
Award Detail	15
Awards Received FY 98 - 02	18
Proposal Detail.....	22
Proposals Submitted FY 98 - 02	26
Expenditure Detail FY 98 - 02	30



ANNUAL REPORT HIGHLIGHTS ON GRANT AND CONTRACT ACTIVITY FISCAL YEAR 2001-02

OVERVIEW

Grants and contracts received by the University of Oregon in FY 2001-02 reached an all-time record of **\$75,055,860**, an increase of nearly **30%** over the prior fiscal year total of \$57.8M and a 20.7% increase over the previous record year in 1999-00 of \$62.1M.

Federal funds in direct grants and contracts received by the UO represented 73% of total award dollars, and including flow-through federal funds from other entities, federal and sub-federal support was 87.5% of the total or \$65,692,703. Direct federal dollars to UO increased by 25% over the prior fiscal year. Funding from the U.S. Department of Health & Human Services (DHHS), including both direct and sub-federal or flow-through funds, increased by 38.9%, the U.S. Department of Education's support increased 42.9%, and the National Science Foundation's support increased 15.5% over levels in FY 01.

Private foundations and corporations provided funds totaling \$3.5M in support of research and sponsored programs. State of Oregon agencies awarded grants and contracts to the UO totaling nearly \$5M, including direct state and sub-federal flow-through funds.

The College of Arts and Sciences received 58.6% of all award dollars or \$44M, a 34% increase over the level reported for Fiscal Year 01, while the College of Education received 28.6% of total awards, or \$21.4M. The College of Education's increase in FY 02 was 42.4% over the FY 01 awards, but 11% below that of its record year in FY 00. Both colleges include academic departments and research centers and institutes as submitting units. Other campus research centers and institutes collected \$4.2M in awards for FY 02.

Many projects support a variety of activities—research, instruction and public service. However, when awards are identified with their primary purpose, total support for these areas in FY 02 is as follows:

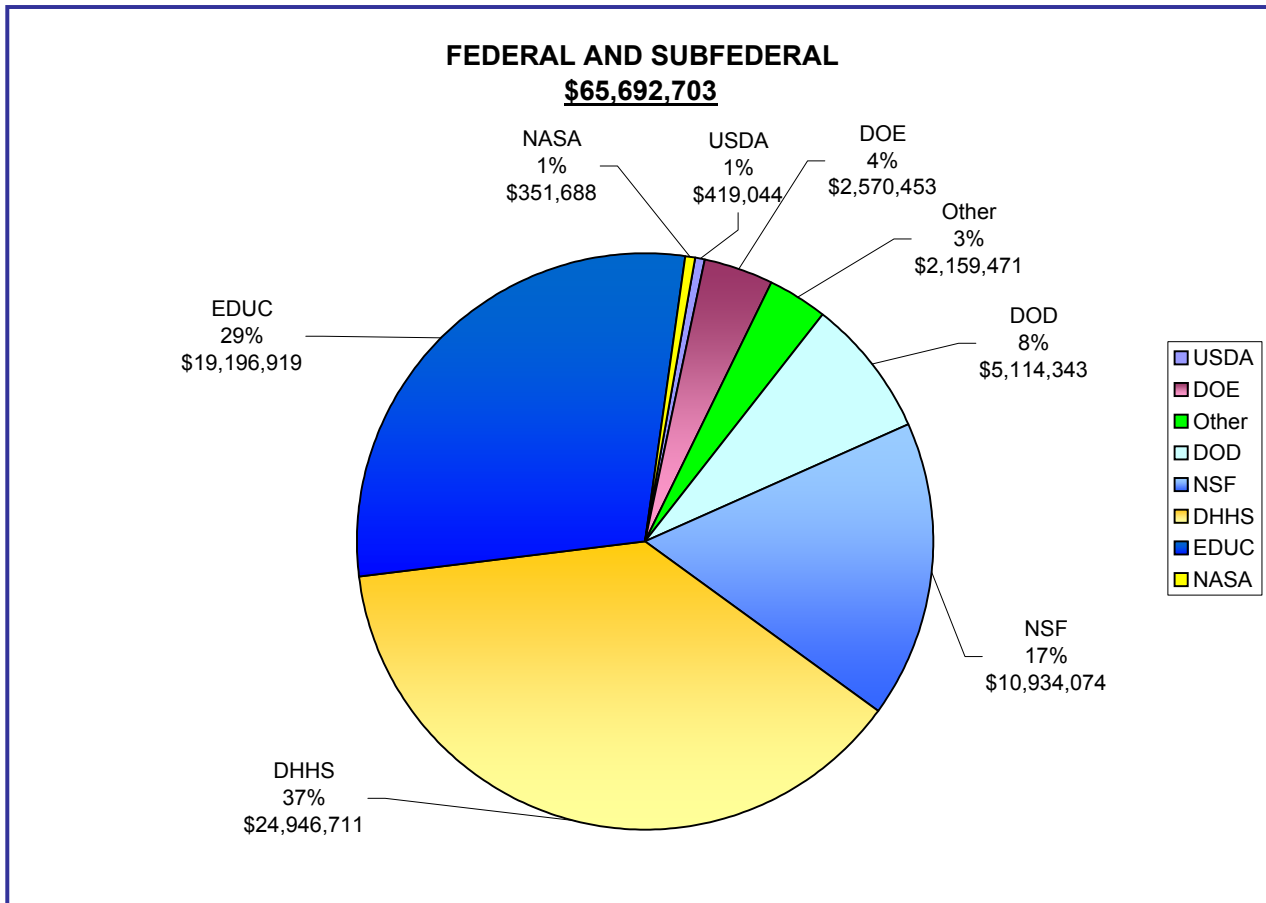
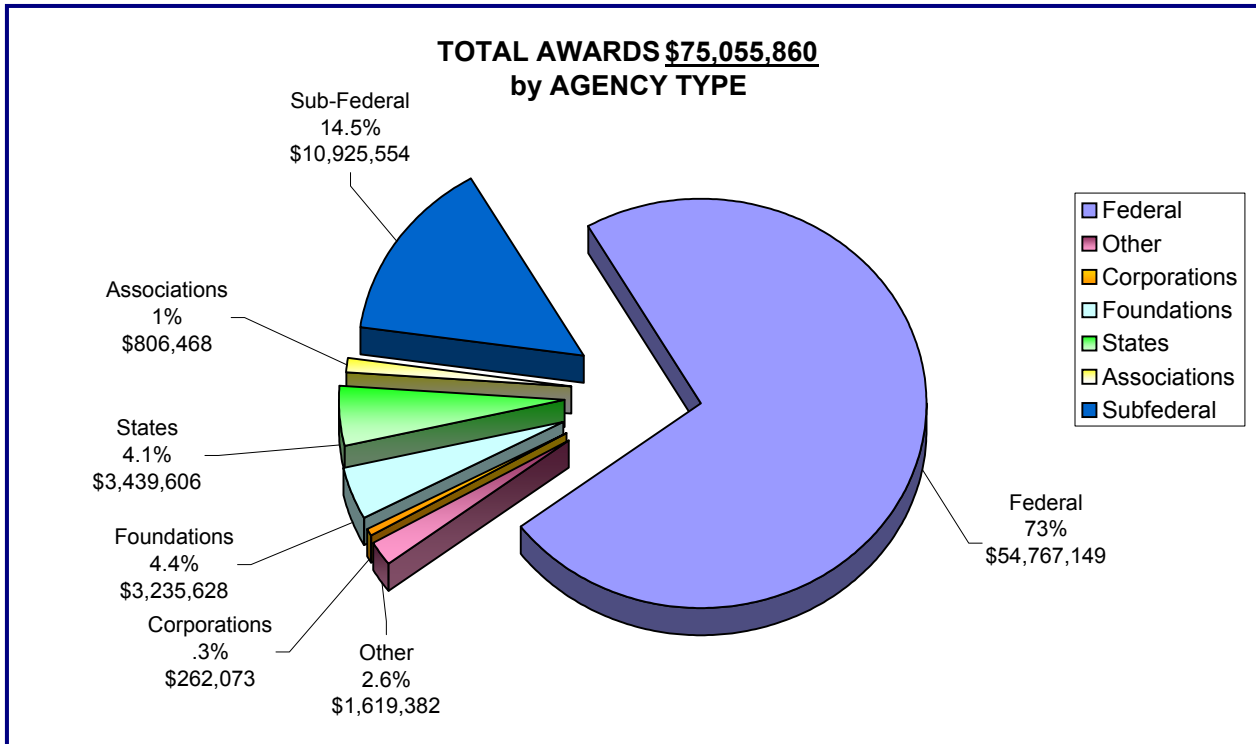
◆ Research	\$52.2 million (69.5%)
◆ Instruction	\$5 million (6.7%)
◆ Public Service projects	\$17.9 million (23.8%)

Over 700 proposals were submitted with requests totaling \$90.1M in first-year funding. Seventy percent of the applications were for new or competitive renewal grants. The number of new and competitive renewal applications have increased since FY 99 by 17.5%. In FY 02, federal and sub-federal support was requested for \$74M or 82% of total dollars requested.

Expenditures for the Fiscal Year 02 totaled a record level \$75.7M, a 14% increase over the prior year. Expenditures are reported on all active grants and contracts and some gift accounts. These active accounts do not directly match the awards received for the same fiscal year, since many projects are on-going and funds are spent over multiple fiscal periods. Research centers and institutes combined for 59% of total expenditures while academic departments and other programs accounted for the remainder. Personnel costs represent about 55% of grant and contract expenditures, or \$33.5M last year, with another \$28.7M for services, supplies, equipment and miscellaneous expenditures. Facilities and Administrative (F&A) or indirect costs totaled \$13.5M on grants and contracts in FY 02, with over half of that going directly back to the faculty researchers and their departments, centers and institutes for additional research support.

Following are the charts and tables, along with aggregate totals by department, on proposal, award and expenditure activity in FY 02 for the University of Oregon.

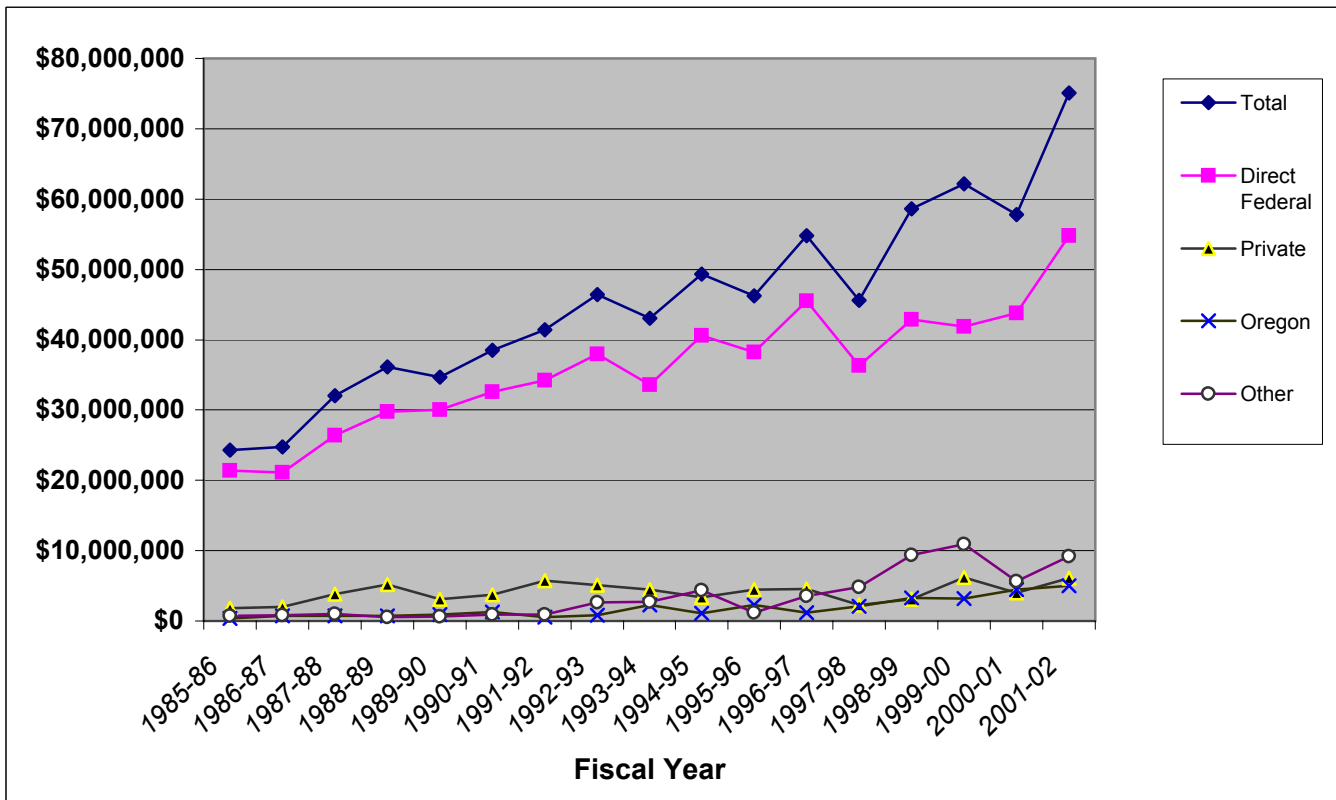
AWARDS RECEIVED FY 2001-02



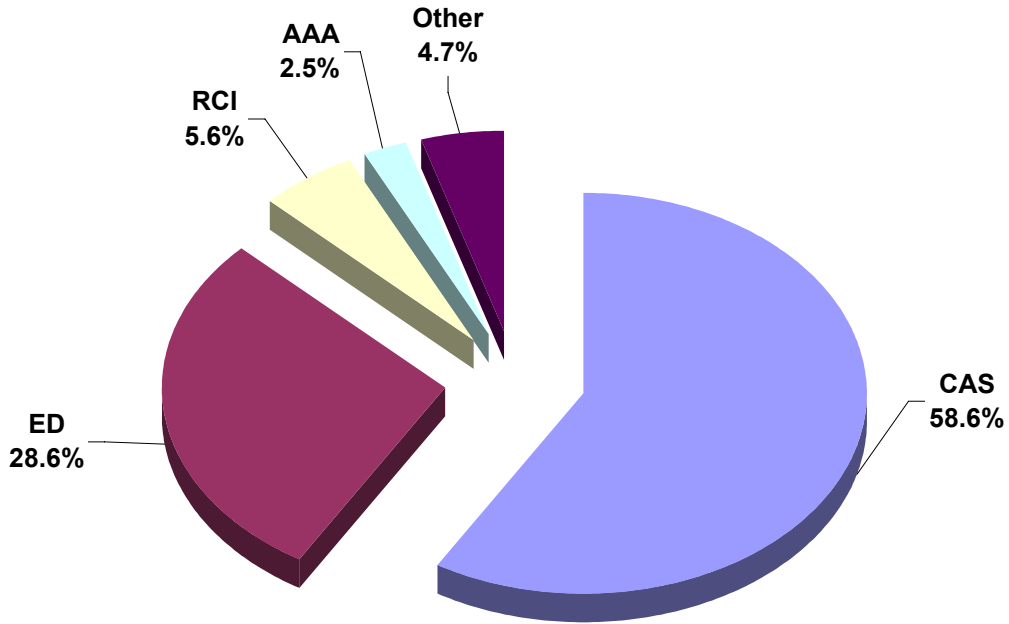
TOTAL AWARDS RECEIVED A MULTI-YEAR SUMMARY

<u>FY</u>	<u>Total</u>	<u>Direct Federal</u>	<u>Private</u>	<u>Oregon</u>	<u>Other</u>
1985-86	\$24,335,347	\$21,423,814	\$1,843,294	\$353,685	\$714,554
1986-87	24,753,897	21,129,421	2,034,128	728,307	862,041
1987-88	32,001,971	26,404,350	3,795,002	757,347	1,045,272
1988-89	36,144,268	29,725,452	5,159,089	742,407	517,320
1989-90	34,691,675	30,035,647	3,095,893	878,327	681,808
1990-91	38,454,502	32,624,458	3,699,347	1,261,942	868,755
1991-92	41,439,740	34,233,730	5,719,960	552,165	933,885
1992-93	46,439,911	37,935,710	5,103,303	787,673	2,613,225
1993-94	43,084,988	33,600,910	4,487,702	2,232,849	2,763,527
1994-95	49,314,114	40,578,922	3,351,519	1,058,505	4,325,168
1995-96	46,193,068	38,223,508	4,443,654	2,299,892	1,226,014
1996-97	54,762,524	45,463,825	4,562,788	1,191,210	3,544,701
1997-98	45,583,399	36,310,750	2,311,703	2,129,020	4,831,926
1998-99	58,616,598	42,862,943	3,072,935	3,299,591	9,381,129
1999-00	62,146,230	41,866,861	6,206,444	3,175,232	10,897,693
2000-01	57,778,019	43,737,877	3,963,918	4,416,157	5,660,067
2001-02	75,055,860	54,767,149	6,077,083	4,976,439	9,235,189

Note: Sub-federal flow-through funds included in total for Private, Oregon and Other.



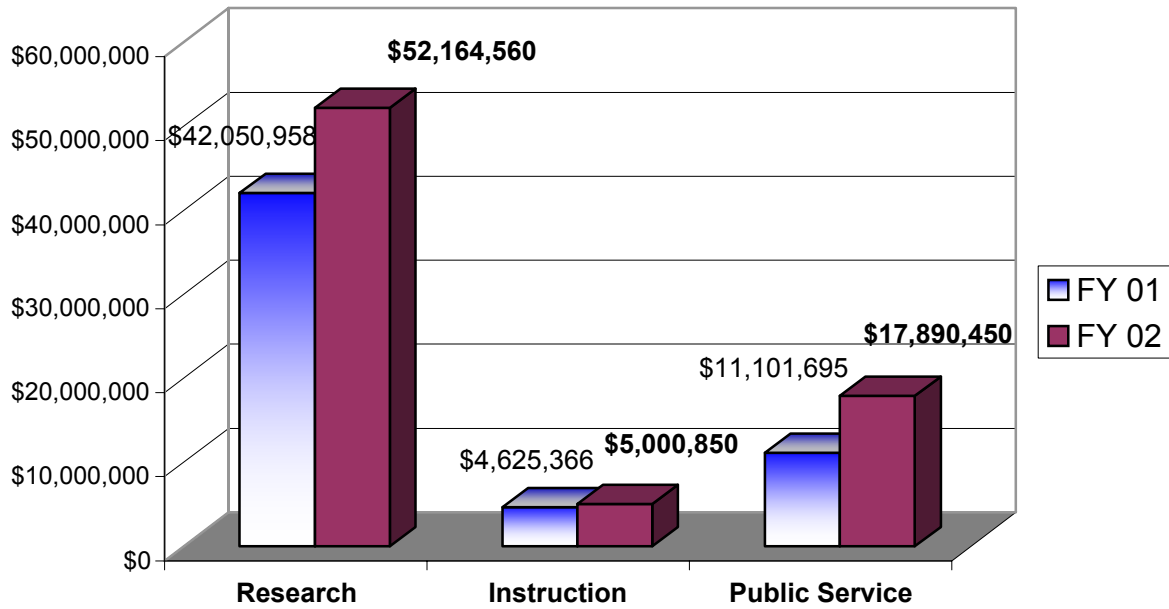
FY 02 AWARDS RECEIVED BY SUBMITTING UNIT



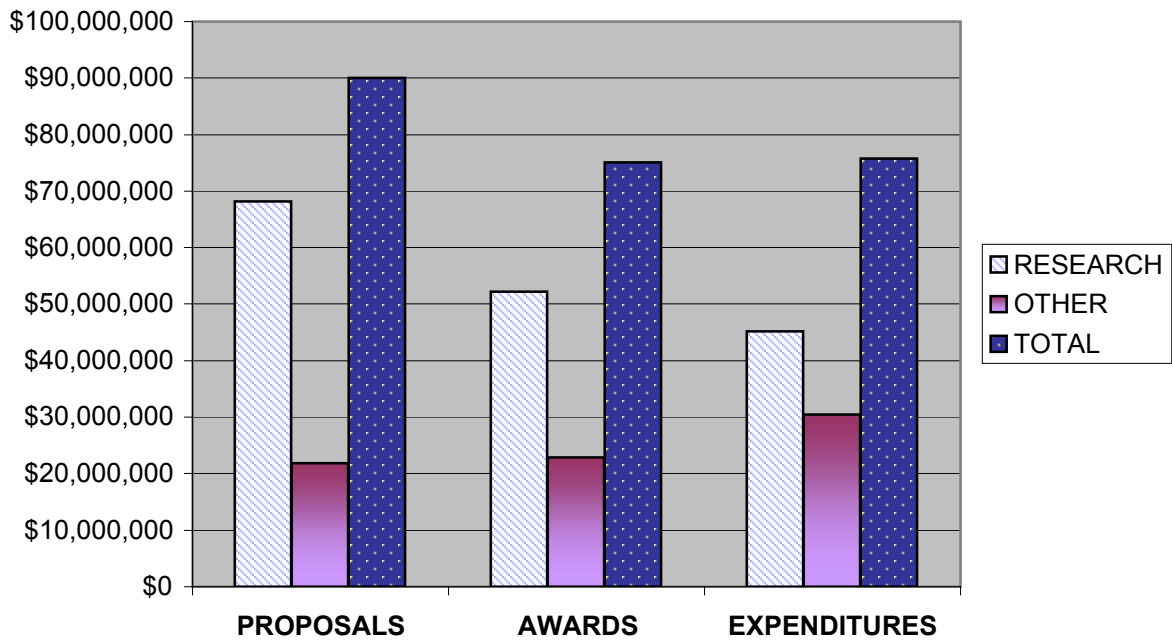
College of Arts and Sciences (CAS)	\$44,003,199
College of Education (ED)	21,443,746
Cross-Collegial Research Centers and Institutes* (RCI)	4,189,867
School of Architecture and Allied Arts (AAA)	1,898,976
Other Schools, Colleges, Programs	<u>3,520,072</u>
TOTAL FY 02	\$75,055,860

*RCI does not include centers and institutes in CAS, ED or AAA.

AWARDS BY ACTIVITY

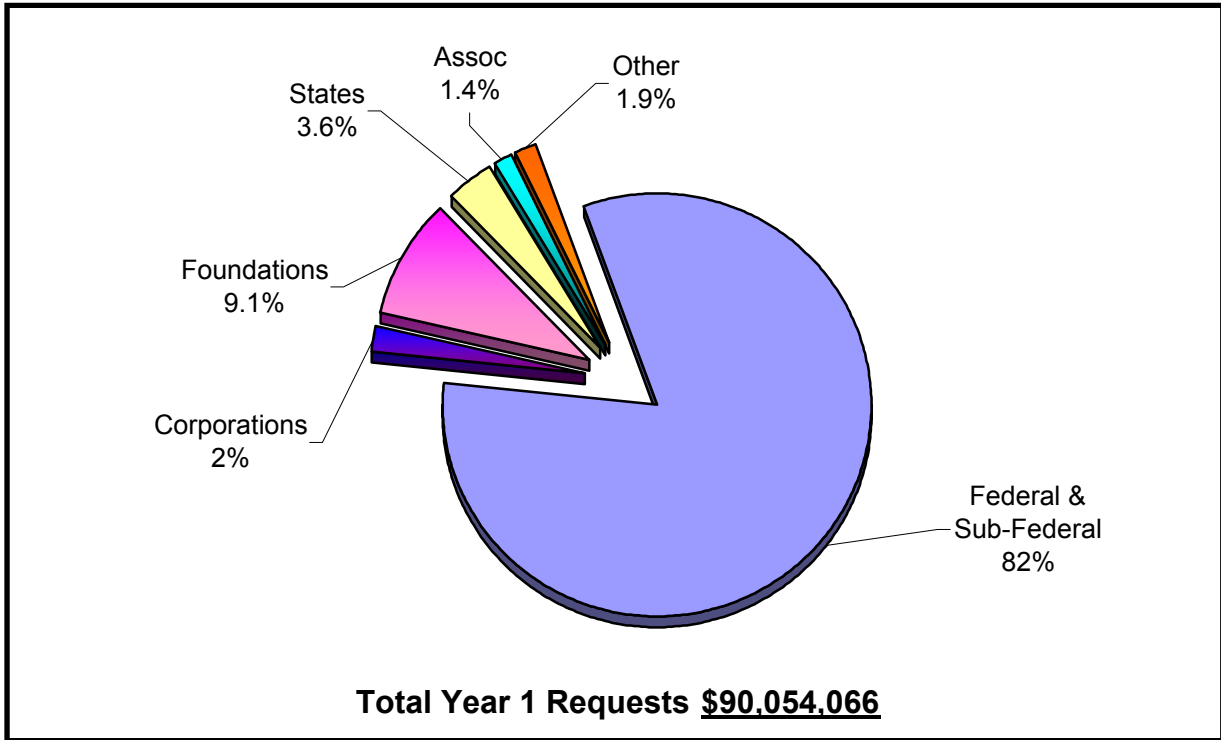


FY 02 RESEARCH SUPPORT

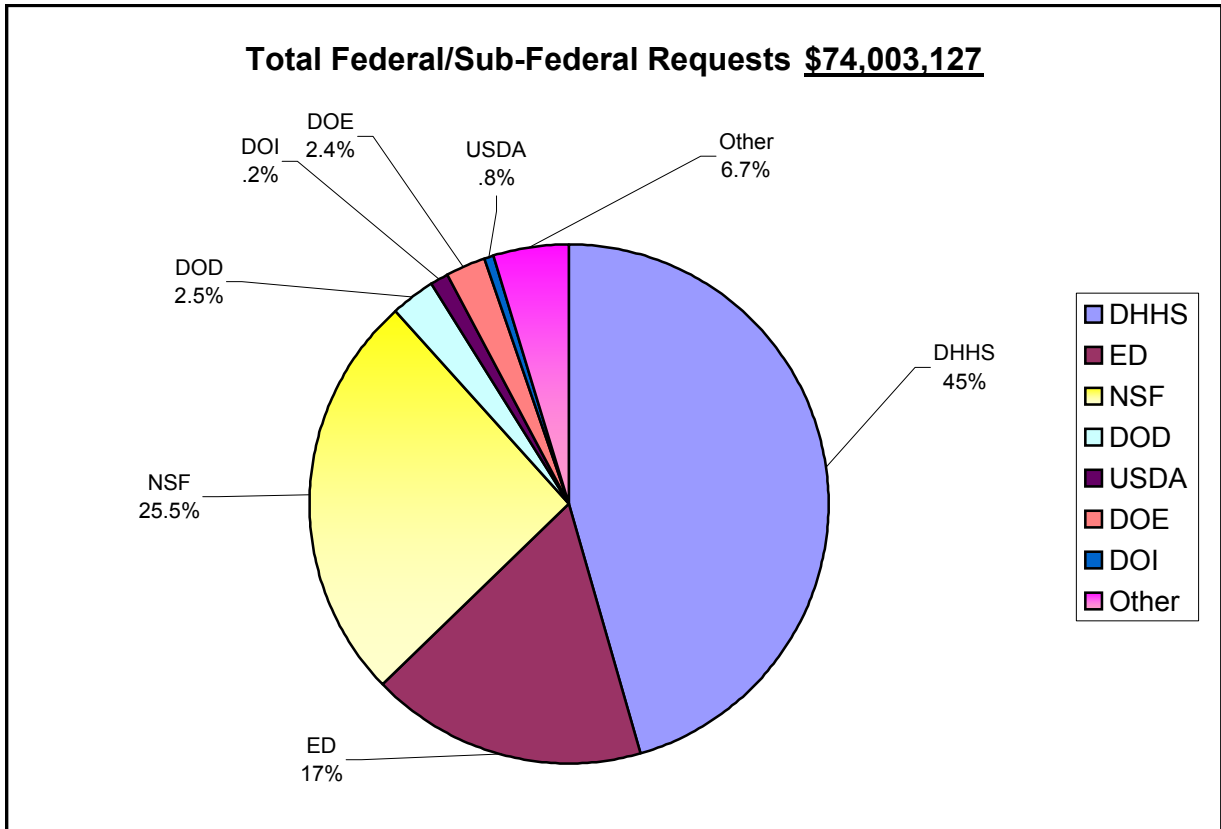


FY 02 PROPOSAL SUBMISSIONS

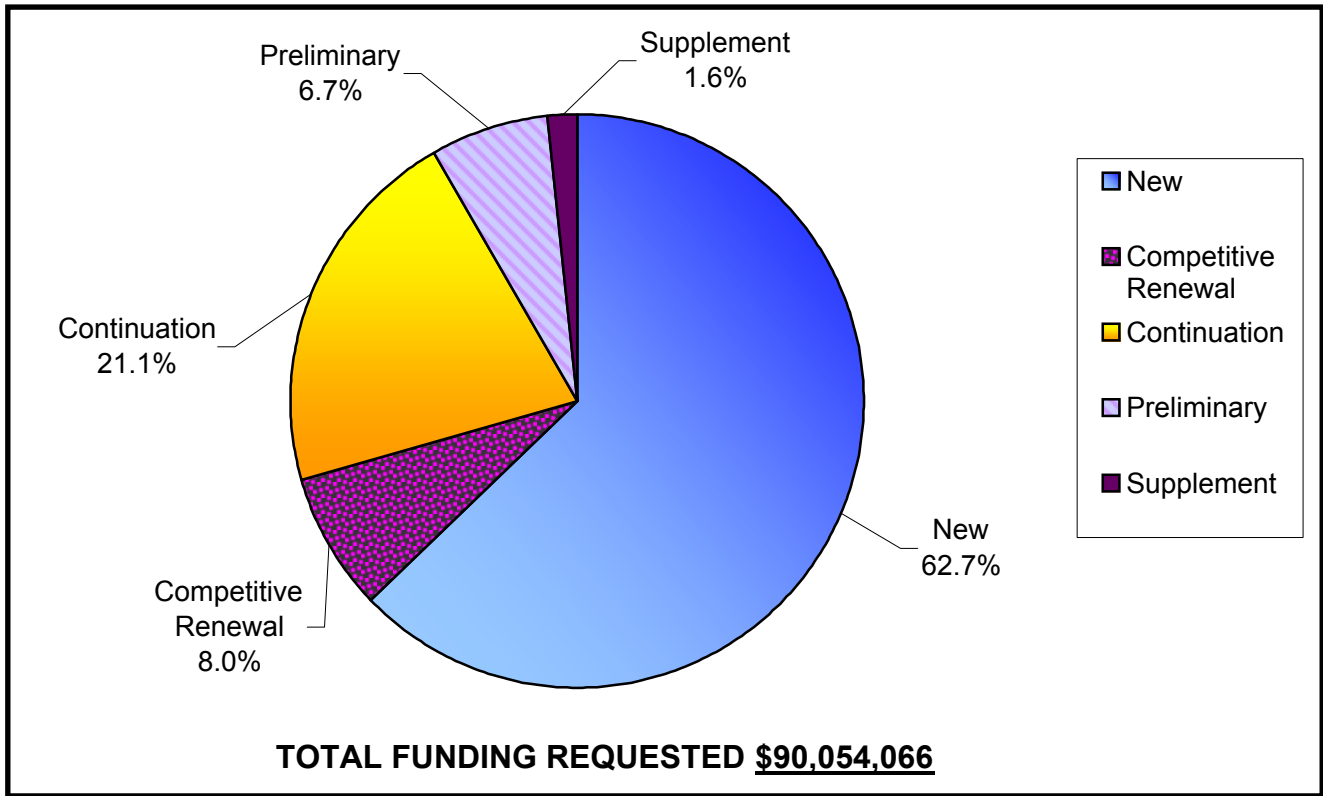
DOLLARS REQUESTED BY AGENCY TYPE



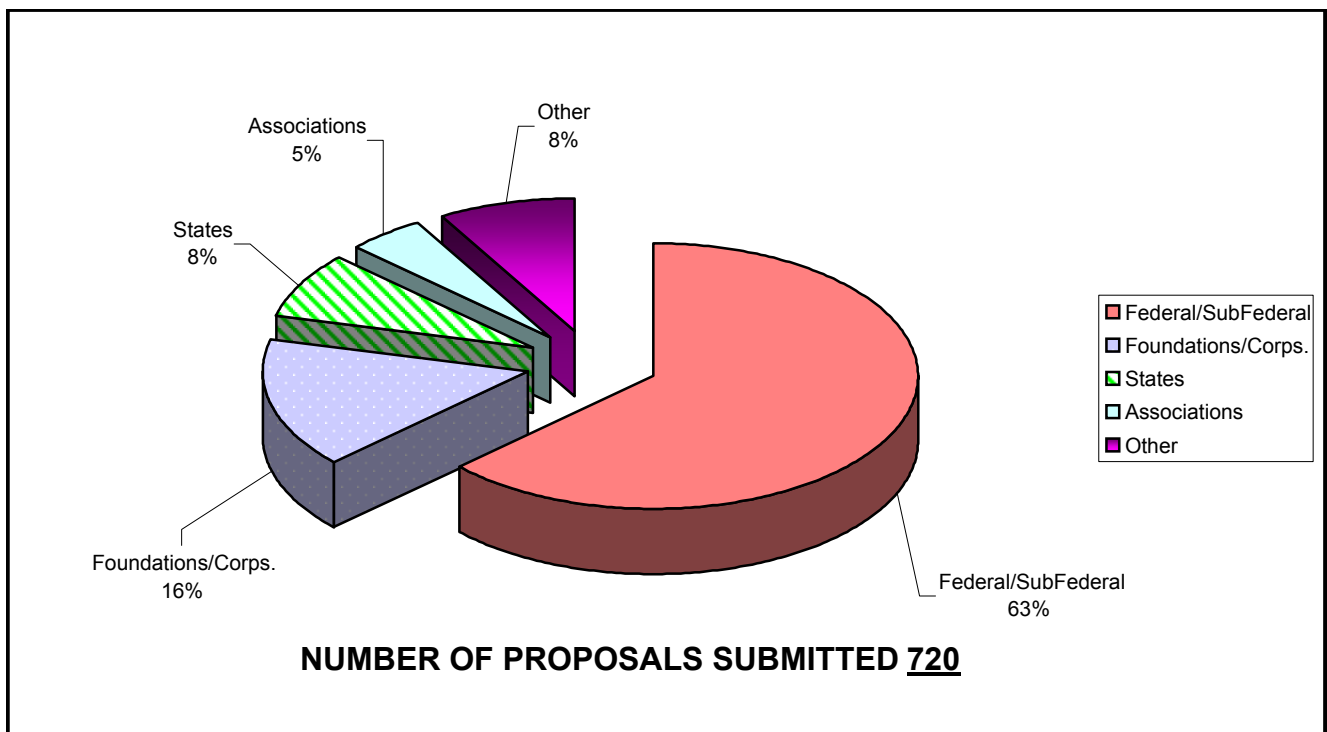
DOLLARS REQUESTED BY FEDERAL AGENCY



FY 02 PROPOSAL SUBMISSIONS REQUESTED FUNDING BY APPLICATION TYPE



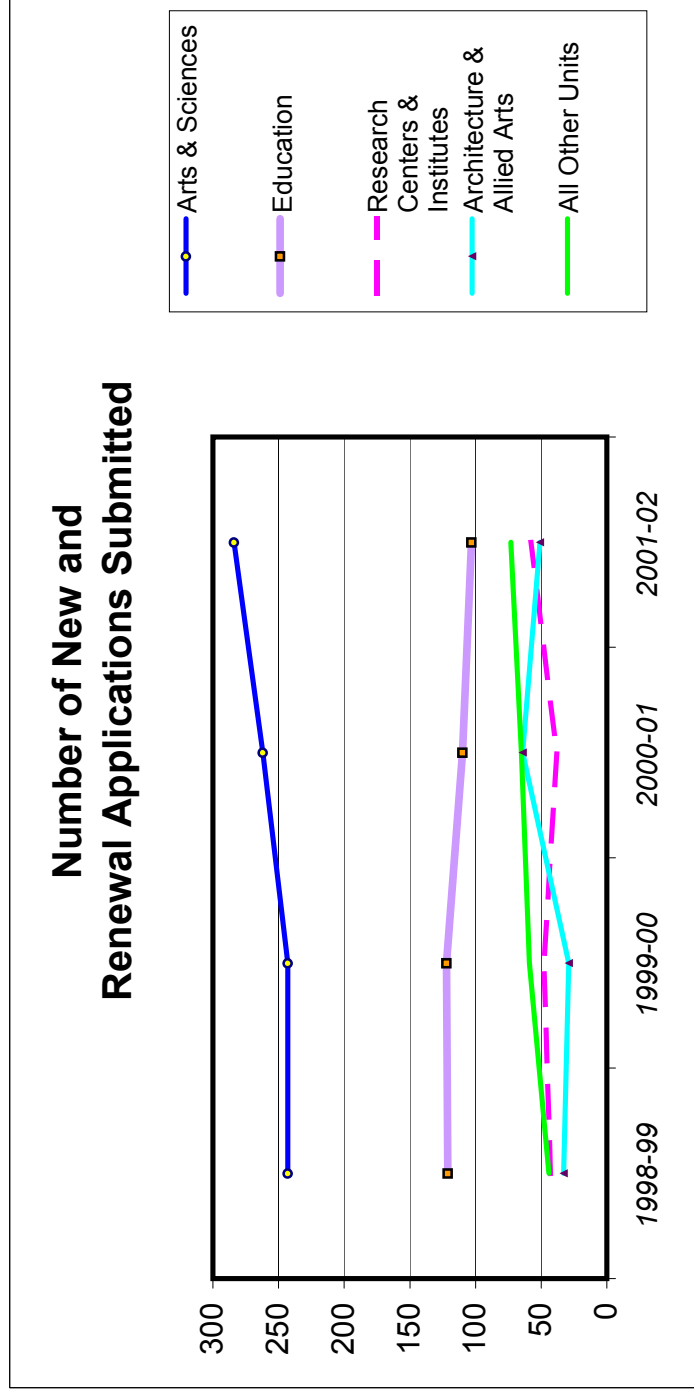
NUMBER SUBMITTED BY AGENCY TYPE



PROPOSAL SUBMISSIONS HISTORY FOR NEW AND COMPETITIVE RENEWAL APPLICATIONS

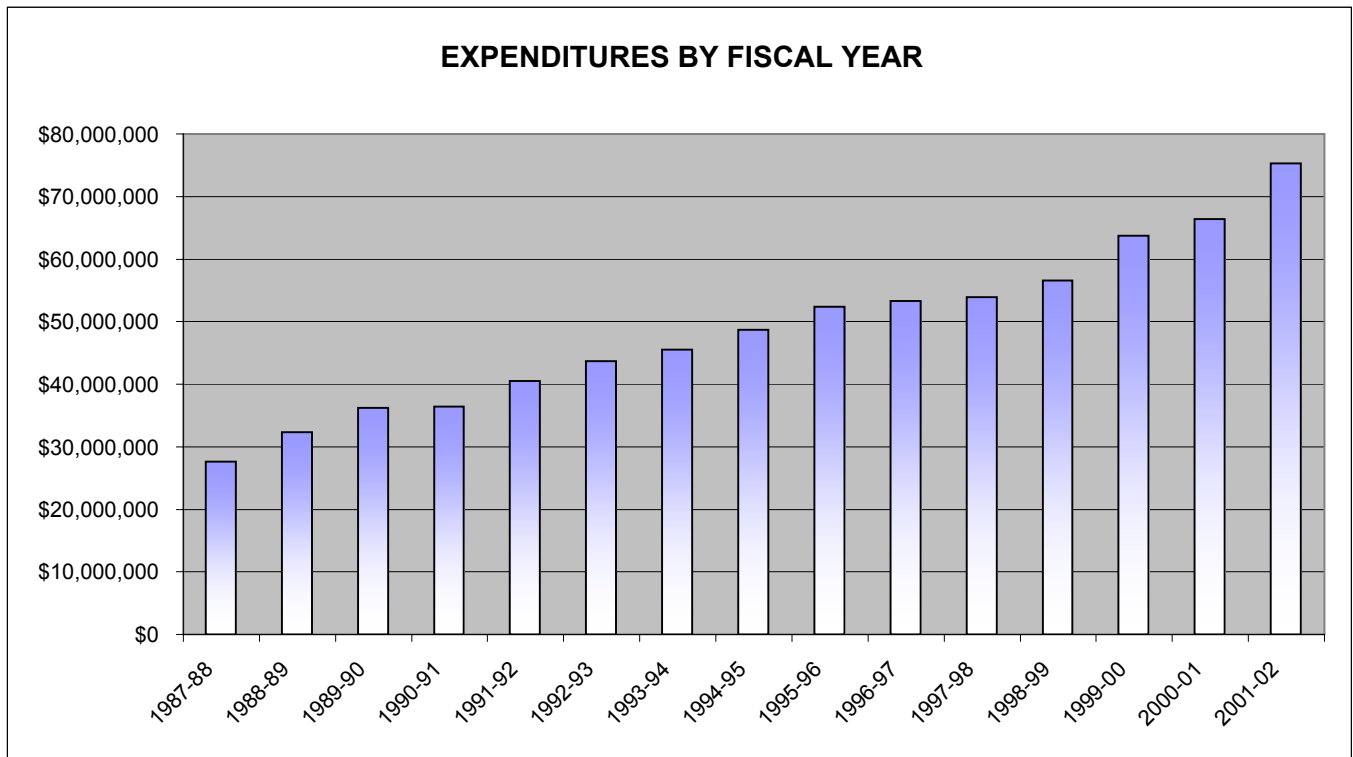
<u>FISCAL YEAR</u>	<u>COLLEGE OF ARTS AND SCIENCES</u>	<u>COLLEGE OF EDUCATION</u>	<u>CROSS-COLLEGIAL RESEARCH CENTERS AND INSTITUTES*</u>	<u>SCHOOL OF ARCHITECTURE AND ALLIED ARTS</u>	<u>ALL OTHER UNITS</u>	<u>TOTAL NUMBER</u>
1998-99	243	121	43	33	44	484
1999-00	243	122	48	29	59	501
2000-01	262	110	38	64	65	539
2001-02	284	103	58	51	73	569

*Cross-collegial Research Centers and Institutes are comprised of faculty from more than one school or college. Not included in this grouping are the research centers and institutes in the colleges of Arts & Sciences, Education, and Architecture & Allied Arts.



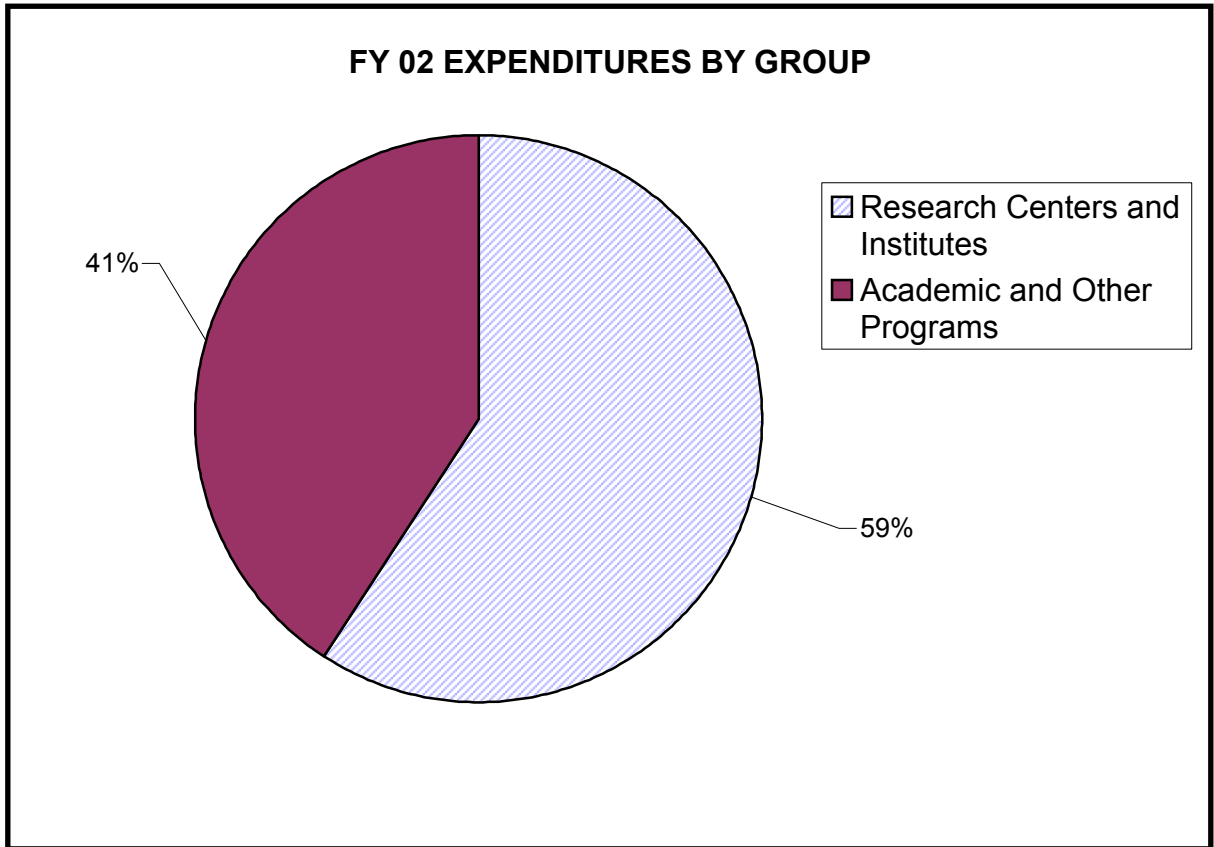
EXPENDITURES BY ORGANIZATIONAL UNIT FY 1996-2002

	<u>1995-96</u>	<u>1996-97</u>	<u>1997-98</u>	<u>1998-99</u>	<u>1999-00</u>	<u>2000-01</u>	<u>2001-02</u>
Architecture/Allied Arts	\$1,155,771	\$1,604,301	\$1,328,138	1,529,390	1,440,332	1,469,646	976,071
Arts & Sciences	13,603,506	12,295,937	12,438,693	13,602,196	12,582,896	13,308,253	19,337,235
Education	16,243,287	17,847,265	17,567,306	19,418,696	21,515,269	21,747,374	22,847,851
Law	284,925	267,839	130,181	173,485	556,416	626,545	512,993
Museums	565,801	811,831	789,584	650,993	513,725	547,213	232,359
Libraries	109,077	97,982	262,756	812,835	2,248,677	2,602,845	2,977,460
Computing Center	322,724	134,794	217,345	357,474	458,121	268,863	290,943
International Affairs	668,122	674,449	577,443	728,744	699,762	543,084	444,121
Research Centers/Institutes	17,492,174	18,208,827	19,331,124	17,981,168	21,889,363	23,371,549	24,258,031
All Other Units	1,914,609	1,353,470	1,287,968	1,339,801	1,785,825	1,948,375	3,844,562
TOTAL	\$52,359,996	\$53,296,695	\$53,930,538	\$56,594,782	\$63,690,386	\$66,433,747	\$75,721,626
Increase from prior FY:	7.60%	1.80%	1.18%	4.71%	11.14%	4.13%	13.98%

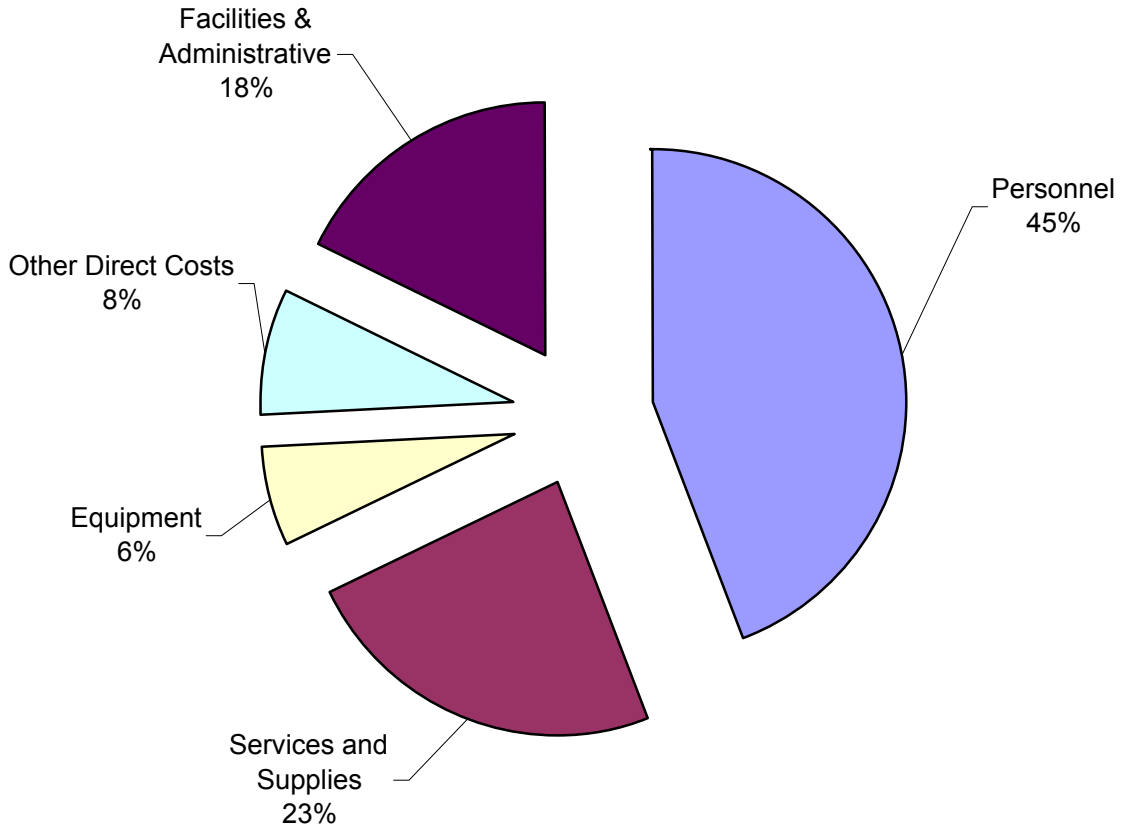


FY 02 Expenditures by Recipient Group

Research Centers and Institutes		\$44,830,208
Science Research Centers and Institutes	\$21,786,111	
Education Research Centers and Institutes	\$20,572,178	
Other Research Centers and Institutes	\$2,471,919	
Academic and Other Programs		\$30,891,418
College of Arts and Sciences	\$19,337,235	
School of Architecture and Allied Arts	\$976,071	
College of Education	\$2,275,673	
Other Programs	\$8,302,439	
TOTAL		\$75,721,626



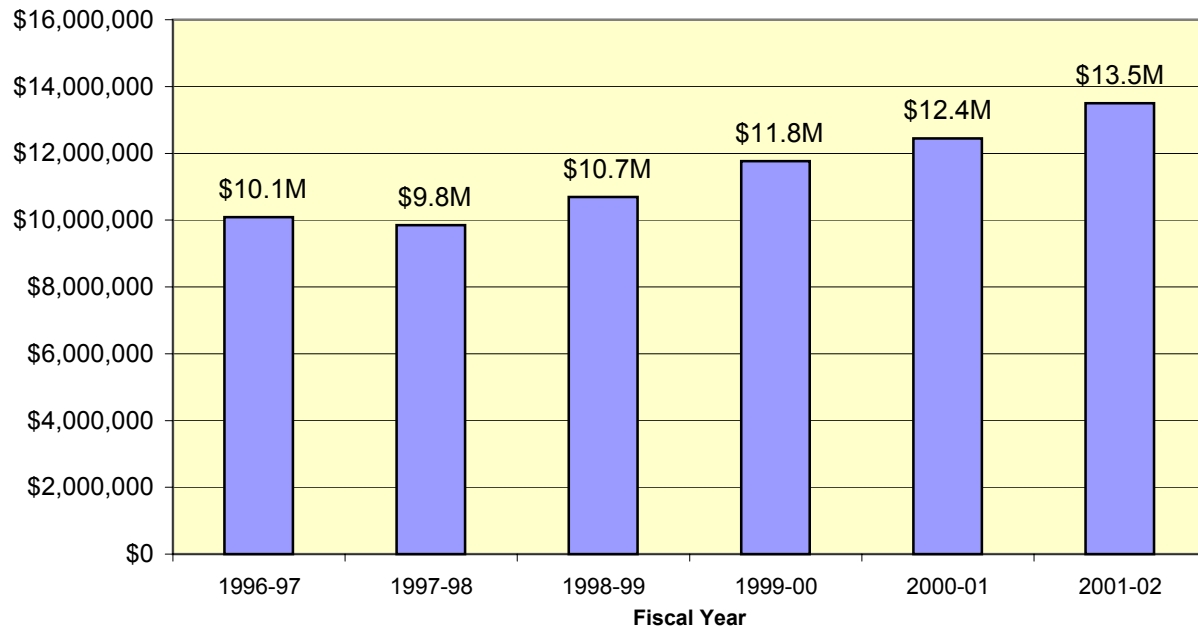
FY 02 EXPENDITURES BY COST CATEGORY



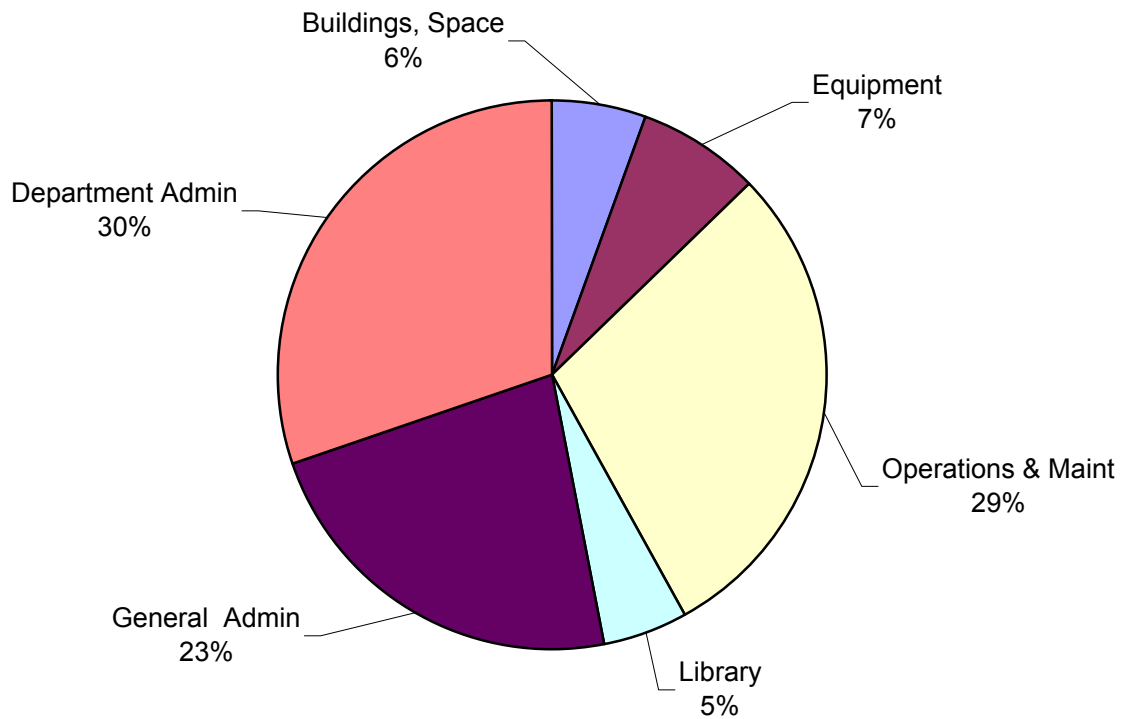
COST CATEGORY	TOTAL EXPENDED
Personnel	\$33,499,462
Services and Supplies	\$17,767,699
Equipment	\$4,800,307
Other Direct Costs	\$6,154,314
Facilities & Administrative	\$13,499,844
TOTAL	\$75,721,626

FACILITIES AND ADMINISTRATIVE (F&A) COSTS

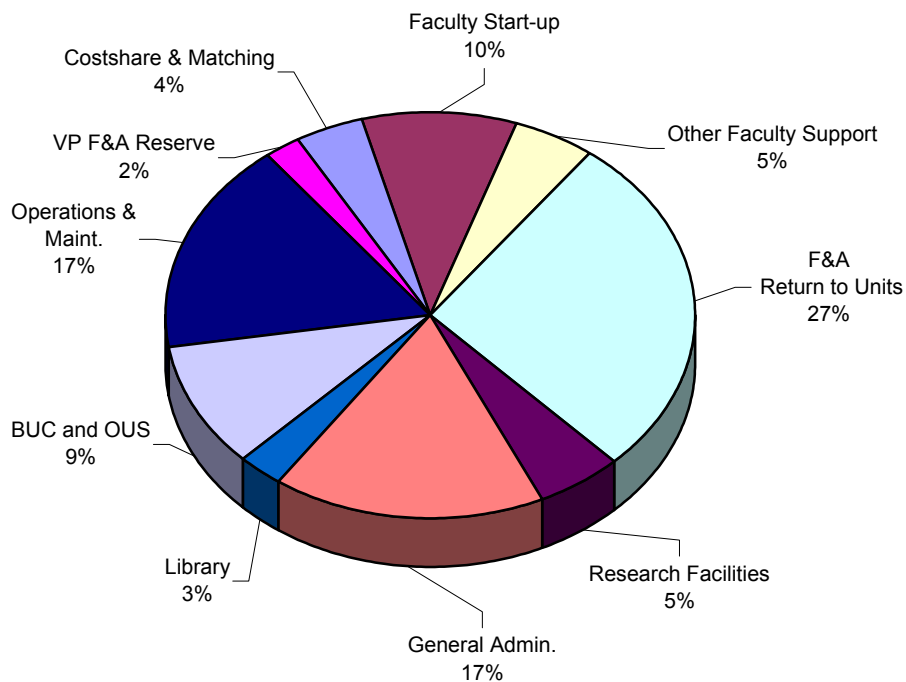
F&A COSTS RECOVERED AT FY END



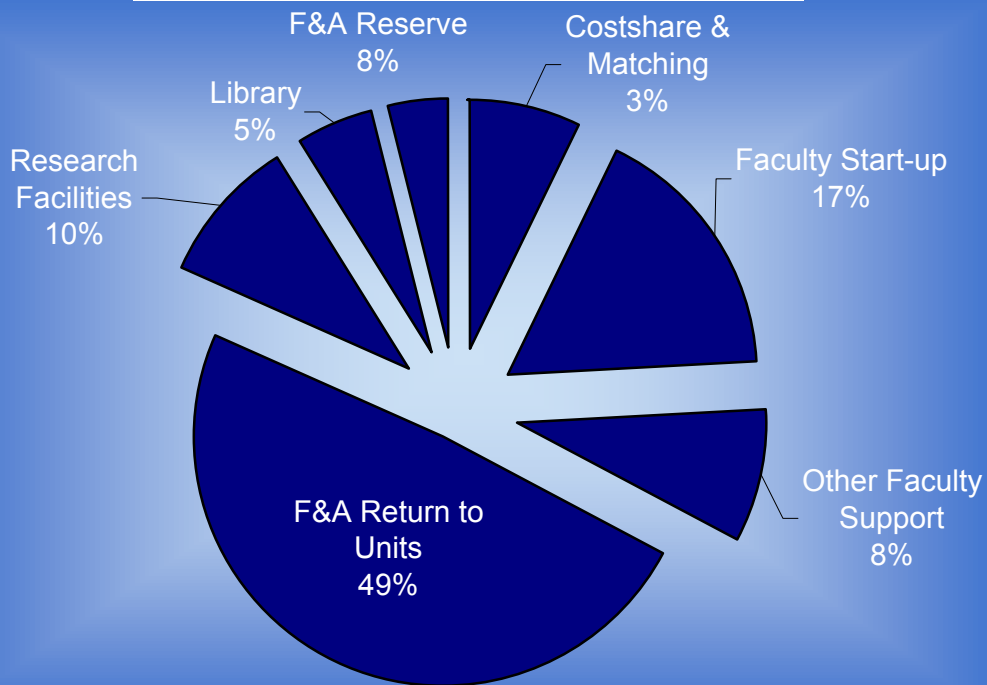
COST COMPONENTS OF F&A RESEARCH RATE



F&A FUND ALLOCATIONS FY 2001-02



DIRECT F&A SUPPORT TO FACULTY FY 02



AWARDS RECEIVED FY 02

Submitting Unit	Project Directors	Number of Awards	Amount of Awards
COLLEGE OF ARTS AND SCIENCES			
Anthropology	11	14	\$243,015
Biology/Ecology and Evolution	9	13	860,209
Chemistry	8	9	750,360
Classics	1	1	49,000
Computational Science Institute	4	5	659,656
Computer and Information Science	14	13	1,582,115
Creative Writing	1	1	40,000
Economics	2	3	292,500
Exercise and Movement Science	8	12	439,842
Geography	9	11	787,864
Geological Sciences	10	18	1,048,125
History	1	1	100
Linguistics	3	3	160,957
Marine Biology, Institute of	8	11	1,111,570
Materials Science, Institute of	16	31	3,668,851
Mathematics	8	10	472,232
Molecular Biology, Institute of	27	45	8,982,811
Neuroscience, Institute of	18	36	11,289,370
Oregon Center for Optics	6	10	1,363,476
Physics	7	10	416,858
Political Science	1	2	33,884
Psychology	20	30	8,066,673
Sociology	1	3	86,309
Theoretical Science, Institute of	10	13	1,597,422
Total College of Arts and Sciences	203	305	\$44,003,199
SCHOOL OF ARCHITECTURE AND ALLIED ARTS			
Architecture	7	9	214,461
Community Service Center	7	26	951,304
Landscape Architecture	1	1	10,000

AWARDS RECEIVED FY 02

Submitting Unit	Project Directors	Number of Awards	Amount of Awards
Housing Innovation, Center for	4	10	308,277
Planning, Public Policy and Management	5	4	414,934
Total School of Architecture and Allied Arts	24	50	\$1,898,976
CHARLES H. LUNDQUIST COLLEGE OF BUSINESS	3	4	\$90,000
COLLEGE OF EDUCATION			
Applied Behavioral and Communication Sciences, Dept. of	2	1	\$298,099
Center for Advanced Technology in Education	4	8	1,464,876
Center on Human Development	19	42	9,948,167
Educational Achievement, Institute for	18	34	5,533,287
Other College of Education Units	3	2	9,719
Special Education & Community Resources	8	8	1,939,117
Violence and Destructive Behavior, Institute on	7	31	2,250,481
Total College of Education	61	126	\$21,443,746
SCHOOL OF LAW	4	4	\$793,342
SCHOOL OF MUSIC	1	2	\$40,000
CROSS-COLLEGEAL RESEARCH CENTERS AND INSTITUTES (comprised of faculty from more than one school or college)			
Asian and Pacific Studies, Center for	4	5	\$273,113
Cognitive and Decision Sciences, Institute of	3	2	168,767
Computational Intelligence Research Laboratory	3	2	414,531
Labor Education and Research Center	1	1	306,194
Oregon Survey Research Lab	1	18	399,248
Study of Women in Society, Center for	7	8	1,385,802
Sustainable Environment, Institute for	4	12	1,242,212
Total Cross-Collegial Research Centers and Institutes	23	48	\$4,189,867

AWARDS RECEIVED FY 02

Submitting Unit	Project Directors	Number of Awards	Amount of Awards
MUSEUMS			
Museum of Anthropology	2	3	686,809
Museum of Art	1	2	102,427
Museum of Natural History	4	5	58,146
Total Museums	7	10	\$847,382
ADMINISTRATIVE OFFICES			
Continuation Center	5	5	\$227,440
Graduate School	1	1	114,000
President, Office of	3	2	277,003
University Computing Center	2	2	287,916
Total Administrative Offices	11	10	\$906,359
OTHER PROGRAMS			
Academic Learning Services	1	5	\$684,712
Career Center	1	1	13,650
Erb Memorial Union	2	3	66,195
Library	1	1	73,432
Solar Energy Center	1	1	5,000
Total Other Programs	6	11	\$842,989
TOTAL AWARDS FY 2001-02	343	570	\$75,055,860

AWARDS RECEIVED FY 98 - FY 02

Submitting Unit	1997-98	1998-99	1999-00	2000-01	2001-02
COLLEGE OF ARTS AND SCIENCES					
Anthropology	\$84,526	\$801,420	\$127,554	\$61,060	\$233,015
Biology/Ecology and Evolution	943,393	1,162,638	761,300	1,176,599	860,209
Chemical Physics, Institute of	485,616	0	0	0	0
Chemistry	1,039,255	963,220	1,687,188	1,690,924	750,360
Classics	0	0	0	0	49,000
Computational Science Institute	396,404	540,585	296,366	361,648	659,656
Computer and Information Science	1,139,953	862,048	1,768,888	840,823	1,582,115
Creative Writing	0	0	0	24,166	40,000
Dean, College of Arts and Sciences	0	42,038	0	0	0
Economics	158,895	136,514	24,931	165,667	292,500
English	2,500	27,000	2,500	0	0
Exercise and Movement Science	52,503	196,498	80,950	139,268	439,842
Geography	434,161	428,565	640,336	477,815	787,864
Geological Sciences	851,288	1,284,335	1,044,770	692,825	1,048,125
History	24,530	0	90,100	68,142	100
Linguistics	0	85,000	182,840	0	170,957
Marine Biology, Institute of	854,831	289,017	654,106	475,618	1,111,570
Materials Science, Institute of	1,364,774	2,269,780	1,875,295	3,183,920	3,668,851
Mathematics	533,979	300,180	480,615	409,277	472,232
Molecular Biology, Institute of	6,451,093	6,432,877	5,923,469	7,441,292	8,982,811
Neuroscience, Institute of	5,141,118	8,918,340	8,150,891	6,360,712	11,289,370
Oregon Center for Optics	174,822	585,534	1,425,149	993,819	1,363,476
Physics	1,959,881	2,183,928	814,395	1,133,791	416,858
Political Science	8,067	126,164	38,573	48,400	33,884
Psychology	1,226,332	1,438,681	3,058,606	5,639,682	8,066,673
Romance Languages	0	179,985	0	0	0
Sociology	40,084	41,000	5,000	145,753	86,309
Theoretical Science, Institute of	957,745	1,122,125	1,125,441	1,293,364	1,597,422
Yamada Language Center	64,000	0	10,000	0	0
Total College of Arts and Sciences	\$24,389,750	\$30,417,472	\$30,269,263	\$32,824,565	\$44,003,199

AWARDS RECEIVED FY 98 - FY 02

Submitting Unit	1997-98	1998-99	1999-00	2000-01	2001-02
SCHOOL OF ARCHITECTURE AND ALLIED ARTS					
Architecture	\$45,291	\$80,350	\$187,374	\$0	\$214,461
Arts and Administration	0	10,000	2,000	5,547	0
Art Department	0	0	0	2,000	0
Art History	10,000	28,000	0	0	0
Community Service Center	0	0	399,765	678,243	951,304
Fine and Applied Arts	5,000	0	0	0	0
Historic Preservation	23,325	0	2,000	0	0
Housing Innovation, Center for	1,285,286	1,095,552	322,853	270,186	308,277
Landscape Architecture	0	0	0	251,900	10,000
Planning, Public Policy and Management	679,784	961,795	354,995	733,755	414,934
Total School of Architecture and Allied Arts	\$2,048,686	\$2,175,697	\$1,268,987	\$1,941,631	\$1,898,976
CHARLES H. LUNDQUIST COLLEGE OF BUSINESS					
Lundquist Center for Entrepreneurship	\$15,000	\$116,657	\$55,692	\$138,550	\$90,000
Management, Dept. of	0	0	74,861	0	0
Total Lundquist College of Business	\$15,000	\$116,657	\$130,553	\$138,550	\$90,000
COLLEGE OF EDUCATION					
Applied Behav. & Communic. Sciences	\$460,221	\$630,589	\$1,100,371	\$539,031	\$298,099
Center for Advanced Technology in Education	209,422	1,037,537	808,119	1,830,944	1,464,876
Center on Human Development	6,465,468	8,206,959	9,614,866	2,896,600	9,948,167
Educational Achievement, Institute for	3,329,444	3,955,568	7,378,809	4,659,390	5,533,287
Educational Leadership, Techn., & Admin.	574,749	639,000	923,430	197,541	0
Learning and Instructional Leadership	0	480,000	0	0	0
Other College of Education Units	0	1,091,900	1,250,595	2,129,513	9,719
Special Educ. & Community Resources	581,633	719,965	290,054	0	1,939,117
Violence and Destructive Behavior, Institute on	1,710,598	1,798,412	2,785,112	2,808,179	2,250,481
Total College of Education	\$13,331,535	\$18,559,930	\$24,151,356	\$15,061,198	\$21,443,746

AWARDS RECEIVED FY 98 - FY 02

Submitting Unit	1997-98	1998-99	1999-00	2000-01	2001-02
SCHOOL OF LAW	\$60,013	\$460,840	\$459,996	\$525,691	\$793,342
SCHOOL OF MUSIC	\$104,162	\$298,675	\$86,875	\$86,342	\$40,000
CROSS-COLLEGIAL RESEARCH CENTERS AND INSTITUTES					
Asian and Pacific Studies, Center for	\$495,769	\$864,470	\$230,646	\$163,748	\$168,500
CAPS-Center for Applied Secondary Language Studies	19,680	10,500	310,268	495,267	104,613
Cognitive and Decision Sciences, Institute of	791,826	354,324	361,838	48,039	168,767
Computational Intelligence Research Lab	1,022,918	697,608	881,663	762,249	414,531
Labor Education and Research Center	229,722	92,390	553,775	1,800,000	306,194
Oregon Survey Research Laboratory	537,395	344,435	274,757	928,475	399,248
Study of Women in Society, Center for	55,454	503,719	586,512	855,748	1,385,802
Sustainable Environment, Institute for	851,939	1,395,093	233,800	71,281	1,242,212
Total Cross-Collegial Research Centers and Institutes	\$4,004,703	\$4,262,539	\$3,433,259	\$5,124,807	\$4,189,867
MUSEUMS					
Museum of Anthropology	\$584,796	\$407,820	\$503,076	\$326,343	\$686,809
Museum of Art	7,692	47,690	340,625	216,326	102,427
Museum of Natural History	0	10,750	12,550	0	58,146
Total Museums	\$592,488	\$466,260	\$856,251	\$542,669	\$847,382
ADMINISTRATIVE OFFICES					
Business Affairs Office	0	0	0	0	\$27,003
Continuation Center	\$62,300	\$1,000	\$120,913	\$54,710	227,440
Graduate School	114,421	77,560	85,575	27,300	114,000
International Education and Exchange	500	45,267	7,545	800	0
President, Office of	0	0	0	0	250,000
Provost, Office of	0	0	110,000	0	0
University Computing Center	247,542	442,008	458,228	525,948	287,916
Total Administrative Offices	\$424,763	\$565,835	\$782,261	\$608,758	\$906,359

AWARDS RECEIVED FY 98 - FY 02

Submitting Unit	1997-98	1998-99	1999-00	2000-01	2001-02
OTHER PROGRAMS					
Academic Learning Services	\$343,835	\$357,588	\$561,892	\$585,032	\$684,712
Career Center	13,000	27,500	13,650	13,651	13,650
Erb Memorial Union	0	0	63,460	64,460	66,195
Health Center	0	860	0	0	0
KWAX	74,910	0	0	0	0
Library	154,668	670,715	50,000	247,353	73,432
New Media Center	25,886	0	2,252	0	0
Solar Energy Center	0	0	8,000	5,000	5,000
Student Life	0	236,030	8,175	8,312	0
Total Other Programs	\$612,299	\$1,292,693	\$707,429	\$923,808	\$842,989

TOTAL ALL AWARDS RECEIVED **\$45,583,399** **\$58,616,598** **\$62,146,230** **\$57,778,019** **\$75,055,860**

PROPOSALS SUBMITTED FY 02

Submitting Unit	Project Directors	Number of Proposals	First Year Request	Total Request
COLLEGE OF ARTS AND SCIENCES				
Anthropology	14	16	\$424,054	\$829,875
Biology/Ecology and Evolution	8	11	987,956	1,671,036
Chemistry	8	5	1,082,886	2,382,927
Computational Science Institute	4	2	165,000	165,000
Computer and Information Science	14	20	3,002,483	12,295,408
Creative Writing	1	1	40,000	40,000
Economics	1	1	65,910	205,371
Environmental Studies	4	3	94,055	94,055
Exercise and Movement Science	8	12	733,521	2,209,334
Geography	18	23	1,341,331	2,585,878
Geological Sciences	14	25	1,449,012	3,094,374
History	1	1	40,000	40,000
Linguistics	2	2	126,693	331,439
Marine Biology, Institute of	10	12	650,400	1,662,600
Materials Science, Institute of	21	29	4,645,773	15,362,750
Mathematics	8	6	597,472	2,169,310
Molecular Biology, Institute of	28	67	11,551,355	24,744,820
Neuroscience, Institute of	26	52	13,430,882	35,139,122
Oregon Center for Optics	6	8	1,277,355	3,000,666
Physics	9	13	1,412,694	3,895,001
Political Science	4	8	376,268	680,371
Psychology	27	36	9,582,567	25,653,702
Sociology	3	6	570,912	659,101
Solar Energy Center	1	1	5,000	5,000
Theoretical Science, Institute of	9	14	1,919,610	5,780,493
Yamada Language Center	3	1	9,883	9,883
Total College of Arts and Sciences	249	374	\$55,583,072	\$144,707,516

PROPOSALS SUBMITTED FY 02

Submitting Unit	Project Directors	Number of Proposals	First Year Request	Total Request
SCHOOL OF ARCHITECTURE AND ALLIED ARTS				
Architecture	6	6	\$112,645	\$112,645
Art Department	3	3	134,496	345,936
Community Service Center	6	31	1,516,123	2,150,861
Housing Innovation, Center for	6	13	841,539	1,523,459
Landscape Architecture	2	2	20,121	42,468
Planning, Public Policy and Management	7	6	393,504	600,845
Total School of Architecture and Allied Arts	30	61	\$3,018,428	\$4,776,214
CHARLES H. LUNDQUIST COLLEGE OF BUSINESS				
	6	5	\$264,068	\$578,448
COLLEGE OF EDUCATION				
Career Information Service	1	2	\$208,680	\$732,868
Center for Advanced Technology in Education	3	5	971,586	1,258,811
Center on Human Development	23	50	6,368,255	20,626,290
Counseling Psychology and Human Services	2	1	5,719	5,719
Educational Leadership	2	1	206,954	629,502
Dean, College of Education	3	2	1,004,320	1,004,320
Institute of Educational Achievement	29	35	5,202,970	19,367,579
Special Education and Community Resources	6	8	1,172,306	3,915,254
Violence and Destructive Behavior, Institute on	12	31	2,243,798	4,138,310
Total College of Education	81	135	\$17,384,588	\$51,678,653
SCHOOL OF JOURNALISM	2	1	\$66,330	\$98,340
SCHOOL OF LAW	3	3	\$360,882	\$403,412

PROPOSALS SUBMITTED FY 02

Submitting Unit	Project Directors	Number of Proposals	First Year Request	Total Request
SCHOOL OF MUSIC	6	20	\$1,291,452	\$1,307,667
CROSS-COLLEGEAL RESEARCH CENTERS AND INSTITUTES (comprised of faculty from more than one school or college)				
CAPS-Applied Japanese Language Studies	1	5	\$895,690	\$2,605,055
Center on Diversity and Community	1	4	100,000	100,000
Child and Family Institute	3	3	926,740	2,997,132
Computational Intelligence Research Laboratory	4	6	1,869,040	4,743,403
Institute of Cognitive & Decision Sciences	6	8	889,612	2,398,561
Labor Education and Research Center	1	2	342,163	342,163
Oregon Survey Research Lab	3	21	326,700	376,886
Study of Women in Society, Center for	5	8	929,233	2,492,321
Sustainable Environment, Institute for	8	17	886,141	1,024,656
Total Cross-Collegial Research Centers and Institutes	32	74	\$7,165,319	\$17,080,177
MUSEUMS				
Museum of Anthropology	2	6	\$764,978	\$764,978
Museum of Art	4	10	1,766,059	1,766,059
Museum of Natural History	4	5	101,767	241,148
Total Museums	10	21	\$2,632,804	\$2,772,185
ADMINISTRATIVE OFFICES				
Continuation Center	4	2	\$58,000	\$58,000
Presidents Office	5	3	559,700	559,700
University Computing Center	4	3	386,453	1,240,296
Vice President, Research	2	2	120,000	120,000
Total Administrative Offices	15	10	\$1,124,153	\$1,977,996

PROPOSALS SUBMITTED FY 02

<i>Submitting Unit</i>	<i>Project Directors</i>	<i>Number of Proposals</i>	<i>First Year Request</i>	<i>Total Request</i>
OTHER PROGRAMS				
Academic Learning Services	1	3	\$111,782	\$111,782
Career Center	1	1	13,650	13,650
Erb Memorial Union	6	4	17,850	17,850
Graduate School	2	1	31,978	31,978
Health Center	2	1	2,500	2,500
Library	7	5	798,851	1,589,440
Student Life	1	1	186,359	186,359
Total Other Programs	19	16	\$1,162,970	\$1,953,559
TOTAL PROPOSALS FY 02	453	720	\$90,054,066	\$227,334,167

PROPOSALS SUBMITTED FY 98 - FY 02 FIRST-YEAR TOTAL REQUESTS

<u>Submitting Unit</u>	<u>1997-98</u>	<u>1998-99</u>	<u>1999-00</u>	<u>2000-01</u>	<u>2001-02</u>
COLLEGE OF ARTS AND SCIENCES					
Anthropology	\$150,466	\$744,582	\$215,197	\$157,158	\$424,054
Biology/Ecology and Evolution	1,864,657	1,797,581	1,989,860	1,790,551	987,956
Chemistry	2,093,546	1,286,566	2,691,196	1,901,032	1,082,886
Classics	0	0	0	49,000	0
Comparative Literature	0	4,000	0	0	0
Computational Science Institute	663,669	5,349,209	2,303,797	1,709,872	165,000
Computer and Information Science	1,225,712	1,551,574	3,496,889	2,815,683	3,002,483
Creative Writing	0	0	0	24,166	40,000
Economics	294,862	30,000	217,108	361,051	65,910
English	83,723	32,800	10,000	10,000	0
Environmental Studies Program	0	0	10,000	0	94,055
Exercise and Movement Science	497,751	589,177	198,577	772,862	733,521
Folklore	0	0	0	5,000	0
Geography	460,682	705,252	648,591	711,017	1,341,331
Geological Sciences	1,017,521	1,203,432	922,792	903,824	1,449,012
History	0	0	167,337	112,087	40,000
International Studies	0	5,050	89,770	0	0
Linguistics	355,079	223,943	109,947	70,492	126,693
Marine Biology, Institute of	1,084,514	1,390,808	1,542,274	776,184	650,400
Materials Science, Institute of	3,377,444	3,328,397	4,215,943	6,446,870	4,645,773
Mathematics	527,675	530,728	245,256	325,128	597,472
Molecular Biology, Institute of	9,991,939	7,342,541	9,634,817	7,677,848	11,551,355
Neuroscience, Institute of	9,237,772	10,995,404	11,236,834	12,835,554	13,430,882
Oregon Center for Optics	1,304,000	1,073,377	441,004	1,210,851	1,277,355
Philosophy	4,000	0	5,000	0	0
Physics	1,494,464	1,283,770	7,482,478	5,788,624	1,412,694
Political Science	117,651	128,926	105,576	154,042	376,268
Psychology	3,888,291	5,908,158	8,611,469	5,903,574	9,582,567
Romance Languages	191,269	4,000	0	0	0
Russian	39,507	0	0	0	0
Sociology	150,204	0	5,000	221,940	570,912
Solar Energy Center	0	0	0	0	5,000
Theater Arts	0	0	31,000	0	0
Theoretical Science, Institute of	1,129,859	1,492,105	1,676,669	1,325,956	1,919,610
Yamada Language Center	0	0	5,000	0	9,883
Total College of Arts and Sciences	\$41,246,257	\$47,001,380	\$58,309,381	\$54,060,366	\$55,583,072

PROPOSALS SUBMITTED FY 98 - FY 02 FIRST-YEAR TOTAL REQUESTS

<u>Submitting Unit</u>	<u>1997-98</u>	<u>1998-99</u>	<u>1999-00</u>	<u>2000-01</u>	<u>2001-02</u>
SCHOOL OF ARCHITECTURE AND ALLIED ARTS					
Architecture	\$7,012	\$1,182,256	\$178,273	\$142,829	112,645
Art & Administration	0	15,000	0	2,000	0
Art Department	0	0	0	5,547	134,496
Community Service Center	0	0	813,694	1,272,179	1,516,123
Fine and Applied Arts	5,000	0	0	0	0
Historic Preservation	39,900	0	14,000	0	0
Housing Innovation, Center for	483,000	2,435,263	1,938,102	1,589,192	841,539
Landscape Architecture	0	100,000	0	251,500	20,121
Planning, Public Policy and Management	625,620	998,115	927,398	937,391	393,504
Total School of Architecture & Allied Arts	\$1,160,532	\$4,730,634	\$3,871,467	\$4,200,638	\$3,018,428
CHARLES H. LUNDQUIST COLLEGE OF BUSINESS					
Dean, Lundquist College of Business	\$292,533	0	0	0	0
Lundquist Center for Entrepreneurship	253,214	25,000	74,976	152,845	264,068
Management, Dept. of	48,322	3,788	24,861	10,000	0
Total Lundquist College of Business	\$594,069	\$28,788	\$99,837	\$162,845	\$264,068
COLLEGE OF EDUCATION					
Applied Behav. & Communic. Sciences, Dept. of	\$727,520	\$1,974,068	\$1,821,959	\$492,050	0
Career Information Service	0	1,087,200	1,250,595	1,804,770	208,680
Center for Advanced Technol. in Education	823,452	1,101,057	1,276,544	724,690	971,586
Center on Human Development	5,477,164	3,809,636	12,604,289	5,500,223	6,368,255
Counseling Psychology and Human Services	0	0	0	11,200	5,719
Dean, College of Education	0	0	0	0	1,004,320
Develop. of Educ. Achievement, Institute for	8,265,242	3,730,963	5,575,570	6,254,034	5,202,970
Educational Leadership	0	0	0	0	206,954
Educ. Leadership, Tech. & Admin., Dept. of	838,521	634,737	0	0	0
Family and Human Services	0	547,642	0	5,719	0
Learning & Instructional Leadership	0	0	0	0	0
School Psychology	0	0	0	10,000	0
Special Educ. & Community Resources, Dept. of	584,532	373,345	0	682,843	1,172,306
Teacher Education	0	0	0	25,044	0
Violence & Destructive Behavior, Institute on	3,144,984	3,602,311	2,568,540	2,291,640	2,243,798
Total College of Education	\$19,861,415	\$16,860,959	\$25,097,497	\$17,802,213	\$17,384,588

PROPOSALS SUBMITTED FY 98 - FY 02 FIRST-YEAR TOTAL REQUESTS

Submitting Unit	1997-98	1998-99	1999-00	2000-01	2001-02
SCHOOL OF JOURNALISM AND COMMUNICATION	0	\$46,480	\$5,000	\$65,000	\$66,330
SCHOOL OF LAW	\$378,570	\$315,793	\$515,316	\$437,589	\$360,882
SCHOOL OF MUSIC	\$215,286	\$324,460	\$328,559	\$3,379,825	\$1,291,452
CROSS-CAMPUS RESEARCH CENTERS AND INSTITUTES					
Asian and Pacific Studies, Center for	\$655,060	\$387,791	\$935,043	\$262,294	0
CAPS-Applied Japanese Language Studies	0	167,888	563,668	611,520	895,690
Center on Diversity and Community	0	0	0	0	100,000
Child and Family Institute	0	0	0	0	926,740
Cognitive and Decision Sciences, Institute of	298,209	411,109	656,238	428,351	889,612
Computational Intelligence Research Lab.	2,740,241	143,593	388,658	586,487	1,869,040
Labor Education and Research Center	92,390	248,081	535,215	650,005	342,163
Oregon Survey Research Laboratory	459,795	268,760	338,232	942,112	326,700
Study of Women in Society, Center for	1,535,523	991,923	1,226,322	1,093,501	929,233
Sustainable Environment, Institute for	872,024	234,303	271,573	475,854	886,141
Total Cross-Campus Research Centers and Institutes	\$6,653,242	\$2,853,448	\$4,914,949	\$5,050,124	\$7,165,319
MUSEUMS					
Museum of Anthropology	\$571,246	\$407,820	\$483,076	\$326,344	764,978
Museum of Art	786,045	5,759,398	2,648,472	1,861,183	1,766,059
Museum of Natural History	10,750	25,750	12,548	10,000	101,767
Total Museums	\$1,368,041	\$6,192,968	\$3,144,096	\$2,197,527	\$2,632,804
ADMINISTRATIVE OFFICES					
Continuation Center	\$51,000	\$22,000	\$284,063	\$50,760	58,000
Dean of Students	0	0	1,475	0	0
Facilities Services	0	0	15,000	0	0
International Education and Exchange	0	0	1,700	825	0

**PROPOSALS SUBMITTED FY 98 - FY 02
FIRST-YEAR TOTAL REQUESTS**

Submitting Unit	1997-98	1998-99	1999-00	2000-01	2001-02
ADMINISTRATIVE OFFICES					
President's Office	0	0	0	1,020,000	559,700
Provost Office	0	0	110,000	0	0
University Computing Center	473,250	407,894	53,334	863,839	386,453
Vice President, Research	0	0	0	0	120,000
Total Administrative Offices	\$524,250	\$429,894	\$465,572	\$1,935,424	\$1,124,153
OTHER PROGRAMS					
Academic Learning Services	\$357,588	\$241,932	0	0	111,782
Graduate School	27,082	64,940	0	0	31,978
International Affairs	200,000	0	0	0	0
American English Institute	38,019	0	0	0	0
Career Center	0	13,000	13,650	13,650	13,650
Erb Memorial Union	0	53,460	42,200	27,250	17,850
Financial Aid	0	0	0	15,000	0
Health Center	0	0	0	0	2,500
Library	715,841	94,959	304,349	1,481,178	798,851
New Media Center	74,062	0	7,178	0	0
Student Life	0	119,744	340,338	8,312	186,359
Total Other Programs	\$1,412,592	\$588,035	\$707,715	\$1,545,390	\$1,162,970
TOTAL YEAR 1 AMOUNT REQUESTED	\$73,414,254	\$79,372,839	\$97,459,389	\$90,836,941	\$90,054,066

EXPENDITURES ON RESTRICTED FUNDS FY 98 - FY 02

<i>Organizational Unit</i>	1997-98	1998-99	1999-00	2000-01	2001-02
SCHOOL OF ARCHITECTURE AND ALLIED ARTS					
Office of Dean	\$1,314,428	\$1,195,304	\$1,266,009	\$714,630	\$592,845
Architecture and Interior Architecture	0	1,210	11,120	703	31
Art History	4,173	28,000	0	0	0
Arts and Administration	0	0	1,056	610	0
Fine and Applied Arts	-14,637	-443	1,293	257	-257
Historic Preservation	0	0	0	2,000	0
Landscape Architecture	14,648	18,766	16,346	15,403	26,536
Planning, Public Policy and Management	9,526	286,554	144,508	736,043	356,916
Total Architecture and Allied Art:	\$1,328,138	\$1,529,391	\$1,440,332	\$1,469,646	\$976,071
COLLEGE OF ARTS AND SCIENCES					
American English Institute	\$8,026	\$475,000	\$0	\$0	\$96,522
Anthropology	34,845	159,061	346,214	235,467	278,892
Other Arts and Sciences	506	25	-6,035	5,603	103,384
Biology	286,342	112,979	66,575	23,959	0
Biology - Ecology Evolution	1,036,726	1,069,160	1,049,834	1,144,427	1,045,919
Chemistry	2,210,856	2,498,084	2,488,684	3,085,281	3,774,800
Computer & Information Science	969,394	1,302,710	1,056,643	1,108,370	1,192,004
East Asian Languages & Literatures	151,441	123,570	79,922	0	0
Economics	91,592	137,093	148,559	94,150	188,375
English	4,300	25,897	3,443	105	0
Exercise & Movement Studies	100,975	187,617	97,705	119,500	232,958
Geography	633,887	640,164	529,407	742,509	484,760
Geological Science	1,240,021	985,864	990,084	894,930	831,763
History	31,849	-8,206	98,436	-8,435	63,077
Linguistics	67,880	44,655	110,126	81,406	51,480
Mathematics	431,649	352,696	475,882	416,600	455,677
Peace Studies	0	26,444	65,969	-101	11
Physics	3,034,519	3,255,481	2,384,420	2,286,806	1,879,222
Political Science	0	61,784	85,308	55,301	10,990
Psychology	1,871,449	1,992,680	2,438,731	4,140,783	8,693,902
Romance Languages	103,543	79,551	101,025	0	0
Sociology	72,543	74,934	-28,393	16,950	50,445
Yamada Language Center	56,350	4,954	356	9,068	-424
Total College of Arts and Sciences	\$12,438,693	\$13,602,197	\$12,582,895	\$14,452,679	\$19,433,757

EXPENDITURES ON RESTRICTED FUNDS FY 98 - FY 02

<i>Organizational Unit</i>	1997-98	1998-99	1999-00	2000-01	2001-02
COLLEGE OF EDUCATION					
Advanced Technology in Education, Ctr.	\$1,061,538	\$1,339,587	\$1,806,928	\$1,952,994	\$1,863,698
Applied Behav. & Communication Sciences	141,334	121,929	11,848	0	0
Center for Human Development	9,501,004	9,520,921	9,531,243	6,700,353	8,766,836
Career Information System - National	941,174	1,002,698	1,125,953	1,004,712	1,091,767
Career Information System - Oregon	785,004	772,389	903,109	665,343	725,703
Develop. Educational Achievement, Inst.	4,644,728	5,092,564	5,313,791	5,908,439	4,920,538
Institute on Violence & Destructive Behavior	408,029	1,438,206	2,425,532	2,748,098	3,203,636
Office of Dean	84,495	130,402	319,189	0	11
Other Programs in COE	0	0	77,675	2,767,435	2,275,662
Total College of Education	\$17,567,306	\$19,418,696	\$21,515,268	\$21,747,374	\$22,847,851
COMPUTING CENTER	\$217,345	\$357,474	\$458,121	\$268,863	\$290,943
SCHOOL OF LAW	\$130,181	\$173,485	\$556,416	\$626,545	\$512,993
MUSEUMS					
Museum of Anthropology	\$749,718	\$596,416	\$457,233	\$468,838	\$229,235
Museum of Art	11,955	22,986	35,065	41,399	7,773
Museum of Natural History	27,911	31,591	21,426	36,976	-4,649
Total Museums	\$789,584	\$650,993	\$513,724	\$547,213	\$232,359
LIBRARIES	\$262,756	\$812,835	\$2,248,677	\$2,602,845	\$2,977,460
INTERNATIONAL AFFAIRS	\$577,443	\$728,744	\$699,762	\$543,084	\$444,121
GRADUATE SCHOOL	\$149,347	\$15,434	\$100,560	-\$41,553	\$182,584
CHARLES H. LUNDQUIST COLLEGE OF BUSINESS	\$107,568	\$128,087	\$116,568	\$110,509	\$150,880

EXPENDITURES ON RESTRICTED FUNDS FY 98 - FY 02

<i>Organizational Unit</i>	1997-98	1998-99	1999-00	2000-01	2001-02
SCHOOL OF JOURNALISM AND COMMUNICATION	0	\$1,284	0	0	0
SCHOOL OF MUSIC	\$80,330	\$208,627	\$185,893	\$202,424	\$124
RESEARCH INSTITUTES					
Asian and Pacific Studies, Center for					\$88,953
Center for Housing Innovation	\$1,565,691	\$595,435	\$897,063	\$447,825	\$154,905
Ctr Study of Women in Society	167,658	411,278	759,931	743,721	1,016,943
Computational Science Institute	341,533	438,324	547,429	342,808	530,720
Chemical Physics Institute	494,162	293,620	105,605	0	0
Computational Intelligence Research Lab.	1,058,854	917,981	819,732	857,018	645,990
Humanities Center	22,139	15,145	0	0	84,150
Humanities Center Operations	7,826	-871	4,507	12,535	0
Institute for a Sustainable Environment	720,225	951,207	825,914	515,994	630,551
Institute of Cognitive & Dec Sciences	34,649	31,280	24,292	46,358	38,291
Institute for Community Arts Studies	0	0	7,949	2,051	0
Institute of Molecular Biology	7,053,759	6,232,594	6,543,118	6,426,568	7,510,518
Institute of Neuroscience	5,616,856	5,972,460	8,497,108	9,173,353	8,967,327
Institute of Theoretical Science	399,179	444,224	544,310	534,267	570,223
Labor Education & Research Center	314,836	111,469	221,620	325,942	615,982
Material Science Institute	381,354	409,227	510,637	568,510	591,018
New Media Center	0	25,734	2,252	0	0
Oregon Center for Optics	75,029	216,635	708,695	1,218,983	1,864,787
Oregon Institute of Marine Biology	626,294	646,614	591,630	303,555	436,687
Oregon Survey Research Laboratory	451,080	268,812	277,571	707,636	510,986
Total Research Institutes	\$19,331,124	\$17,981,168	\$21,889,363	\$22,227,124	\$24,258,031

EXPENDITURES ON RESTRICTED FUNDS FY 98 - FY 02

Organizational Unit	1997-98	1998-99	1999-00	2000-01	2001-02
OTHER UNITS					
Academic Learning Services	\$326,500	\$369,463	\$433,553	\$529,975	\$693,312
Academic Support & Student Services	58,118	112,544	251,089	150,524	130,772
Continuation Center	434,416	446,770	477,823	669,472	1,237,314
Office of Research Services & Admin.	8,504	-2,526	2,716	240	9,577
Office of Human Resources	25,984	42,616	66,444	50,461	0
President	2,127	0	50,500	130,212	159,640
Research and Graduate Studies	0	0	0	56,051	426,095
VP Provost	10,804	617	100,682	90,061	736,960
VP Administration	0	860	0	0	20,781
VP Public Affairs & Development	84,266	16,025	0	0	0
Total Other Units	\$950,719	\$986,369	\$1,382,807	\$1,676,996	\$3,414,451
TOTAL EXPENDITURES	\$53,930,534	\$56,594,784	\$63,690,386	\$66,433,749	\$75,721,625