



*University*  

---

*of Oregon*

**Annual Report  
on Grant and Contract  
Activity**

**FY 2000-2001**

Office of Research Services and Administration  
University of Oregon  
Eugene, OR 97403  
(541) 346-5131

# **ANNUAL REPORT ON GRANT AND CONTRACT ACTIVITY**

**FY 2000-2001**

## **TABLE OF CONTENTS**

<b>Annual Report Overview .....</b>	<b>1</b>
<b>Award Charts.....</b>	<b>3</b>
<b>Proposal Charts .....</b>	<b>7</b>
<b>Expenditure Charts.....</b>	<b>9</b>
<b>Facilities and Administrative Cost Charts .....</b>	<b>12</b>
<b>Award Detail .....</b>	<b>14</b>
<b>Proposal Detail.....</b>	<b>20</b>
<b>Expenditure Detail.....</b>	<b>26</b>

# ANNUAL REPORT HIGHLIGHTS ON GRANT AND CONTRACT ACTIVITY FISCAL YEAR 2000-01

## OVERVIEW

Grants and contracts received by the University of Oregon in FY 2000-01 reached **\$57,778,019**, a 7% decrease from the previous fiscal year total. The decrease can be attributed to several factors: a change in reporting practice and a delay in receiving several large grants and contracts totaling \$8.2M that were expected this year but came in after the fiscal report period ended. Had these awards been received as expected, the overall total would have resulted in an increase of 6% over last year's record level of \$62M.

Federal funds represented 82.3% of total award dollars, with direct federal and sub-federal support totaling \$47,574,390. Direct federal dollars to UO increased by \$1.9M over the prior fiscal year. Funding from the U.S. Department of Health & Human Services (DHHS), both direct and sub-federal flow through funds, increased by \$1M from the prior year and the National Science Foundation's support increased \$1.2M in FY 01. Two-thirds of the total \$3.8M in sub-federal funding received by UO through other prime recipients, such as state and local government, school districts, universities, and private and foreign organizations, originated from the U.S. Department of Education.

Private foundations and corporations provided funds totaling \$2.6M in support of research and sponsored programs. State of Oregon agencies awarded grants and contracts to the UO totaling \$4.4M, including direct state and sub-federal flow through funds.

The College of Arts and Sciences received 57% of all award dollars or \$32.8M. The College of Education received \$15M. Both colleges are comprised of academic departments and research centers and institutes. Other campus research centers and institutes collected \$5.1M in awards for FY 01.

Recognizing that a grant may support a variety of activities, based on the major purposes of the institution—research, instruction and public service, the total for FY 01 funding by primary purpose of the award is as follows:

◆ Research	\$42 million (72.8%)
◆ Instruction	\$4.6 million (8%)
◆ Public Service projects	\$11.1 million (19.2%)

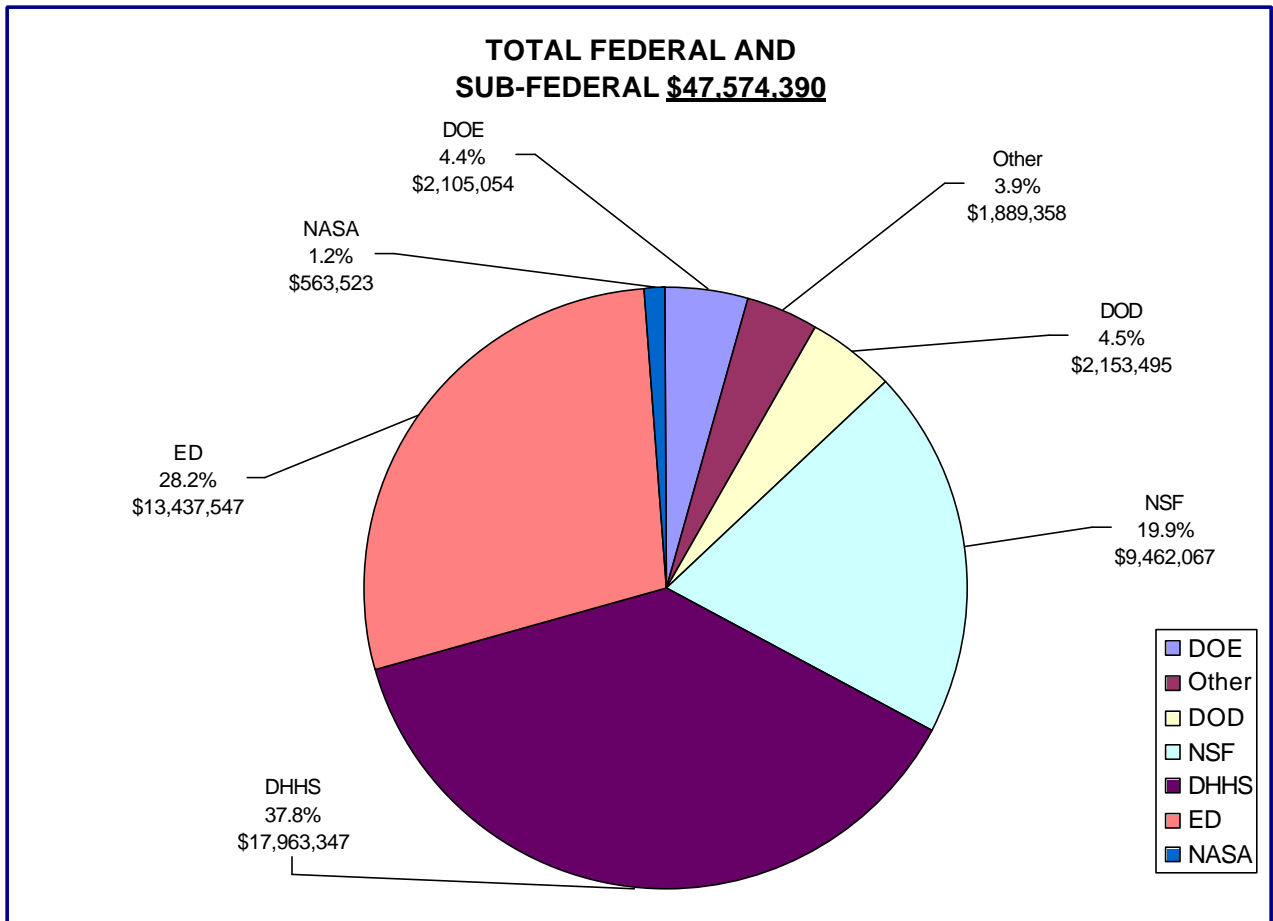
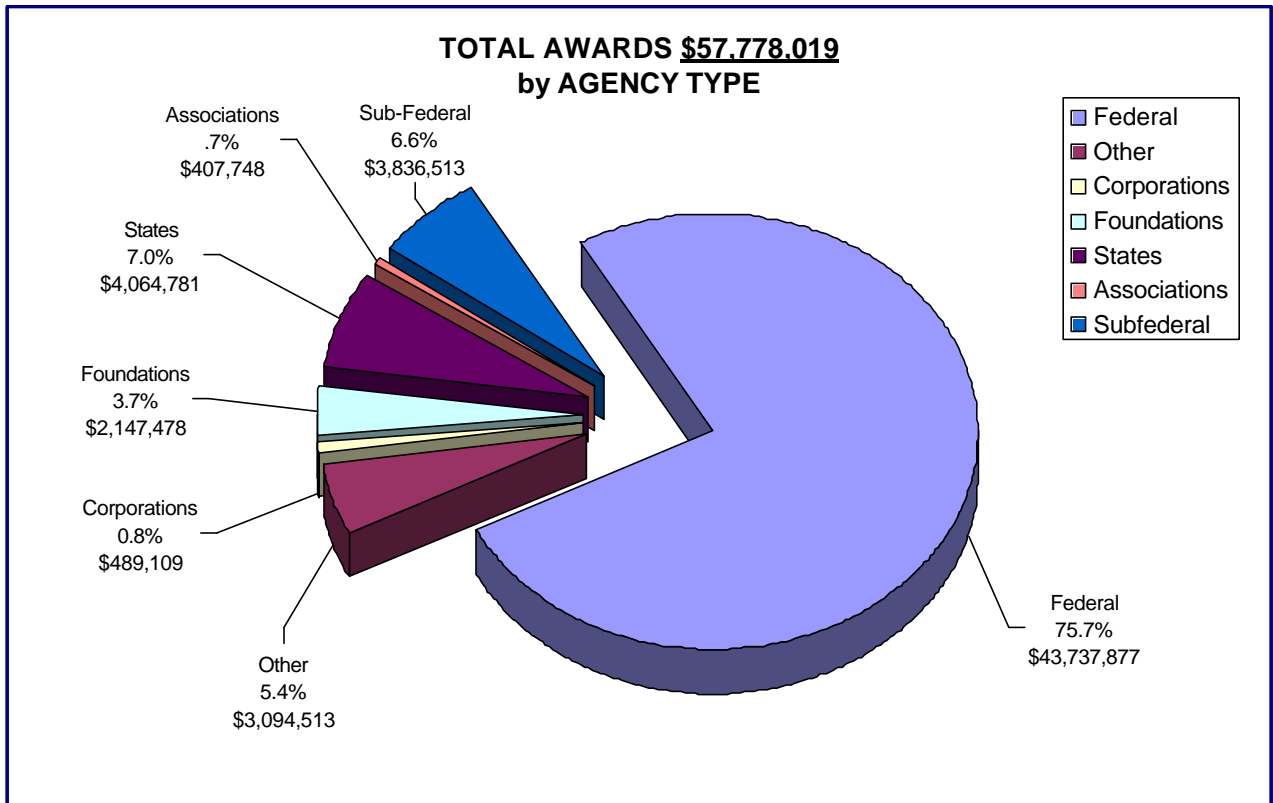
Institutional and individual research training grants for undergraduate and graduate student trainees and postdoctoral fellows totaled \$3.1M in FY 01. Acquisition of specialized equipment was supported by gifts and grants totaling \$2.4 million.

Over 680 proposals were submitted with requests totaling \$90.8M in first-year funding. Over two-thirds of the applications were for new or competitive renewal grants. Federal support was requested in the amount of \$71.6M or 79% of total dollars requested.

Expenditures for the fiscal year 2000-01 totaled a record level \$66.4M, a 4% increase over the prior year. Expenditures are reported on all active grants and contracts and some gift accounts. These active accounts do not necessarily match the awards received for the same fiscal year, since many awards from previous years are on-going and spent over multiple fiscal periods. Research centers and institutes combined for 62% of total expenditures while academic departments and other programs accounted for the remainder. Personnel costs represent almost half of grant and contract expenditures, or \$32.3M last year, with another \$21.7M for services, supplies, equipment and miscellaneous expenditures. Facilities and Administrative (F&A) or indirect costs totaled \$12.4M on grants and contracts in FY 01. Out of the total F&A costs recovered, over half (55%) is returned directly to faculty and departments for additional research support.

Following are charts and tables, along with aggregate totals by department, on proposal, award and expenditure activity for the University of Oregon.

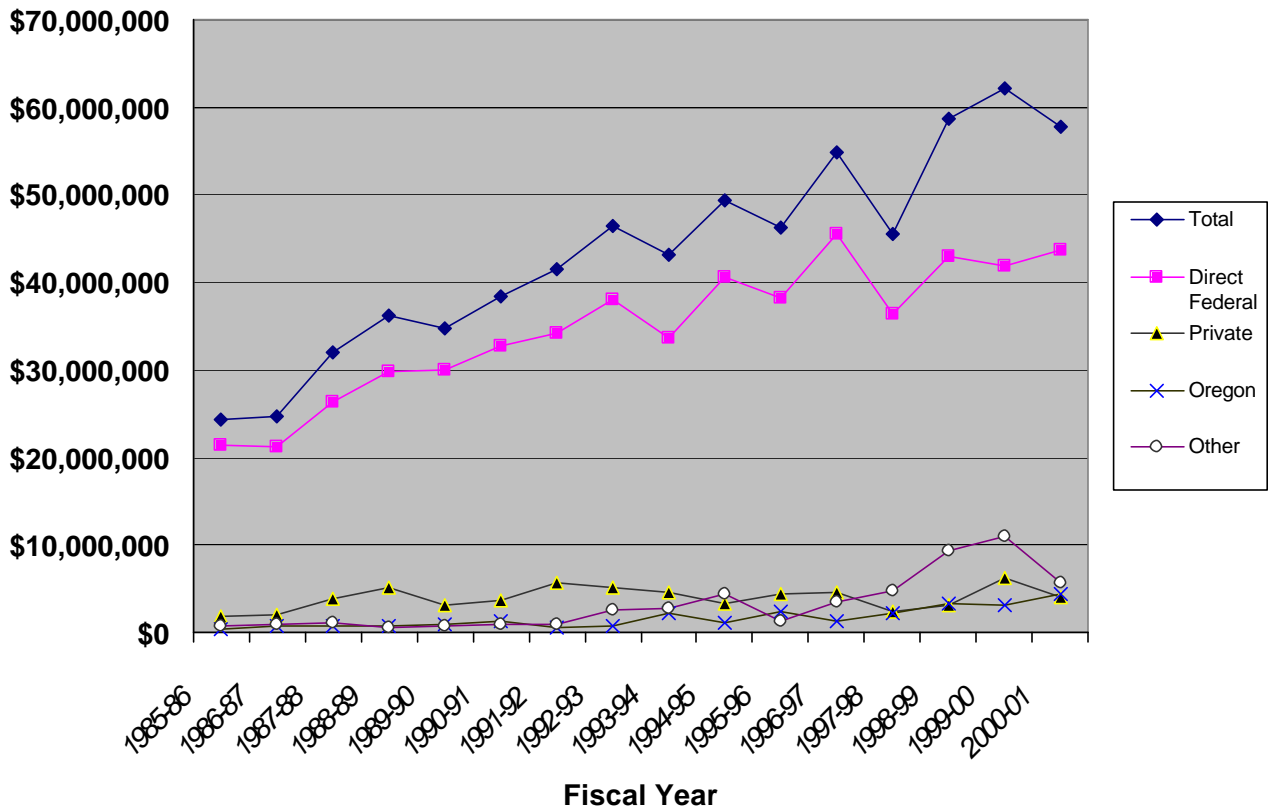
# AWARDS RECEIVED FY 2000-2001



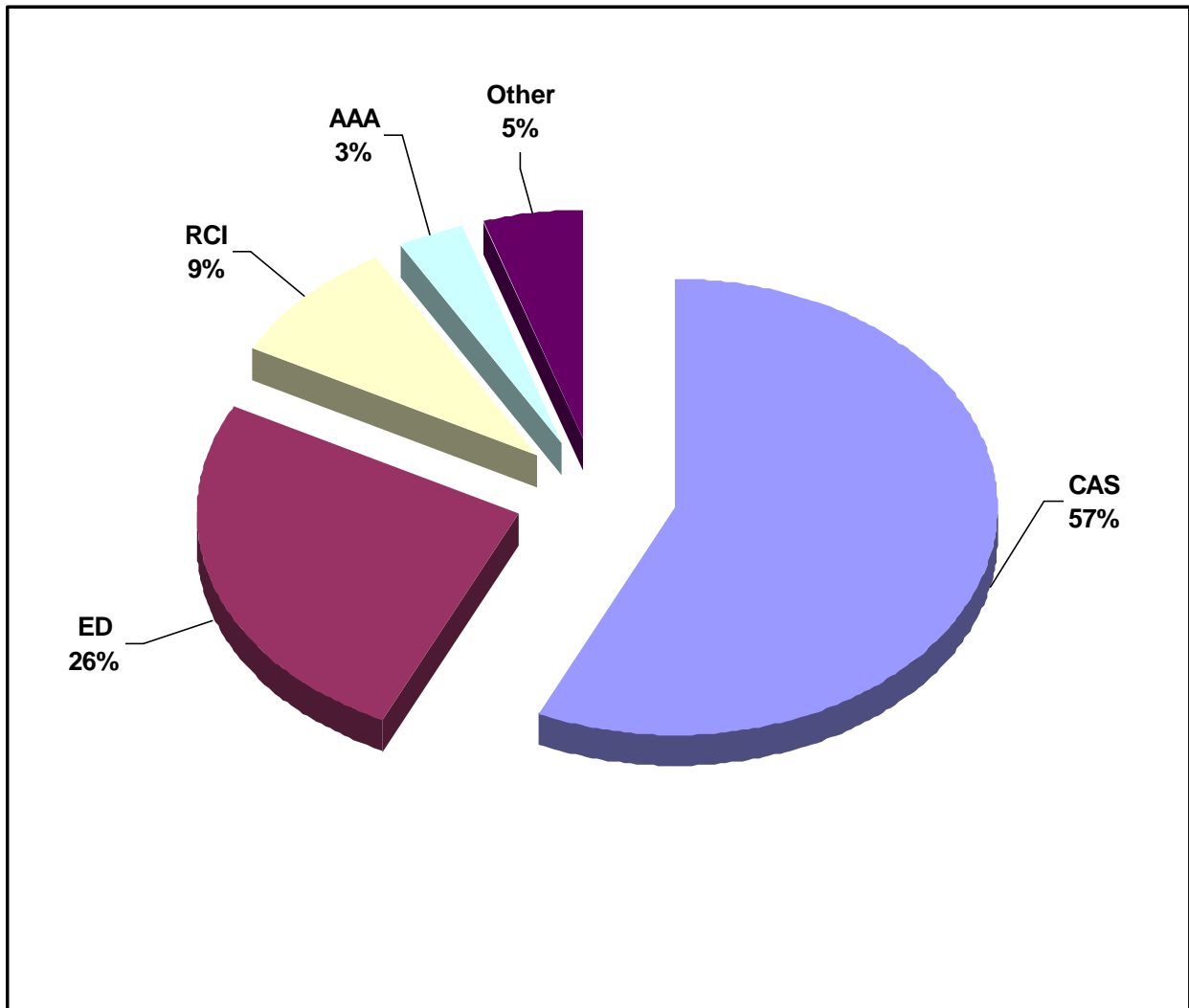
# TOTAL AWARDS RECEIVED A MULTI-YEAR SUMMARY

<u>FY</u>	<u>Total</u>	<u>Direct Federal</u>	<u>Private</u>	<u>Oregon</u>	<u>Other</u>
1985-86	\$24,335,347	\$21,423,814	\$1,843,294	\$353,685	\$714,554
1986-87	24,753,897	21,129,421	2,034,128	728,307	862,041
1987-88	32,001,971	26,404,350	3,795,002	757,347	1,045,272
1988-89	36,144,268	29,725,452	5,159,089	742,407	517,320
1989-90	34,691,675	30,035,647	3,095,893	878,327	681,808
1990-91	38,454,502	32,624,458	3,699,347	1,261,942	868,755
1991-92	41,439,740	34,233,730	5,719,960	552,165	933,885
1992-93	46,439,911	37,935,710	5,103,303	787,673	2,613,225
1993-94	43,084,988	33,600,910	4,487,702	2,232,849	2,763,527
1994-95	49,314,114	40,578,922	3,351,519	1,058,505	4,325,168
1995-96	46,193,068	38,223,508	4,443,654	2,299,892	1,226,014
1996-97	54,762,524	45,463,825	4,562,788	1,191,210	3,544,701
1997-98	45,583,399	36,310,750	2,311,703	2,129,020	4,831,926
1998-99	58,616,598	42,862,943	3,072,935	3,299,591	9,381,129
1999-00	62,146,230	41,866,861	6,206,444	3,175,232	10,897,693
2000-01	57,778,019	43,737,877	3,963,918	4,416,157	5,660,067

Note: Sub-federal flow-through funds included in total for Private, Oregon and Other.



## FY 01 AWARDS BY RECIPIENT UNIT



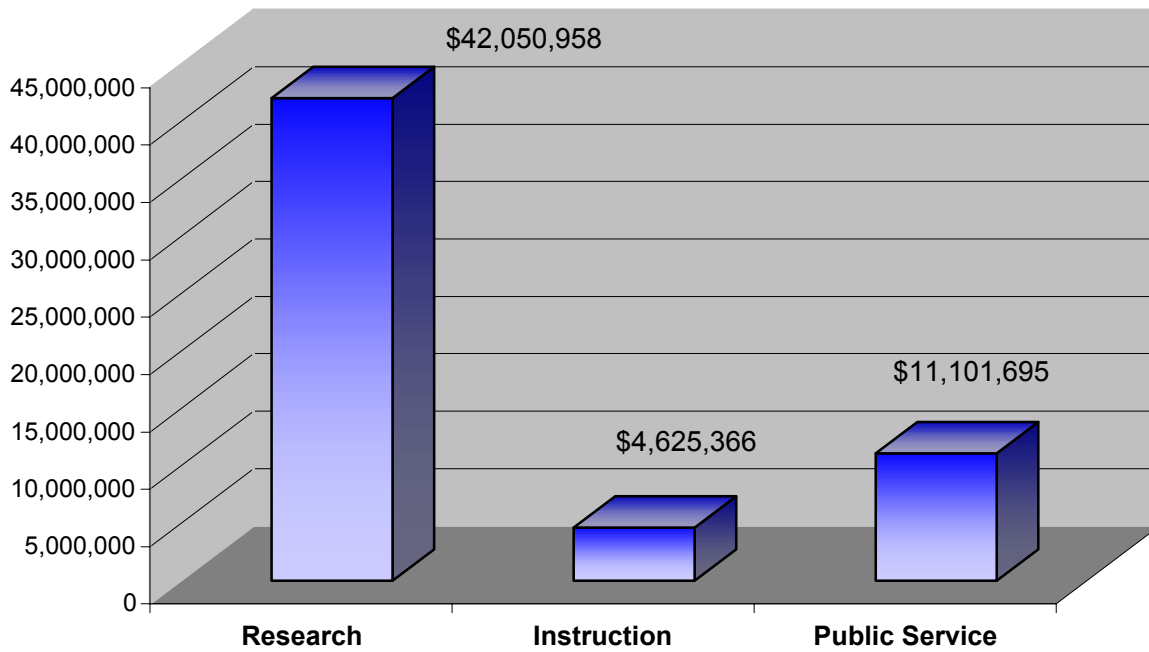

---

College of Arts and Sciences (CAS)	\$32,829,565
College of Education (ED)	15,061,198
Cross-Campus Research Centers and Institutes* (RCI)	5,124,807
School of Architecture and Allied Arts (AAA)	1,941,631
Other Schools, Colleges, Programs	<u>2,820,818</u>
<b>TOTAL FY 01</b>	<b>\$57,778,019</b>

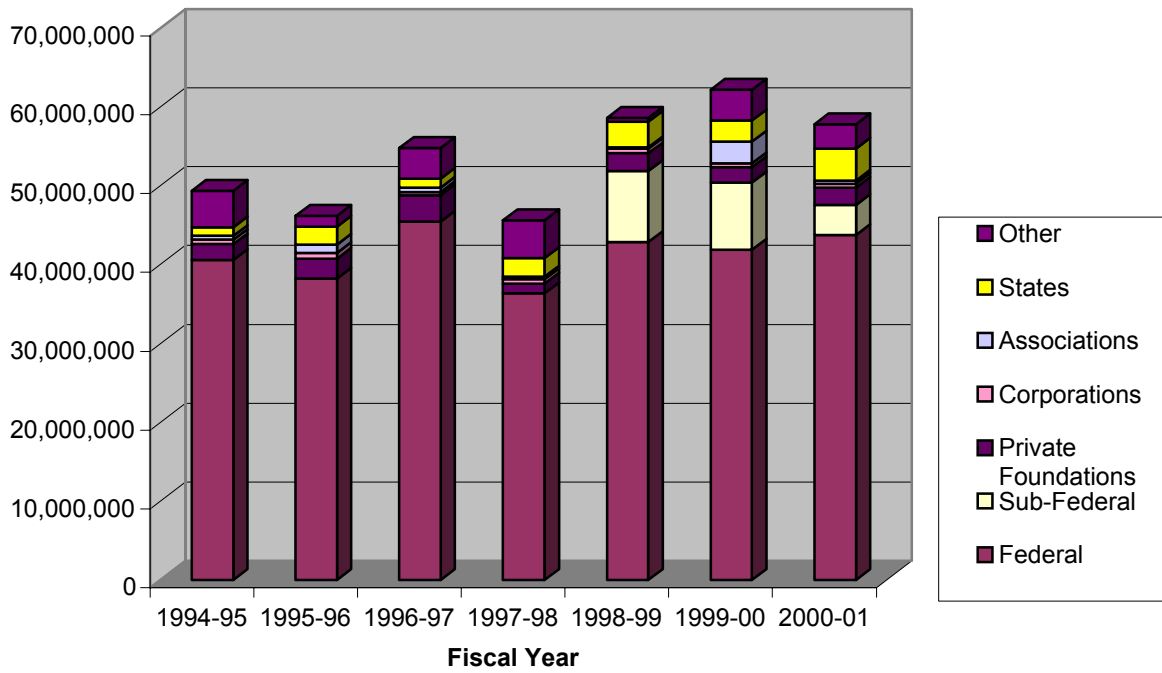
---

\*RCI does not include centers and institutes in CAS, ED or AAA.

## FY 01 AWARDS BY ACTIVITY



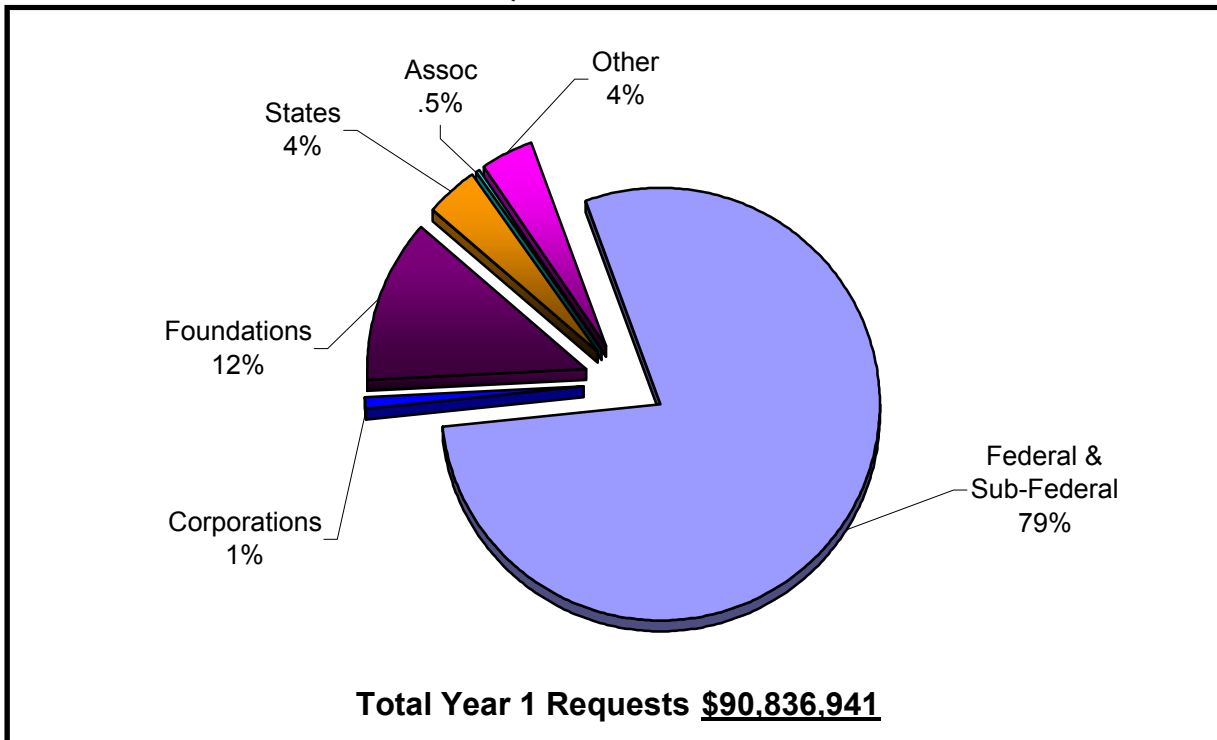
## AWARDS BY SPONSOR TYPE



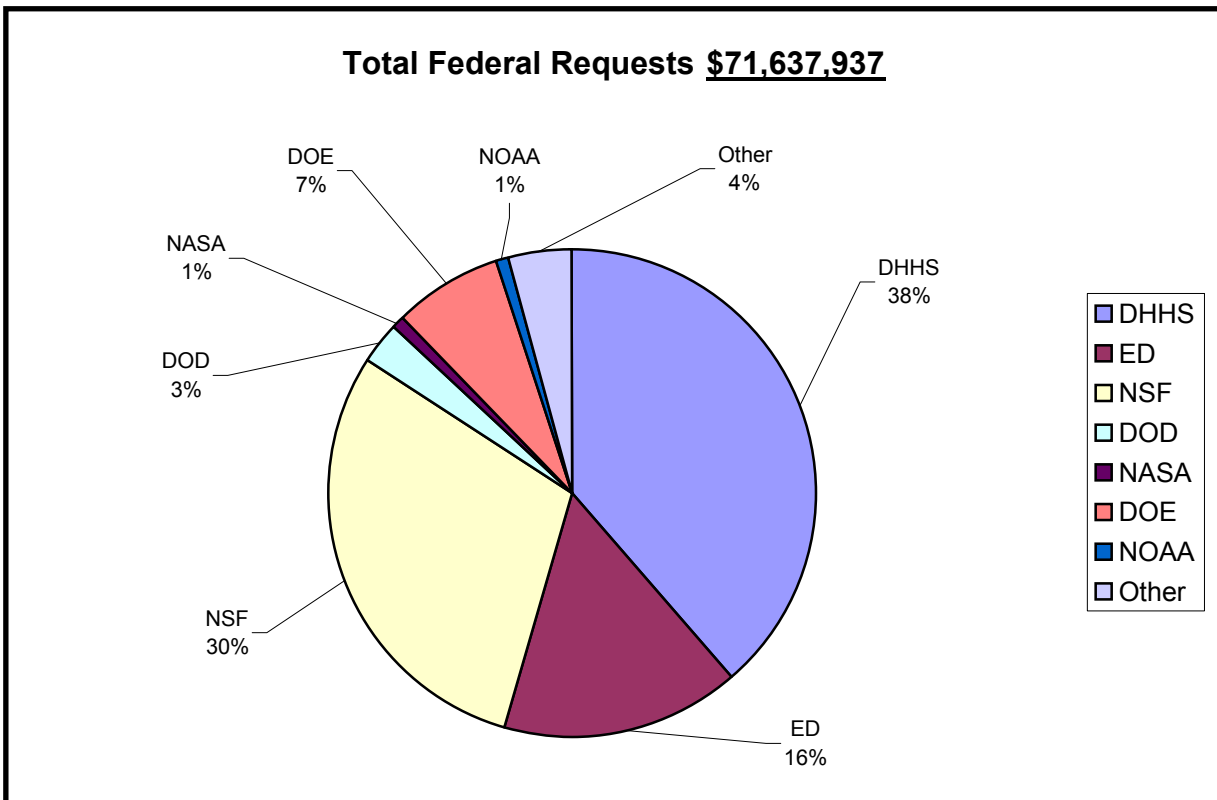


# PROPOSAL SUBMISSIONS FY 2000-01

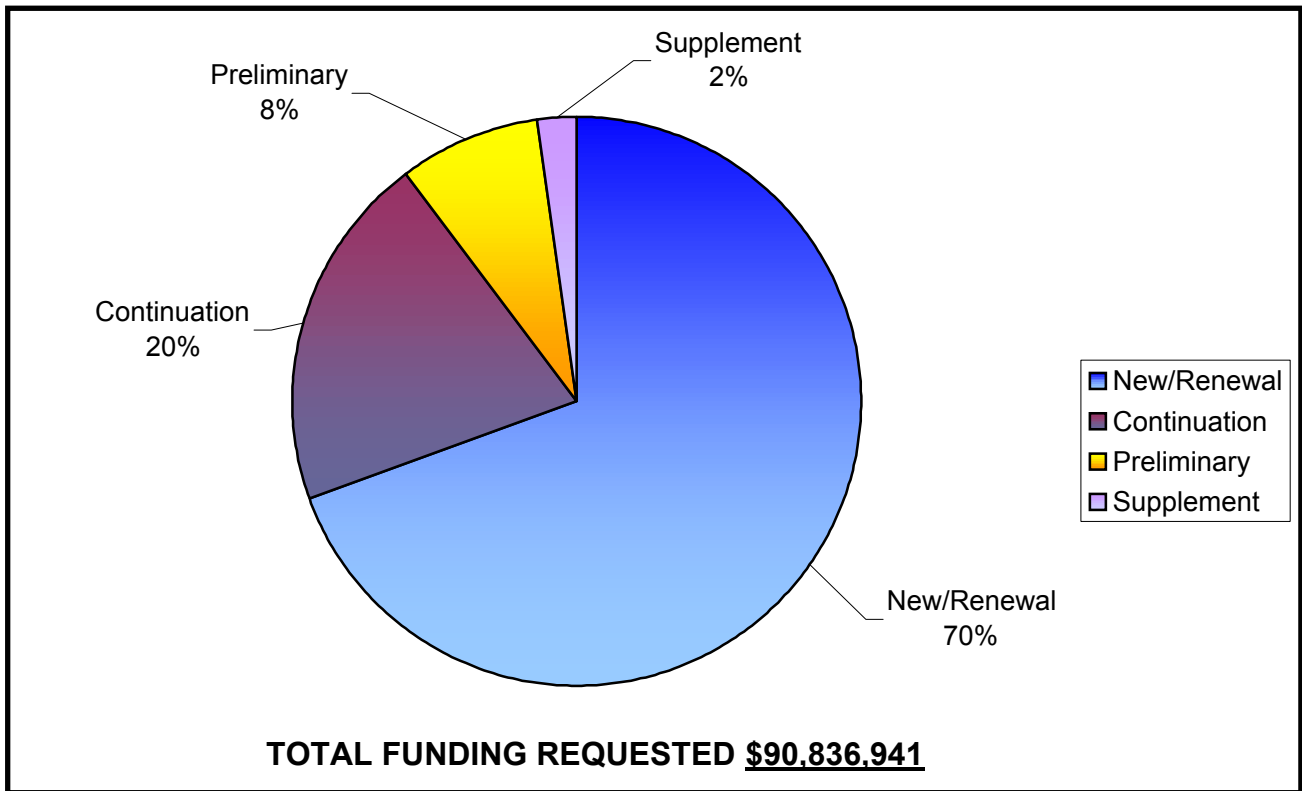
## DOLLARS REQUESTED BY AGENCY TYPE



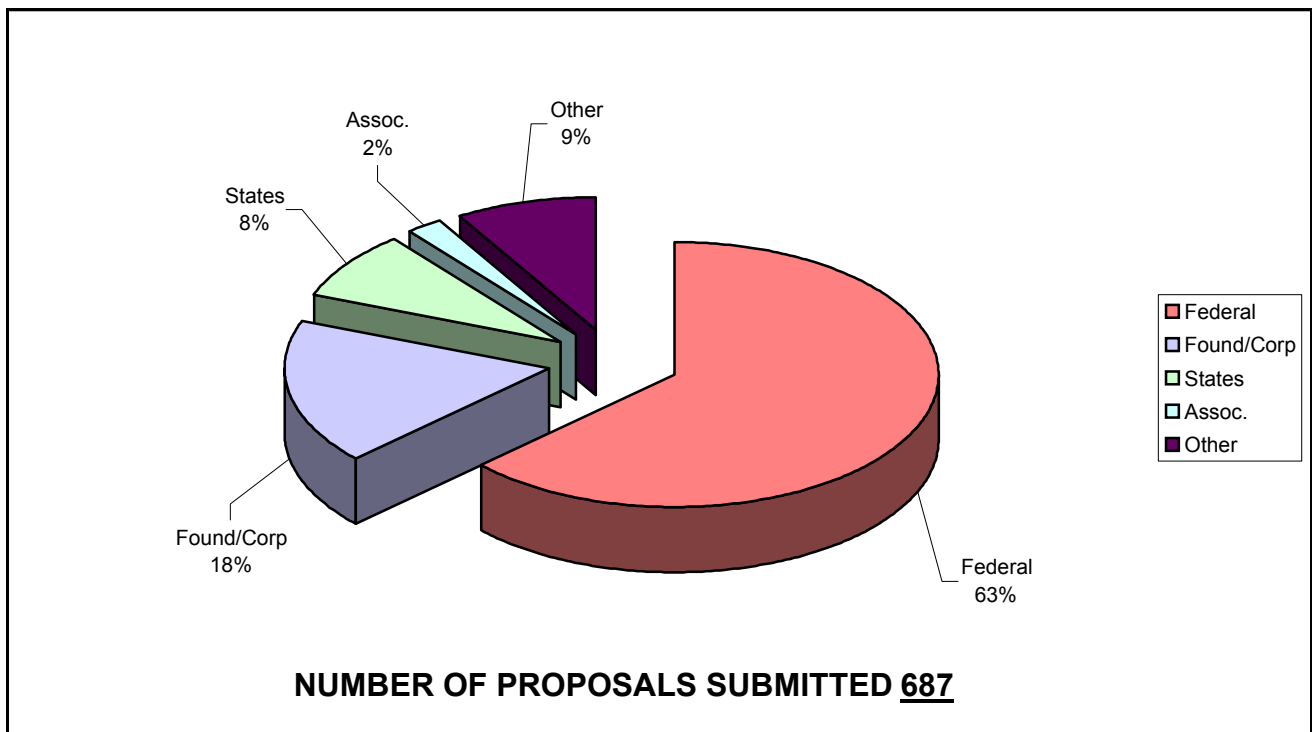
## DOLLARS REQUESTED BY FEDERAL AGENCY



## FY 01 PROPOSAL SUBMISSIONS REQUESTED FUNDING BY APPLICATION TYPE



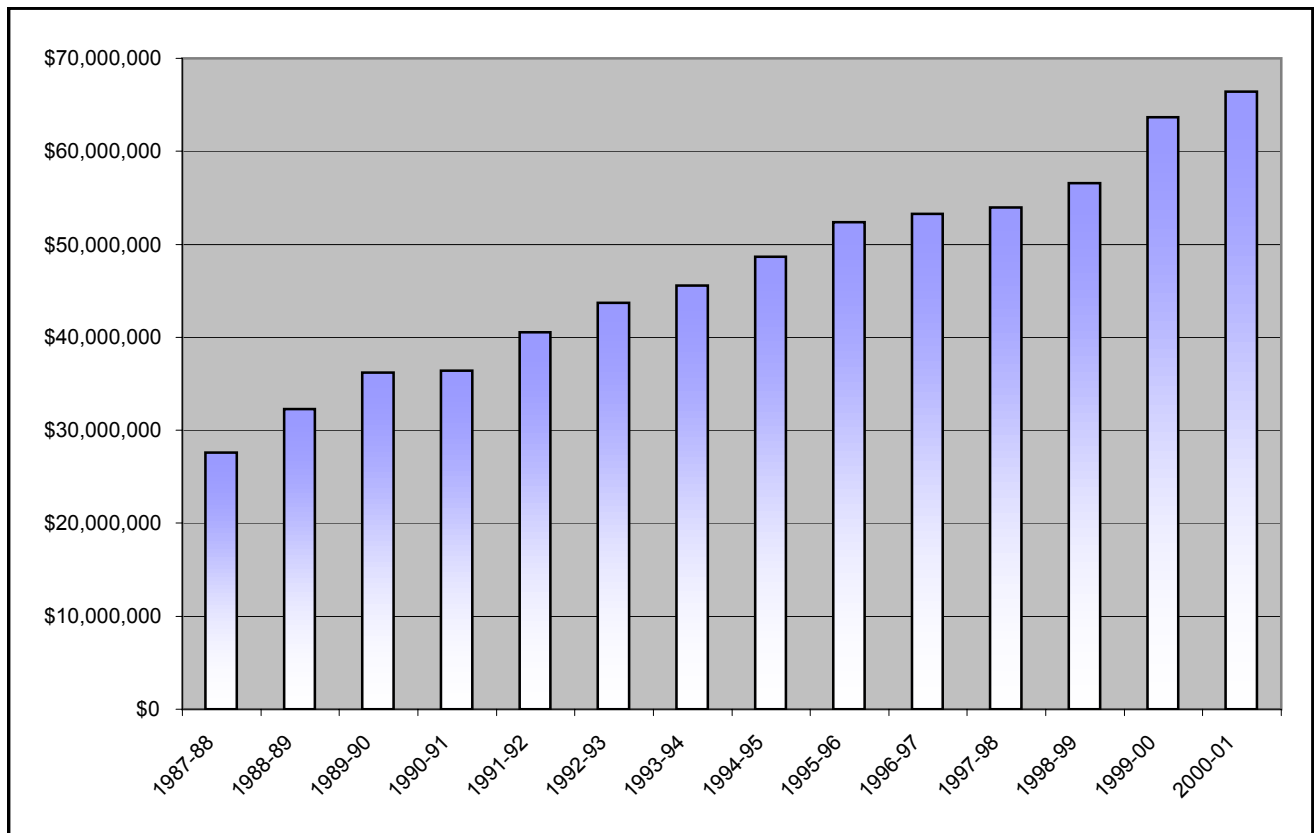
## NUMBER SUBMITTED BY AGENCY TYPE



## EXPENDITURES FY 1996-2001

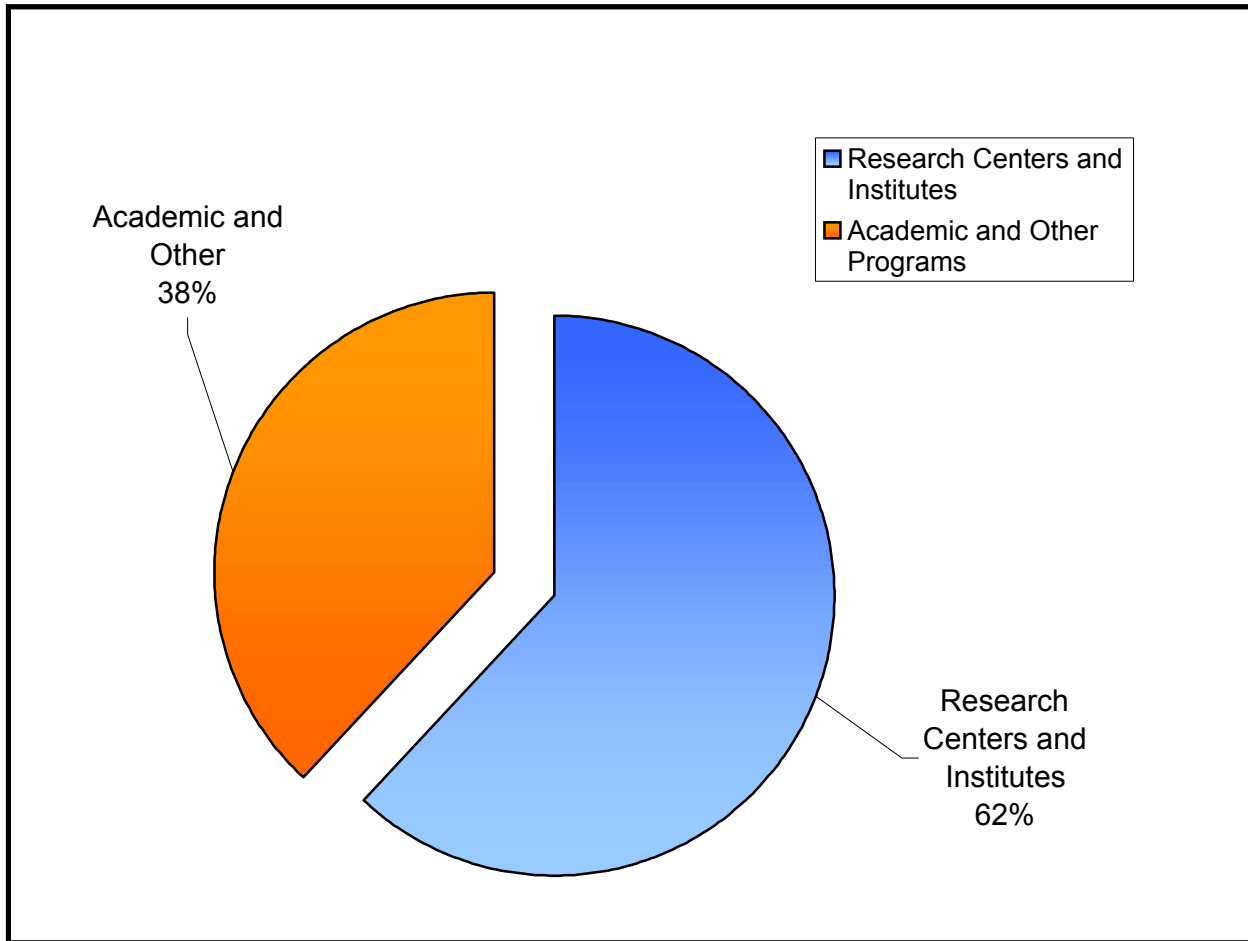
### BY ORGANIZATIONAL UNIT

	1995-96	1996-97	1997-98	1998-99	1999-00	2000-01
School of Architecture & Allied Arts	\$1,155,771	\$1,604,301	\$1,328,138	\$1,529,390	\$1,440,332	\$1,469,646
College of Arts & Sciences	13,603,506	12,295,937	12,438,693	13,602,196	12,582,896	13,308,253
College of Education	16,243,287	17,847,265	17,567,306	19,418,696	21,515,269	21,747,374
School of Law	284,925	267,839	130,181	173,485	556,416	626,545
Museums	565,801	811,831	789,584	650,993	513,725	547,213
Libraries	109,077	97,982	262,756	812,835	2,248,677	2,602,845
Computing Center	322,724	134,794	217,345	357,474	458,121	268,863
Office of International Affairs	668,122	674,449	577,443	728,744	699,762	543,084
Research Centers & Institutes	17,492,174	18,208,827	19,331,124	17,981,168	21,889,363	23,371,549
All Other Units	1,914,609	1,353,470	1,287,968	1,339,801	1,785,825	1,948,375
<b>TOTAL</b>	<b>\$52,359,996</b>	<b>\$53,296,695</b>	<b>\$53,930,538</b>	<b>\$56,594,782</b>	<b>\$63,690,386</b>	<b>\$66,433,747</b>
<i>Increase from prior FY:</i>	7.60%	1.80%	1.18%	4.71%	11.14%	4.13%

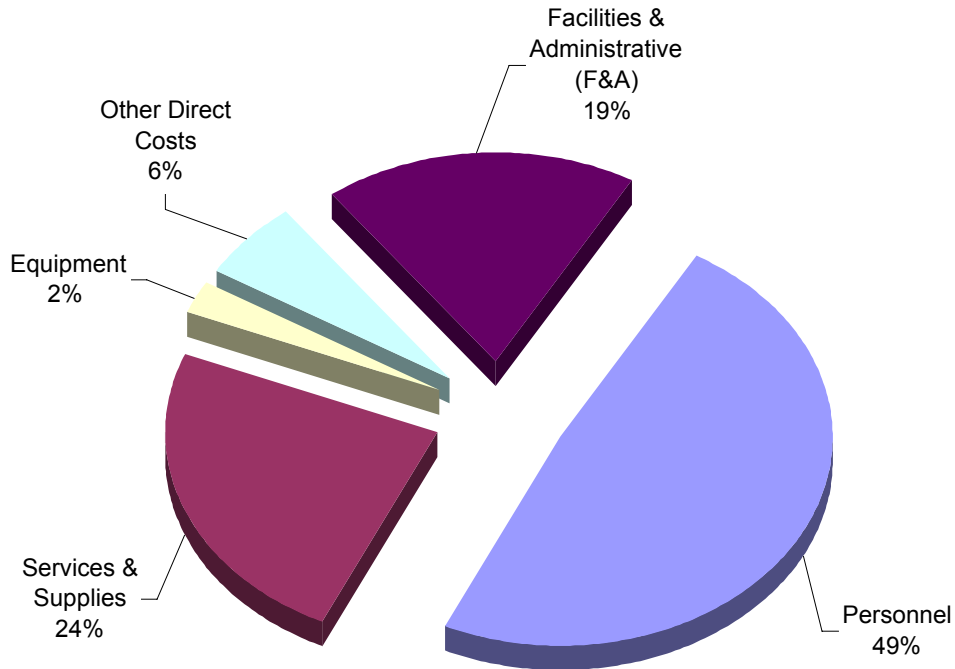


## FY 01 EXPENDITURES BY RECIPIENT GROUP

<b>Research Centers and Institutes</b>		<b>\$41,208,386</b>
Science Research Centers and Institutes	\$21,085,480	
Education Research Centers and Institutes	\$17,309,885	
Other Research Centers and Institutes	\$2,813,021	
<b>Academic Units and Other Programs</b>		<b>\$25,225,361</b>
College of Arts and Sciences	\$13,308,251	
School of Architecture and Allied Arts	\$1,469,646	
College of Education	\$4,437,490	
Other Programs	\$6,009,974	
<b>TOTAL</b>		<b>\$66,433,747</b>



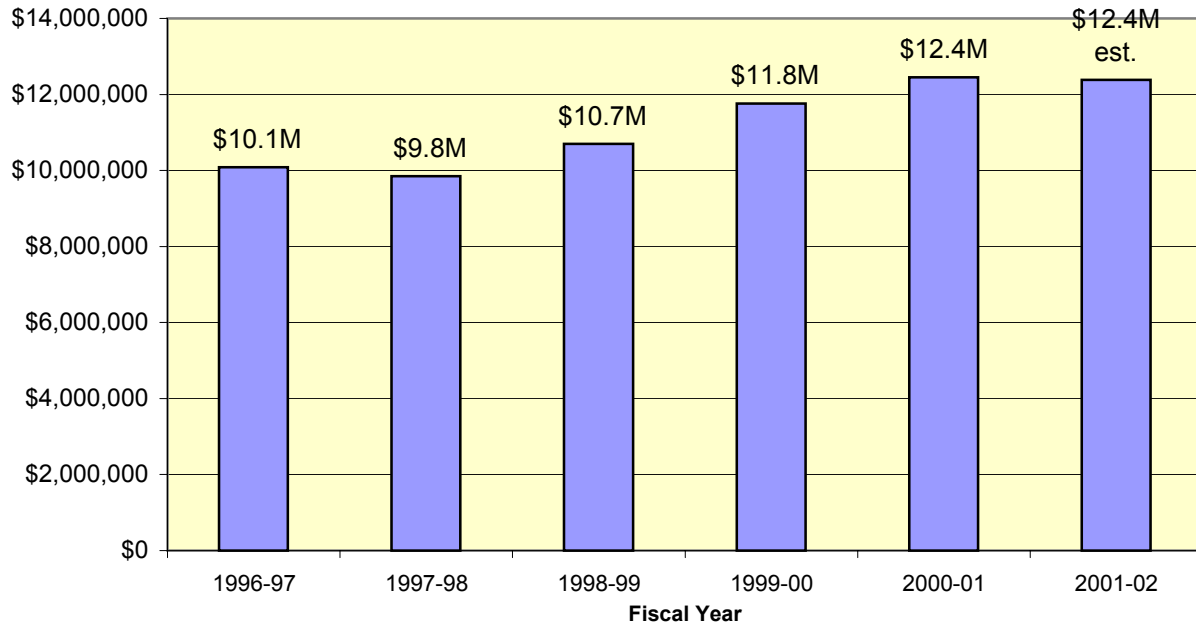
### FY 01 EXPENDITURES BY COST CATEGORY



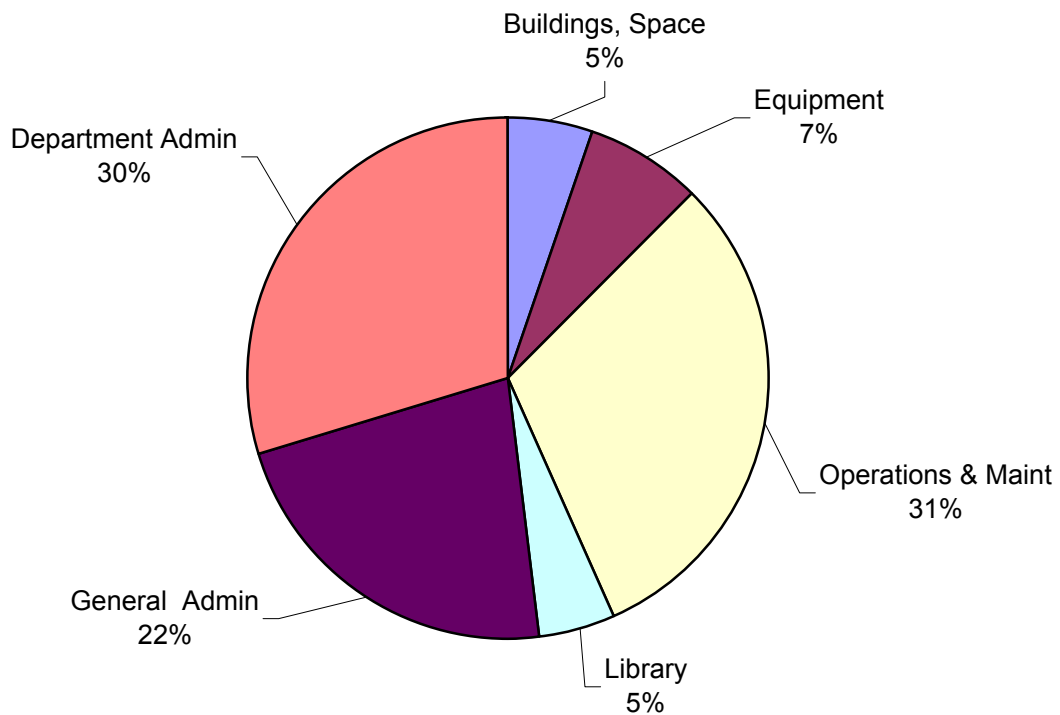
<b>COST CATEGORY</b>	<b>TOTAL EXPENDED</b>
Personnel	\$32,252,587
Services and Supplies	\$16,137,240
Equipment	\$1,581,140
Other Direct Costs	\$4,015,506
Facilities & Administrative	\$12,447,274
<b>TOTAL</b>	<b>\$66,433,747</b>

# FACILITIES AND ADMINISTRATIVE (F&A) COSTS

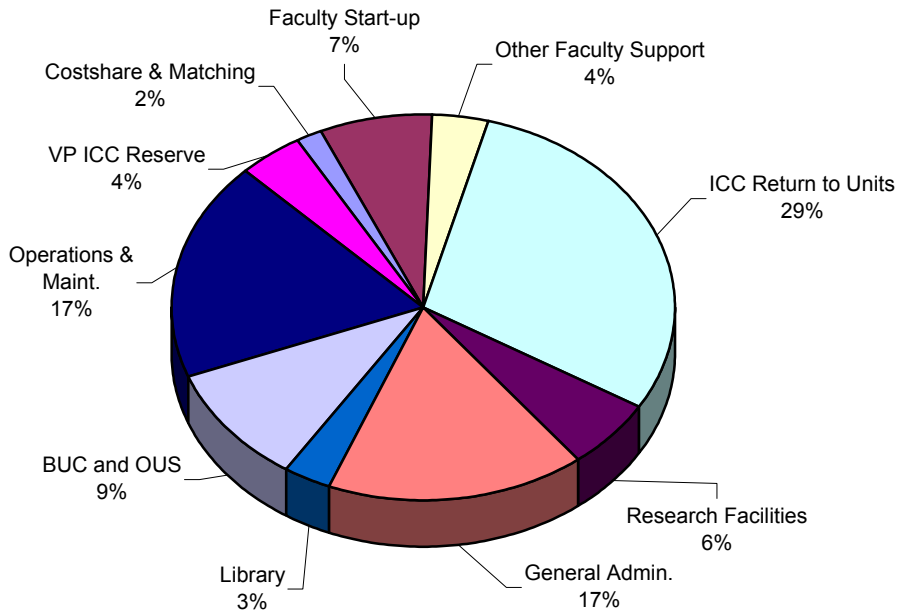
## F&A COSTS RECOVERED AT FY END



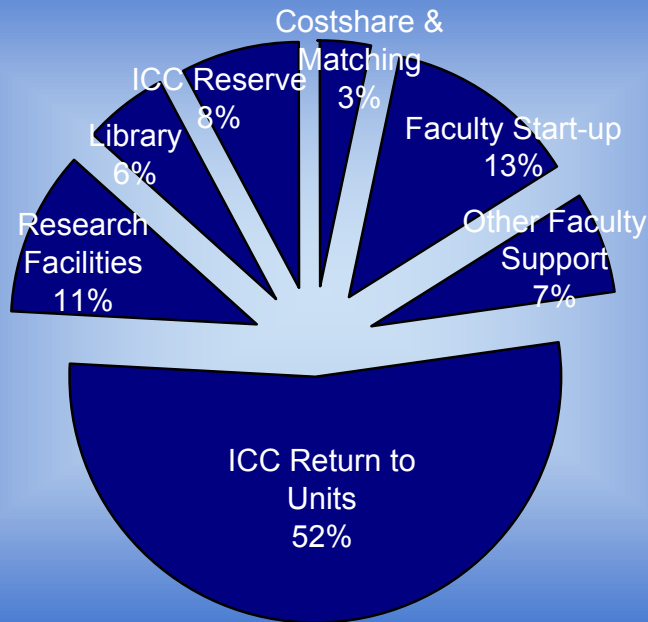
## COST COMPONENTS OF F&A RESEARCH RATE



## F&A FUND ALLOCATIONS FY 2000-01



## DIRECT F&A SUPPORT TO FACULTY



## AWARDS RECEIVED FY 01

<i>Submitting Unit</i>	<i>Project Directors</i>	<i>Number of Awards</i>	<i>Amount of Awards</i>
<b>COLLEGE OF ARTS AND SCIENCES</b>			
Anthropology	7	7	\$61,060
Biology/Ecology and Evolution	10	19	1,176,599
Chemistry	10	12	1,690,924
Computational Science Institute	3	3	361,648
Computer and Information Science	8	12	840,823
Creative Writing	1	1	24,166
Economics	2	5	165,667
Exercise and Movement Science	4	6	139,268
Geography	8	13	477,815
Geological Sciences	8	18	692,825
History	1	1	68,142
Marine Biology, Institute of	6	9	475,618
Materials Science, Institute of	10	29	3,183,920
Mathematics	6	7	409,277
Molecular Biology, Institute of	20	44	7,441,292
Neuroscience, Institute of	18	37	6,360,712
Oregon Center for Optics	6	9	993,819
Physics	10	20	1,133,791
Political Science	4	3	48,400
Psychology	18	28	5,639,682
Sociology	1	1	145,753
Solar Energy Center	1	1	5,000
Theoretical Science, Institute of	9	10	1,293,364
<b>Total College of Arts and Sciences</b>	<b>171</b>	<b>295</b>	<b>\$32,829,565</b>
<b>SCHOOL OF ARCHITECTURE AND ALLIED ARTS</b>			
Art Department	1	1	\$2,000
Arts and Administration	1	2	5,547
Community Service Center	5	9	678,243
Landscape Architecture	4	3	251,900
Housing Innovation, Center for	4	7	270,186
Planning, Public Policy and Management	4	5	733,755
<b>Total School of Architecture and Allied Arts</b>	<b>19</b>	<b>27</b>	<b>\$1,941,631</b>
<b>CHARLES H. LUNDQUIST COLLEGE OF BUSINESS</b>	<b>3</b>	<b>4</b>	<b>\$138,550</b>



## AWARDS RECEIVED FY 01

<i>Submitting Unit</i>	<i>Project Directors</i>	<i>Number of Awards</i>	<i>Amount of Awards</i>
<b>COLLEGE OF EDUCATION</b>			
Applied Behavioral and Communication Sciences, Dept. of	3	3	\$539,031
Career Information Systems (multiple agencies listed as 2x)	2	2	1,566,540
Center for Advanced Technology in Education	5	8	1,830,944
Center on Human Development	12	29	2,896,600
Educational Achievement, Institute for	20	33	4,659,390
Other College of Education Units	3	3	562,973
Educ. Leadership, Technology, and Admin., Dept. of	1	1	197,541
Violence and Destructive Behavior, Institute on	10	23	2,808,179
<b>Total College of Education</b>	<b>56</b>	<b>102</b>	<b>\$15,061,198</b>
<b>SCHOOL OF LAW</b>	<b>4</b>	<b>6</b>	<b>\$525,691</b>
<b>SCHOOL OF MUSIC</b>	<b>2</b>	<b>6</b>	<b>\$86,342</b>
<b>CROSS-CAMPUS RESEARCH CENTERS AND INSTITUTES</b>			
(comprised of faculty from more than one school or college)			
Asian and Pacific Studies, Center for	7	10	\$659,015
Cognitive and Decision Sciences, Institute of	1	1	48,039
Computational Intelligence Research Laboratory	4	3	762,249
Labor Education and Research Center	1	1	1,800,000
Oregon Survey Research Lab	2	26	928,475
Study of Women in Society, Center for	5	6	855,748
Sustainable Environment, Institute for	2	3	71,281
<b>Total Cross-Collegial Research Centers and Institutes</b>	<b>22</b>	<b>50</b>	<b>\$5,124,807</b>
<b>MUSEUMS</b>			
Museum of Anthropology	1	3	326,343
Museum of Art	2	5	216,326
<b>Total Museums</b>	<b>3</b>	<b>8</b>	<b>\$542,669</b>
<b>ADMINISTRATIVE OFFICES</b>			
Continuation Center	4	4	\$54,710
Graduate School	1	1	27,300
International Education and Exchange, Office of	1	1	800
University Computing Center	2	2	525,948
<b>Total Administrative Offices</b>	<b>8</b>	<b>8</b>	<b>\$608,758</b>

## AWARDS RECEIVED FY 01

<i>Submitting Unit</i>	<i>Project Directors</i>	<i>Number of Awards</i>	<i>Amount of Awards</i>
<b>OTHER PROGRAMS</b>			
Academic Learning Services	1	4	\$585,032
Career Center	1	1	13,651
Erb Memorial Union	2	3	64,460
Library	2	2	247,353
Student Life	2	1	8,312
<b>Total Other Programs</b>	<b>8</b>	<b>11</b>	<b>\$918,808</b>
 <b>TOTAL AWARDS FY 2000-01</b>	 <b>296</b>	 <b>517</b>	 <b>\$57,778,019</b>

## AWARDS RECEIVED FY 98 - FY 01

<b>Submitting Unit</b>	<b>1997-98</b>	<b>1998-99</b>	<b>1999-00</b>	<b>2000-01</b>
<b>COLLEGE OF ARTS AND SCIENCES</b>				
Anthropology	\$84,526	\$801,420	\$127,554	\$61,060
Biology/Ecology and Evolution	943,393	1,162,638	761,300	1,176,599
Chemical Physics, Institute of	485,616	0	0	0
Chemistry	1,039,255	963,220	1,687,188	1,690,924
Computational Science Institute	396,404	540,585	296,366	361,648
Computer and Information Science	1,139,953	862,048	1,768,888	840,823
Creative Writing	0	0	0	24,166
Dean, College of Arts and Sciences	0	42,038	0	0
Economics	158,895	136,514	24,931	165,667
English	2,500	27,000	2,500	0
Exercise and Movement Science	52,503	196,498	80,950	139,268
Geography	434,161	428,565	640,336	477,815
Geological Sciences	851,288	1,284,335	1,044,770	692,825
History	24,530	0	90,100	68,142
Linguistics	0	85,000	182,840	0
Marine Biology, Institute of	854,831	289,017	654,106	475,618
Materials Science, Institute of	1,364,774	2,269,780	1,875,295	3,183,920
Mathematics	533,979	300,180	480,615	409,277
Molecular Biology, Institute of	6,451,093	6,432,877	5,923,469	7,441,292
Neuroscience, Institute of	5,141,118	8,918,340	8,150,891	6,360,712
Oregon Center for Optics	174,822	585,534	1,425,149	993,819
Physics	1,959,881	2,183,928	814,395	1,133,791
Political Science	8,067	126,164	38,573	48,400
Psychology	1,226,332	1,438,681	3,058,606	5,639,682
Romance Languages	0	179,985	0	0
Sociology	40,084	41,000	5,000	145,753
Solar Energy Center	0	0	8,000	5,000
Theoretical Science, Institute of	957,745	1,122,125	1,125,441	1,293,364
Yamada Language Center	64,000	0	10,000	0
<b>Total College of Arts and Sciences</b>	<b>\$24,389,750</b>	<b>\$30,417,472</b>	<b>\$30,277,263</b>	<b>\$32,829,565</b>
<b>SCHOOL OF ARCHITECTURE AND ALLIED ARTS</b>				
Architecture	\$45,291	\$80,350	\$187,374	\$0
Arts and Administration	0	10,000	2,000	5,547
Art Department	0	0	0	2,000
Art History	10,000	28,000	0	0
Community Service Center	0	0	399,765	678,243
Fine and Applied Arts	5,000	0	0	0
Historic Preservation	23,325	0	2,000	0
Housing Innovation, Center for	1,285,286	1,095,552	322,853	270,186
Landscape Architecture	0	0	0	251,900
Planning, Public Policy and Management	679,784	961,795	354,995	733,755
<b>Total School of Architecture and Allied Arts</b>	<b>\$2,048,686</b>	<b>\$2,175,697</b>	<b>\$1,268,987</b>	<b>\$1,941,631</b>

## AWARDS RECEIVED FY 98 - FY 01

<b>Submitting Unit</b>	<b>1997-98</b>	<b>1998-99</b>	<b>1999-00</b>	<b>2000-01</b>
<b>CHARLES H. LUNDQUIST COLLEGE OF BUSINESS</b>				
Lundquist Center for Entrepreneurship Management, Dept. of	\$15,000	\$116,657	\$55,692	\$138,550
	0	0	74,861	0
<b>Total Lundquist College of Business</b>	<b>\$15,000</b>	<b>\$116,657</b>	<b>\$130,553</b>	<b>\$138,550</b>
<b>COLLEGE OF EDUCATION</b>				
Applied Behav. & Communic. Sciences	\$460,221	\$630,589	\$1,100,371	\$539,031
Career Information Systems	0	1,091,900	1,250,595	1,566,540
Center for Advanced Technology in Education	209,422	1,037,537	808,119	1,830,944
Center on Human Development	6,465,468	8,206,959	9,614,866	2,896,600
Educational Achievement, Institute for	3,329,444	3,955,568	7,378,809	4,659,390
Educational Leadership, Techn., & Admin.	574,749	639,000	923,430	197,541
Learning and Instructional Leadership	0	480,000	0	0
Other College of Education Units	0	0	0	562,973
Special Educ. & Community Resources	581,633	719,965	290,054	0
Violence and Destructive Behavior, Institute on	1,710,598	1,798,412	2,785,112	2,808,179
<b>Total College of Education</b>	<b>\$13,331,535</b>	<b>\$18,559,930</b>	<b>\$24,151,356</b>	<b>\$15,061,198</b>
<b>SCHOOL OF LAW</b>	<b>\$60,013</b>	<b>\$460,840</b>	<b>\$459,996</b>	<b>\$525,691</b>
<b>SCHOOL OF MUSIC</b>	<b>\$104,162</b>	<b>\$298,675</b>	<b>\$86,875</b>	<b>\$86,342</b>
<b>CROSS-CAMPUS RESEARCH CENTERS AND INSTITUTES</b>				
Asian and Pacific Studies, Center for	\$495,769	\$864,470	\$230,646	\$163,748
CAPS-Other	19,680	10,500	310,268	495,267
Cognitive and Decision Sciences, Institute of	791,826	354,324	361,838	48,039
Computational Intelligence Research Lab	1,022,918	697,608	881,663	762,249
Labor Education and Research Center	229,722	92,390	553,775	1,800,000
Oregon Survey Research Laboratory	537,395	344,435	274,757	928,475
Study of Women in Society, Center for	55,454	503,719	586,512	855,748
Sustainable Environment, Institute for	851,939	1,395,093	233,800	71,281
<b>Total Cross-Campus Research Centers and Institutes</b>	<b>\$4,004,703</b>	<b>\$4,262,539</b>	<b>\$3,433,259</b>	<b>\$5,124,807</b>
<b>MUSEUMS</b>				
Museum of Anthropology	\$584,796	\$407,820	\$503,076	\$326,343
Museum of Art	7,692	47,690	340,625	216,326
Museum of Natural History	0	10,750	12,550	0
<b>Total Museums</b>	<b>\$592,488</b>	<b>\$466,260</b>	<b>\$856,251</b>	<b>\$542,669</b>

## AWARDS RECEIVED FY 98 - FY 01

<b>Submitting Unit</b>	<b>1997-98</b>	<b>1998-99</b>	<b>1999-00</b>	<b>2000-01</b>
<b>ADMINISTRATIVE OFFICES</b>				
Continuation Center	\$62,300	\$1,000	\$120,913	\$54,710
Graduate School	114,421	77,560	85,575	27,300
International Education and Exchange	500	45,267	7,545	800
Provost, Office of	0	0	110,000	0
University Computing Center	247,542	442,008	458,228	525,948
<b>Total Administrative Offices</b>	<b>\$424,763</b>	<b>\$565,835</b>	<b>\$782,261</b>	<b>\$608,758</b>
<b>OTHER PROGRAMS</b>				
Academic Learning Services	\$343,835	\$357,588	\$561,892	\$585,032
Career Center	13,000	27,500	13,650	13,651
Erb Memorial Union	0	0	63,460	64,460
Health Center	0	860	0	0
KWAX	74,910	0	0	0
Library	154,668	670,715	50,000	247,353
New Media Center	25,886	0	2,252	0
Student Life	0	236,030	8,175	8,312
<b>Total Other Programs</b>	<b>\$612,299</b>	<b>\$1,292,693</b>	<b>\$699,429</b>	<b>\$918,808</b>
<b>TOTAL ALL AWARDS RECEIVED</b>	<b>\$45,583,399</b>	<b>\$58,616,598</b>	<b>\$62,146,230</b>	<b>\$57,778,019</b>

## PROPOSALS SUBMITTED FY 01

<i>Submitting Unit</i>	<i>Project Directors</i>	<i>Number of Proposals</i>	<i>First Year Request</i>	<i>Total Request</i>
<b>COLLEGE OF ARTS AND SCIENCES</b>				
Anthropology	11	8	\$157,158	\$280,831
Biology/Ecology and Evolution	12	20	1,790,551	4,700,785
Chemistry	7	14	1,901,032	4,789,628
Classics	1	1	49,000	49,000
Computational Science Institute	4	6	1,709,872	6,929,760
Computer and Information Science	11	19	2,815,683	10,423,123
Creative Writing	1	1	24,166	24,166
Economics	6	4	361,051	617,413
English	1	1	10,000	10,000
Exercise and Movement Science	6	16	772,862	2,062,470
Folklore	1	1	5,000	5,000
Geography	14	15	711,017	1,172,209
Geological Sciences	12	22	903,824	1,792,037
History	1	1	112,087	192,501
Linguistics	3	3	70,492	160,859
Marine Biology, Institute of	8	21	776,184	1,655,838
Materials Science, Institute of	15	36	6,446,870	19,578,838
Mathematics	9	10	325,128	941,379
Molecular Biology, Institute of	25	42	7,677,848	17,918,806
Neuroscience, Institute of	23	46	12,835,554	30,856,461
Oregon Center for Optics	6	9	1,210,851	1,807,394
Physics	10	16	5,788,624	23,382,142
Political Science	3	4	154,042	164,250
Psychology	27	36	5,903,574	16,303,142
Sociology	3	3	221,940	366,615
Theoretical Science, Institute of	8	10	1,325,956	1,819,017
<b>Total College of Arts and Sciences</b>	<b>228</b>	<b>365</b>	<b>\$54,060,366</b>	<b>\$148,003,664</b>
<b>SCHOOL OF ARCHITECTURE AND ALLIED ARTS</b>				
Architecture	3	6	\$142,829	\$180,619
Arts and Administration	1	1	2,000	2,000
Art Department	1	2	5,547	5,547
Community Service Center	5	26	1,272,179	2,162,870
Housing Innovation, Center for	6	16	1,589,192	3,628,268
Landscape Architecture	4	3	251,500	251,500
Planning, Public Policy and Management	6	7	937,391	937,391
<b>Total School of Architecture and Allied Arts</b>	<b>26</b>	<b>61</b>	<b>\$4,200,638</b>	<b>\$7,168,195</b>
<b>CHARLES H. LUNDQUIST COLLEGE OF BUSINESS</b>	<b>5</b>	<b>5</b>	<b>\$162,845</b>	<b>\$162,845</b>

## PROPOSALS SUBMITTED FY 01

<i>Submitting Unit</i>	<i>Project Directors</i>	<i>Number of Proposals</i>	<i>First Year Request</i>	<i>Total Request</i>
<b>COLLEGE OF EDUCATION</b>				
Applied Behav. & Communic. Sciences, Dept.of	3	2	\$492,050	\$1,091,938
Career Information Service	2	3	1,804,770	1,804,770
Center for Advanced Technology in Education	2	9	724,690	1,242,340
Center on Human Development	28	47	5,500,223	12,794,093
Counseling Psychology and Human Services	2	1	11,200	11,200
Family and Human Services	1	1	5,719	5,719
Institute of Educational Achievement	21	30	6,254,034	28,670,818
School Psychology	1	1	10,000	10,000
Special Education	1	1	4,655	4,655
Special Education and Community Resources	5	3	678,188	3,192,117
Teachers Education	1	2	25,044	61,574
Violence and Destructive Behavior, Institute on	10	30	2,291,640	4,123,693
<b>Total College of Education</b>	<b>77</b>	<b>130</b>	<b>\$17,802,213</b>	<b>\$53,012,917</b>
<b>SCHOOL OF JOURNALISM</b>	<b>4</b>	<b>2</b>	<b>\$65,000</b>	<b>\$65,000</b>
<b>SCHOOL OF LAW</b>	<b>5</b>	<b>6</b>	<b>\$437,589</b>	<b>\$620,748</b>
<b>SCHOOL OF MUSIC</b>	<b>5</b>	<b>25</b>	<b>\$3,379,825</b>	<b>\$3,379,825</b>
<b>CROSS-COLLEGIAL RESEARCH CENTERS AND INSTITUTES</b>				
(comprised of faculty from more than one school or college)				
Asian and Pacific Studies, Center for	5	4	\$262,294	\$615,570
CAPS-Applied Japanese Language Studies	2	4	611,520	2,217,168
Computational Intelligence Research Laboratory	3	4	586,487	2,296,307
Institute of Cognitive & Decision Sciences	6	4	428,351	1,005,688
Labor Education and Research Center	1	2	650,005	2,106,194
Oregon Survey Research Lab	2	25	942,112	1,149,734
Study of Women in Society, Center for	10	11	1,093,501	1,603,953
Sustainable Environment, Institute for	4	9	475,854	1,374,627
<b>Total Cross-Collegial Research Centers and Institutes</b>	<b>33</b>	<b>63</b>	<b>\$5,050,124</b>	<b>\$12,369,241</b>
<b>MUSEUMS</b>				
Museum of Anthropology	1	3	\$326,344	\$326,344
Museum of Art	2	7	1,861,183	1,861,183
Museum of Natural History	2	1	10,000	10,000
<b>Total Museums</b>	<b>5</b>	<b>11</b>	<b>\$2,197,527</b>	<b>\$2,197,527</b>

## PROPOSALS SUBMITTED FY 01

<i>Submitting Unit</i>	<i>Project Directors</i>	<i>Number of Proposals</i>	<i>First Year Request</i>	<i>Total Request</i>
<b>ADMINISTRATIVE OFFICES</b>				
Continuation Center	4	3	\$50,760	\$50,760
International Education and Exchange, Office of	1	1	825	825
Presidents Office	1	2	1,020,000	1,020,000
University Computing Center	3	2	863,839	2,008,201
<b>Total Administrative Offices</b>	<b>9</b>	<b>8</b>	<b>\$1,935,424</b>	<b>\$3,079,786</b>
<b>OTHER PROGRAMS</b>				
Career Center	1	1	\$13,650	\$13,650
Erb Memorial Union	3	5	27,250	27,250
Financial Aid	1	1	15,000	15,000
Library	2	2	1,481,178	1,481,178
Student Life	2	2	8,312	8,312
<b>Total Other Programs</b>	<b>9</b>	<b>11</b>	<b>\$1,545,390</b>	<b>\$1,545,390</b>
<b>TOTAL PROPOSALS FY 01</b>	<b>406</b>	<b>687</b>	<b>\$90,836,941</b>	<b>\$231,605,138</b>



## PROPOSALS SUBMITTED FY 98 - FY 01 FIRST-YEAR TOTAL REQUESTS

<b>Submitting Unit</b>	<b>1997-98</b>	<b>1998-99</b>	<b>1999-00</b>	<b>2000-01</b>
<b>COLLEGE OF ARTS AND SCIENCES</b>				
Anthropology	\$150,466	\$744,582	\$215,197	\$157,158
Biology/Ecology and Evolution	1,864,657	1,797,581	1,989,860	1,790,551
Chemistry	2,093,546	1,286,566	2,691,196	1,901,032
Classics	0	0	0	49,000
Comparative Literature	0	4,000	0	0
Computational Science Institute	663,669	5,349,209	2,303,797	1,709,872
Computer and Information Science	1,225,712	1,551,574	3,496,889	2,815,683
Creative Writing	0	0	0	24,166
Economics	294,862	30,000	217,108	361,051
English	83,723	32,800	10,000	10,000
Environmental Studies Program	0	0	10,000	0
Exercise and Movement Science	497,751	589,177	198,577	772,862
Folklore	0	0	0	5,000
Geography	460,682	705,252	648,591	711,017
Geological Sciences	1,017,521	1,203,432	922,792	903,824
History	0	0	167,337	112,087
International Studies	0	5,050	89,770	0
Linguistics	355,079	223,943	109,947	70,492
Marine Biology, Institute of	1,084,514	1,390,808	1,542,274	776,184
Materials Science, Institute of	3,377,444	3,328,397	4,215,943	6,446,870
Mathematics	527,675	530,728	245,256	325,128
Molecular Biology, Institute of	9,991,939	7,342,541	9,634,817	7,677,848
Neuroscience, Institute of	9,237,772	10,995,404	11,236,834	12,835,554
Oregon Center for Optics	1,304,000	1,073,377	441,004	1,210,851
Philosophy	4,000	0	5,000	0
Physics	1,494,464	1,283,770	7,482,478	5,788,624
Political Science	117,651	128,926	105,576	154,042
Psychology	3,888,291	5,908,158	8,611,469	5,903,574
Romance Languages	191,269	4,000	0	0
Russian	39,507	0	0	0
Sociology	150,204	0	5,000	221,940
Theater Arts	0	0	31,000	0
Theoretical Science, Institute of	1,129,859	1,492,105	1,676,669	1,325,956
Yamada Language Center	0	0	5,000	0
<b>Total College of Arts and Sciences</b>	<b>\$41,246,257</b>	<b>\$47,001,380</b>	<b>\$58,309,381</b>	<b>\$54,060,366</b>

## PROPOSALS SUBMITTED FY 98 - FY 01 FIRST-YEAR TOTAL REQUESTS

<b>Submitting Unit</b>	<b>1997-98</b>	<b>1998-99</b>	<b>1999-00</b>	<b>2000-01</b>
<b>SCHOOL OF ARCHITECTURE AND ALLIED ARTS</b>				
Architecture	\$7,012	\$1,182,256	\$178,273	\$142,829
Art & Administration	0	15,000	0	2,000
Art Department	0	0	0	5,547
Community Service Center	0	0	813,694	1,272,179
Fine and Applied Arts	5,000	0	0	0
Historic Preservation	39,900	0	14,000	0
Housing Innovation, Center for	483,000	2,435,263	1,938,102	1,589,192
Landscape Architecture	0	100,000	0	251,500
Planning, Public Policy and Management	625,620	998,115	927,398	937,391
<b>Total School of Architecture &amp; Allied Arts</b>	<b>\$1,160,532</b>	<b>\$4,730,634</b>	<b>\$3,871,467</b>	<b>\$4,200,638</b>
<b>CHARLES H. LUNDQUIST COLLEGE OF BUSINESS</b>				
Dean, Lundquist College of Business	\$292,533	0	0	0
Lundquist Center for Entrepreneurship	253,214	25,000	74,976	152,845
Management, Dept. of	48,322	3,788	24,861	10,000
<b>Total Lundquist College of Business</b>	<b>\$594,069</b>	<b>\$28,788</b>	<b>\$99,837</b>	<b>\$162,845</b>
<b>COLLEGE OF EDUCATION</b>				
Applied Behav. & Communic. Sciences, Dept. of	\$727,520	\$1,974,068	\$1,821,959	\$492,050
Career Information Service	0	1,087,200	1,250,595	1,804,770
Center for Advanced Technol. in Education	823,452	1,101,057	1,276,544	724,690
Center on Human Development	5,477,164	3,809,636	12,604,289	5,500,223
Counseling Psychology and Human Services	0	0	0	11,200
Develop. of Educ. Achievement, Institute for	8,265,242	3,730,963	5,575,570	6,254,034
Educ. Leadership, Tech. & Admin., Dept. of	838,521	634,737	0	0
Family and Human Services	0	0	0	5,719
Learning & Instructional Leadership	0	547,642	0	0
School Psychology	0	0	0	10,000
Special Educ. & Community Resources, Dept. of	584,532	373,345	0	682,843
Teacher Education	0	0	0	25,044
Violence & Destructive Behavior, Institute on	3,144,984	3,602,311	2,568,540	2,291,640
<b>Total College of Education</b>	<b>\$19,861,415</b>	<b>\$16,860,959</b>	<b>\$25,097,497</b>	<b>\$17,802,213</b>
<b>SCHOOL OF JOURNALISM AND COMMUNICATION</b>	<b>0</b>	<b>\$46,480</b>	<b>\$5,000</b>	<b>\$65,000</b>
<b>SCHOOL OF LAW</b>	<b>\$378,570</b>	<b>\$315,793</b>	<b>\$515,316</b>	<b>\$437,589</b>
<b>SCHOOL OF MUSIC</b>	<b>\$215,286</b>	<b>\$324,460</b>	<b>\$328,559</b>	<b>\$3,379,825</b>

## PROPOSALS SUBMITTED FY 98 - FY 01 FIRST-YEAR TOTAL REQUESTS

<b>Submitting Unit</b>	<b>1997-98</b>	<b>1998-99</b>	<b>1999-00</b>	<b>2000-01</b>
<b>CROSS-CAMPUS RESEARCH CENTERS AND INSTITUTES</b>				
Asian and Pacific Studies, Center for	\$655,060	\$387,791	\$935,043	\$262,294
CAPS-Applied Japanese Language Studies	0	167,888	563,668	611,520
Cognitive and Decision Sciences, Institute of	298,209	411,109	656,238	428,351
Computational Intelligence Research Lab.	2,740,241	143,593	388,658	586,487
Labor Education and Research Center	92,390	248,081	535,215	650,005
Oregon Survey Research Laboratory	459,795	268,760	338,232	942,112
Study of Women in Society, Center for	1,535,523	991,923	1,226,322	1,093,501
Sustainable Environment, Institute for	872,024	234,303	271,573	475,854
<b>Total Cross-Campus Research Centers and Institutes</b>	<b>\$6,653,242</b>	<b>\$2,853,448</b>	<b>\$4,914,949</b>	<b>\$5,050,124</b>
<b>MUSEUMS</b>				
Museum of Anthropology	\$571,246	\$407,820	\$483,076	\$326,344
Museum of Art	786,045	5,759,398	2,648,472	1,861,183
Museum of Natural History	10,750	25,750	12,548	10,000
<b>Total Museums</b>	<b>\$1,368,041</b>	<b>\$6,192,968</b>	<b>\$3,144,096</b>	<b>\$2,197,527</b>
<b>ADMINISTRATIVE OFFICES</b>				
Continuation Center	\$51,000	\$22,000	\$284,063	\$50,760
Dean of Students	0	0	1,475	0
Facilities Services	0	0	15,000	0
International Education and Exchange	0	0	1,700	825
President's Office	0	0	0	1,020,000
Provost Office	0	0	110,000	0
University Computing Center	473,250	407,894	53,334	863,839
<b>Total Administrative Offices</b>	<b>\$524,250</b>	<b>\$429,894</b>	<b>\$465,572</b>	<b>\$1,935,424</b>
<b>OTHER PROGRAMS</b>				
Academic Learning Services	\$357,588	\$241,932	0	0
Graduate School	27,082	64,940	0	0
International Affairs	200,000	0	0	0
American English Institute	38,019	0	0	0
Career Center	0	13,000	13,650	13,650
Erb Memorial Union	0	53,460	42,200	27,250
Financial Aid	0	0	0	15,000
Library	715,841	94,959	304,349	1,481,178
New Media Center	74,062	0	7,178	0
Student Life	0	119,744	340,338	8,312
<b>Total Other Programs</b>	<b>\$1,412,592</b>	<b>\$588,035</b>	<b>\$707,715</b>	<b>\$1,545,390</b>
<b>TOTAL YEAR 1 AMOUNT REQUESTED</b>	<b>\$73,414,254</b>	<b>\$79,372,839</b>	<b>\$97,459,389</b>	<b>\$90,836,941</b>

## EXPENDITURES ON RESTRICTED FUNDS FY 98 - FY 01

<b>Academic Unit</b>	<b>1997-98</b>	<b>1998-99</b>	<b>1999-00</b>	<b>2000-01</b>
<b>SCHOOL OF ARCHITECTURE AND ALLIED ARTS</b>				
Office of Dean	\$1,314,428	\$1,195,304	\$1,266,009	\$714,630
Architecture and Interior Architecture	0	1,210	11,120	703
Art History	4,173	28,000	0	0
Arts and Administration	0	0	1,056	610
Fine and Applied Arts	-14,637	-443	1,293	257
Historic Preservation	0	0	0	2,000
Landscape Architecture	14,648	18,766	16,346	15,403
Planning, Public Policy and Management	9,526	286,554	144,508	736,043
<b>Total Architecture and Allied Arts</b>	<b>\$1,328,138</b>	<b>\$1,529,391</b>	<b>\$1,440,332</b>	<b>\$1,469,646</b>
<b>COLLEGE OF ARTS AND SCIENCES</b>				
American English Institute	\$8,026	\$475,000	\$0	\$0
Anthropology	34,845	159,061	346,214	235,467
Arts and Sciences	506	25	-6,035	5,603
Biology	286,342	112,979	66,575	23,959
Biology - Ecology Evolution	1,036,726	1,069,160	1,049,834	1,144,427
Chemistry	2,210,856	2,498,084	2,488,684	3,085,281
Computer & Information Science	969,394	1,302,710	1,056,643	1,108,370
East Asian Languages & Literatures	151,441	123,570	79,922	0
Economics	91,592	137,093	148,559	94,150
English	4,300	25,897	3,443	105
Exercise & Movement Studies	100,975	187,617	97,705	119,500
Geography	633,887	640,164	529,407	742,509
Geological Science	1,240,021	985,864	990,084	894,930
History	31,849	-8,206	98,436	-8,435
Linguistics	67,880	44,655	110,126	81,406
Mathematics	431,649	352,696	475,882	416,600
Peace Studies	0	26,444	65,969	-101
Physics	3,034,519	3,255,481	2,384,420	2,286,806
Political Science	0	61,784	85,308	55,301
Psychology	1,871,449	1,992,680	2,438,731	4,140,783
Romance Languages	103,543	79,551	101,025	0
Sociology	72,543	74,934	-28,393	16,950
Yamada Language Center	56,350	4,954	356	9,068
<b>Total College of Arts and Sciences</b>	<b>\$12,438,693</b>	<b>\$13,602,197</b>	<b>\$12,582,895</b>	<b>\$14,452,679</b>

## EXPENDITURES ON RESTRICTED FUNDS FY 98 - FY 01

<i>Academic Unit</i>	<i>1997-98</i>	<i>1998-99</i>	<i>1999-00</i>	<i>2000-01</i>
<b>COLLEGE OF EDUCATION</b>				
Advanced Technology in Education, Ctr.	\$1,061,538	\$1,339,587	\$1,806,928	\$1,952,994
Applied Behav. & Communication Sciences	141,334	121,929	11,848	0
Center for Human Development	9,501,004	9,520,921	9,531,243	6,700,353
Career Information System - National	941,174	1,002,698	1,125,953	1,004,712
Career Information System - Oregon	785,004	772,389	903,109	665,343
Develop. Educational Achievement, Inst.	4,644,728	5,092,564	5,313,791	5,908,439
Institute on Violence & Destructive Behavior	408,029	1,438,206	2,425,532	2,748,098
Office of Dean	84,495	130,402	319,189	0
Other Programs in COE	0	0	77,675	2,767,435
<b>Total College of Education</b>	<b>\$17,567,306</b>	<b>\$19,418,696</b>	<b>\$21,515,268</b>	<b>\$21,747,374</b>
<b>COMPUTING CENTER</b>	<b>\$217,345</b>	<b>\$357,474</b>	<b>\$458,121</b>	<b>\$268,863</b>
<b>SCHOOL OF LAW</b>	<b>\$130,181</b>	<b>\$173,485</b>	<b>\$556,416</b>	<b>\$626,545</b>
<b>MUSEUMS</b>				
Museum of Anthropology	\$749,718	\$596,416	\$457,233	\$468,838
Museum of Art	11,955	22,986	35,065	41,399
Museum of Natural History	27,911	31,591	21,426	36,976
<b>Total Museums</b>	<b>\$789,584</b>	<b>\$650,993</b>	<b>\$513,724</b>	<b>\$547,213</b>
<b>LIBRARIES</b>	<b>\$262,756</b>	<b>\$812,835</b>	<b>\$2,248,677</b>	<b>\$2,602,845</b>
<b>INTERNATIONAL AFFAIRS</b>	<b>\$577,443</b>	<b>\$728,744</b>	<b>\$699,762</b>	<b>\$543,084</b>
<b>GRADUATE SCHOOL</b>	<b>\$149,347</b>	<b>\$15,434</b>	<b>\$100,560</b>	<b>-\$41,553</b>
<b>CHARLES H. LUNDQUIST COLLEGE OF BUSINESS</b>	<b>\$107,568</b>	<b>\$128,087</b>	<b>\$116,568</b>	<b>\$110,509</b>
<b>SCHOOL OF JOURNALISM AND COMMUNICATION</b>	<b>0</b>	<b>\$1,284</b>	<b>0</b>	<b>0</b>
<b>SCHOOL OF MUSIC</b>	<b>\$80,330.00</b>	<b>\$208,627.00</b>	<b>\$185,893.00</b>	<b>\$202,424.00</b>

# EXPENDITURES ON RESTRICTED FUNDS FY 98 - FY 01

<i>Academic Unit</i>	<i>1997-98</i>	<i>1998-99</i>	<i>1999-00</i>	<i>2000-01</i>
<b>RESEARCH INSTITUTES</b>				
Center for Housing Innovation	\$1,565,691	\$595,435	\$897,063	\$447,825
Ctr Study of Women in Society	167,658	411,278	759,931	743,721
Computational Science Institute	341,533	438,324	547,429	342,808
Chemical Physics Institute	494,162	293,620	105,605	0
Computational Intelligence Research Lab.	1,058,854	917,981	819,732	857,018
Humanities Center	22,139	15,145	0	0
Humanities Center Operations	7,826	-871	4,507	12,535
Institute for a Sustainable Environment	720,225	951,207	825,914	515,994
Institute of Cognitive & Dec Sciences	34,649	31,280	24,292	46,358
Institute for Community Arts Studies	0	0	7,949	2,051
Institute of Molecular Biology	7,053,759	6,232,594	6,543,118	6,426,568
Institute of Neuroscience	5,616,856	5,972,460	8,497,108	9,173,353
Institute of Theoretical Science	399,179	444,224	544,310	534,267
Labor Education & Research Center	314,836	111,469	221,620	325,942
Material Science Institute	381,354	409,227	510,637	568,510
New Media Center	0	25,734	2,252	0
Oregon Center for Optics	75,029	216,635	708,695	1,218,983
Oregon Institute of Marine Biology	626,294	646,614	591,630	303,555
Oregon Survey Research Laboratory	451,080	268,812	277,571	707,636
<b>Total Research Institutes</b>	<b>\$19,331,124</b>	<b>\$17,981,168</b>	<b>\$21,889,363</b>	<b>\$22,227,124</b>
<b>OTHER UNITS</b>				
Academic Learning Services	\$326,500	\$369,463	\$433,553	\$529,975
Academic Support & Student Services	58,118	112,544	251,089	150,524
Continuation Center	434,416	446,770	477,823	669,472
Office of Research Services & Admin.	8,504	-2,526	2,716	240
Office of Human Resources	25,984	42,616	66,444	50,461
President	2,127	0	50,500	130,212
Research and Graduate Studies	0	0	0	56,051
VP Provost	10,804	617	100,682	90,061
VP Administration	0	860	0	0
VP Public Affairs & Development	84,266	16,025	0	0
<b>Total Other Units</b>	<b>\$950,719</b>	<b>\$986,369</b>	<b>\$1,382,807</b>	<b>\$1,676,996</b>
<b>TOTAL EXPENDITURES</b>	<b>\$53,930,534</b>	<b>\$56,594,784</b>	<b>\$63,690,386</b>	<b>\$66,433,749</b>