

Highlights on Grant, Contract, and Award Activity FY 1999-00

Overview

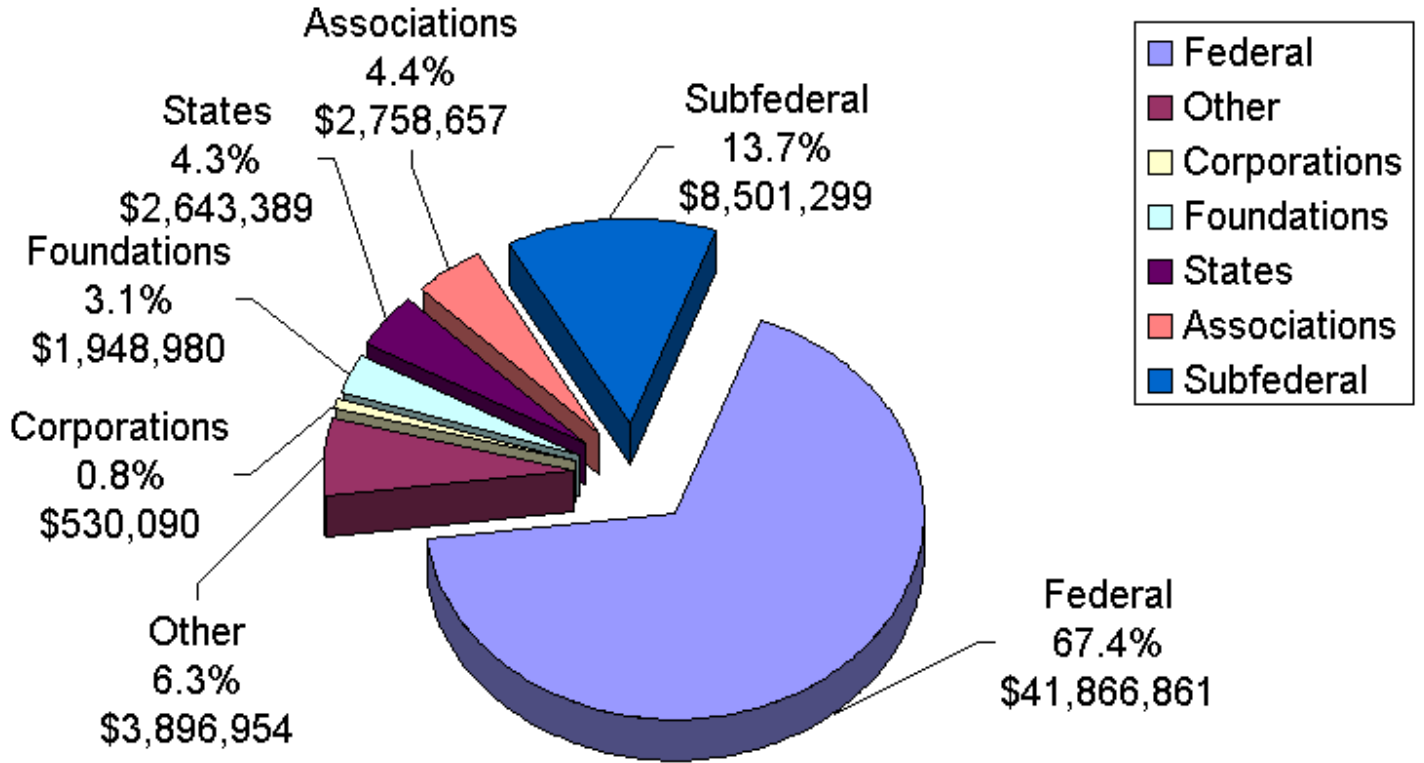
- A total of \$62,146,230 in grants and contracts was awarded to the University of Oregon for the fiscal year ending June 30, 2000 – a 6% increase over FY 1998-99.
- Federal and Sub-Federal support reached \$50.4M or 81% of the total received.
- Private support doubled over the previous fiscal year, to \$6.2M.
- UO College of Education support increased 30% to \$24.2M.
- Acquisition of specialized equipment was supported by gifts and grants totaling \$0.5M.
- Training support for undergraduate and graduate students totaled \$3.7M, including \$2M in the College of Education.
- Proposal submissions showed a 23% increase in first-year requested funding amounts totaling \$97.5M.
- Total expenditures of \$63.7M in FY 99-00 reflect a 12.5% increase over the previous year.
- Payroll expense totaled \$29.5M on grants and contracts in FY 99-00.

A more detailed Annual Report for FY 99-00 will be mailed to departments and administrators later in the term from the UO Office of Research Services and Administration.

Charts

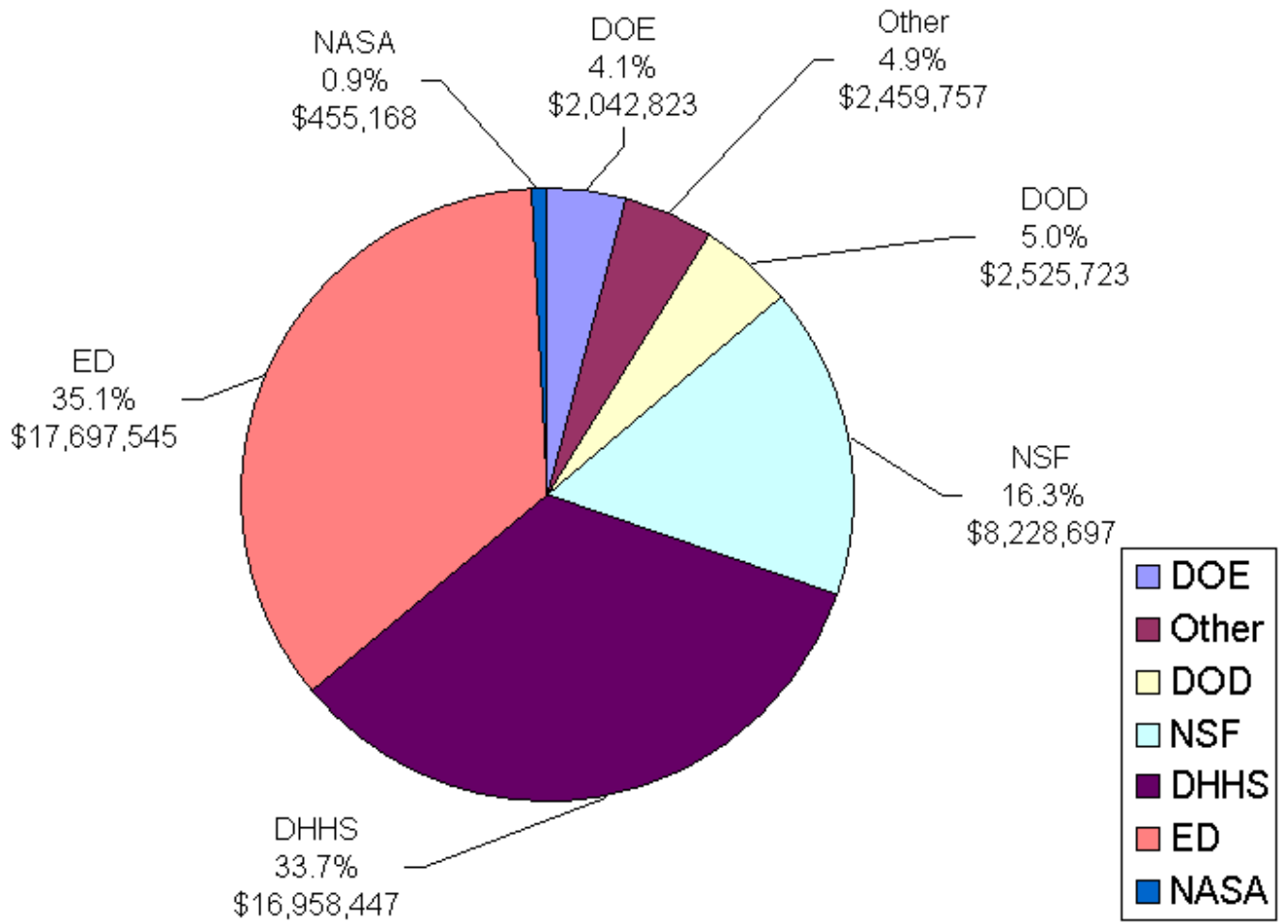
- [Awards by Agency Type](#)
 - [Awards by Federal Agency](#)
 - [Awards by Recipient](#)
 - [Awards by Sponsor Type](#)
 - [Awards by Activity](#)
 - [Multi Year Trend in Awards](#)
 - [Expenditures by Cost Category](#)
 - [Expenditures by Recipient Group](#)
 - [Expenditures by Organizational Unit](#)
 - [Multi Year Expenditure Totals](#)
-

FY 99-00 TOTAL AWARDS \$62,146,230



[Top](#)

FY 99-00 TOTAL FEDERAL AND SUB-FEDERAL \$50,368,160

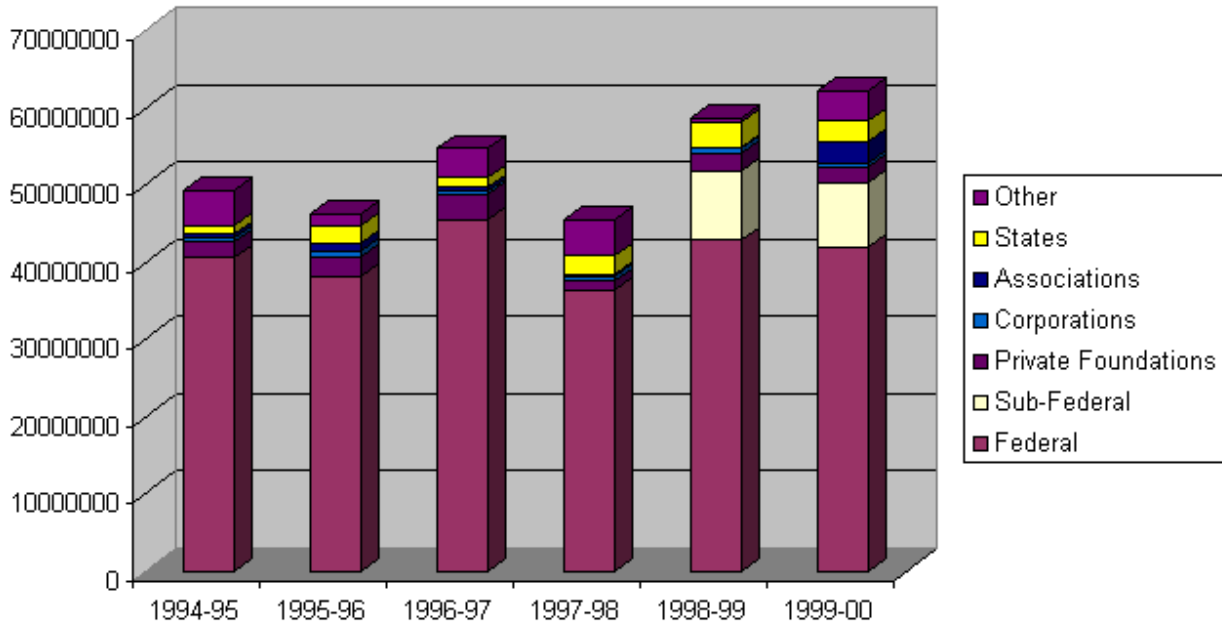


[Top](#)



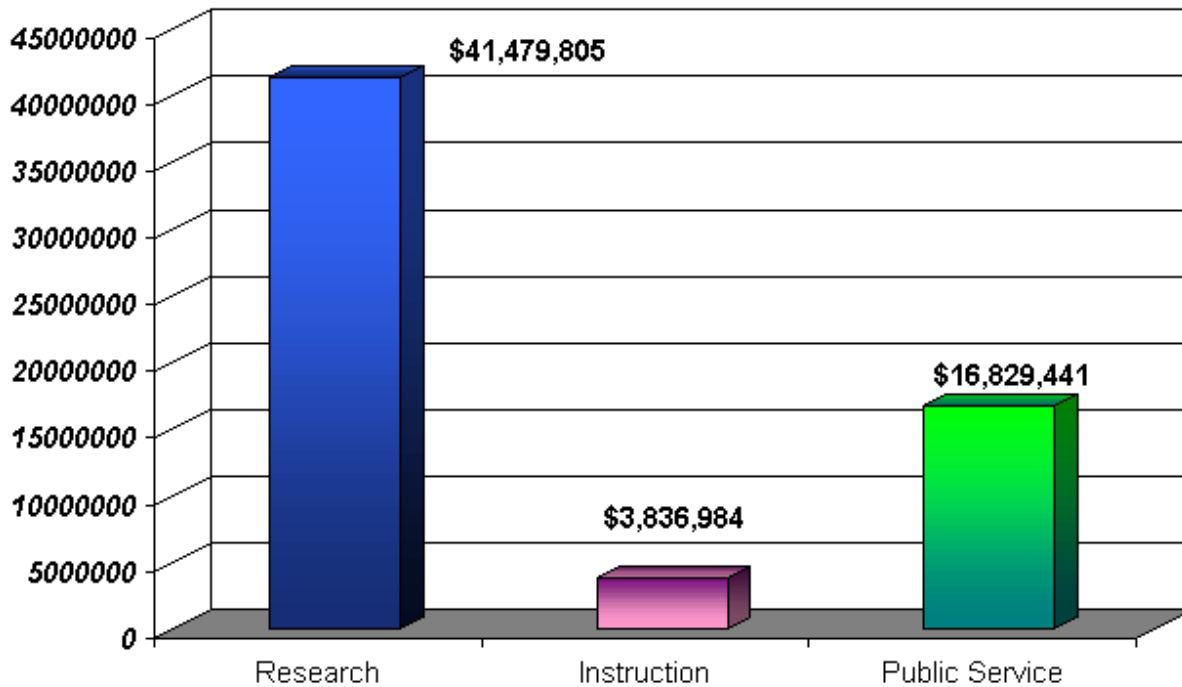
[Top](#)

FY 99-00 AWARDS BY SPONSOR TYPE



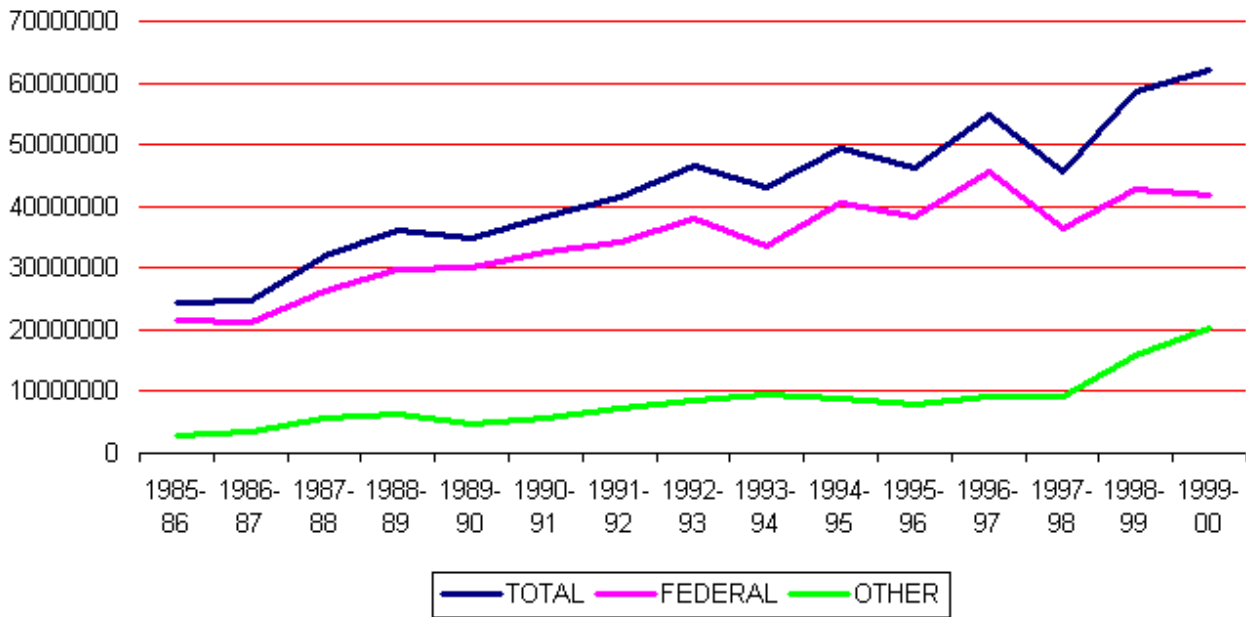
[Top](#)

FY 99-00 AWARDS BY ACTIVITY



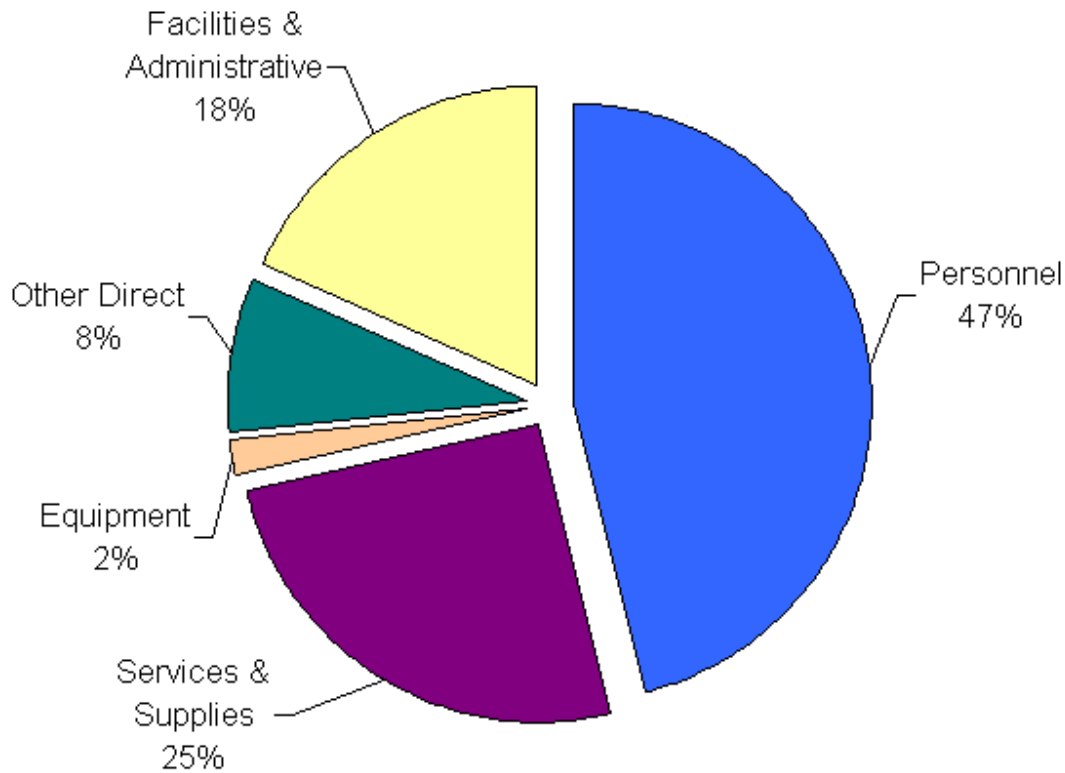
[Top](#)

MULTI-YEAR TREND IN AWARDS

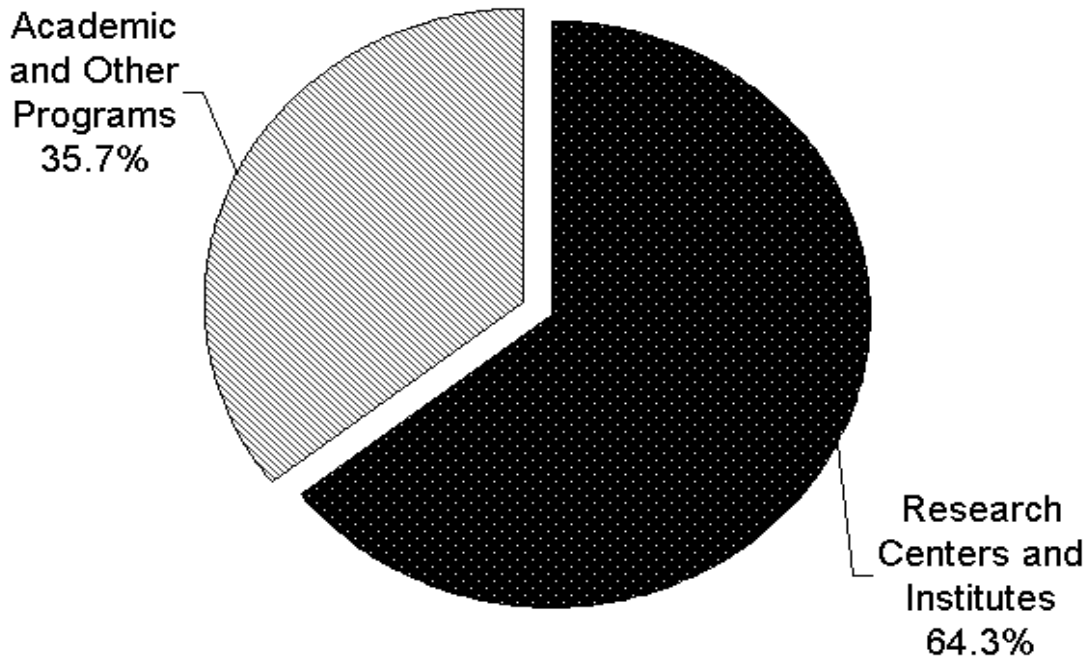


[Top](#)

FY 99-00 EXPENDITURES BY COST CATEGORY



[Top](#)



[Top](#)

Expenditures by Organizational Unit FY 1996-2000

	1995-96	1996-97	1997-98	1998-99	1999-00
School of Architecture & Allied Arts	\$1,155,771	\$1,604,301	\$1,328,138	\$1,529,390	\$1,440,332
College of Arts & Sciences	13,603,506	12,295,937	12,438,693	13,602,196	12,582,896
College of Education	16,243,287	17,847,265	17,567,306	19,418,696	21,515,269
School of Law	284,925	267,839	130,181	173,485	556,416
Museums	565,801	811,831	789,584	650,993	513,725
Libraries	109,077	97,982	262,756	812,835	2,248,677
Computing Center	322,724	134,794	217,345	357,474	458,121
Office of International Affairs	668,122	674,449	577,443	728,744	699,762
Research Institutes	17,492,174	18,208,827	19,331,124	17,981,168	21,889,363
All Other Units	1,914,609	1,353,470	1,287,968	1,339,801	1,785,825
TOTAL	\$52,359,996	\$53,296,695	\$53,930,538	\$56,594,782	\$63,690,386

[Top](#)

