

Bethel Weed & Seed Initiative Year 3 Evaluation

Submitted to:

Bethel Weed and Seed Initiative

Prepared by:

**Community Planning
Workshop**

Community Service Center
1209 University of Oregon
Eugene, OR 97403-1209
<http://darkwing.uoregon.edu/~cpw>

February 2004



Acknowledgements

Community Planning Workshop would like to thank all of the people that assisted with this project, particularly Lorna Flormoe, Bethel Weed and Seed Site Coordinator.

In addition, our thanks go out to Beth Bridges, the Weed and Seed Initiative Steering Committee, program leaders, and all focus group and interview participants.

Finally, we would like to thank the research team for their time and dedication:

Project Manager

Bethany Johnson

Research Team

Naoko Atsusaka

Greg Bowles

David Henington

David Reesor

Project Advisor

Bob Parker, AICP

Executive Summary

Background

In February 2001, the City of Eugene and community members throughout the Bethel neighborhood kicked off the Bethel Weed and Seed Initiative. Weed and Seed is a community-based initiative that is an innovative and comprehensive multi-agency approach to law enforcement, crime prevention and community revitalization. Weed and Seed is a strategy that aims to prevent, control, and reduce violent crime, drug abuse and gang activity in a targeted high-crime area. The strategy combines four basic components: (1) law enforcement; (2) community policing; (3) prevention/intervention/treatment; and (4) neighborhood restoration. The program is managed by the U.S. Department of Justice, Office of Justice Programs, Executive Office for Weed and Seed.

Purpose

One of the key requirements of the Weed and Seed Initiative is an annual evaluation of program activities. In September 2002, Community Planning Workshop (CPW) at the University of Oregon completed an interim evaluation of the Initiative and designed a methodology for conducting yearly evaluations. The first evaluation, a process evaluation, was comprised of a basic description and subjective assessment of the site's history, implementation, central characteristics, competing and complimentary efforts and current operations. Recommendations were made that would lead to more effective program administration or better achieve desired outcomes.

In 2003, the City of Eugene contracted with CPW to conduct the Year Three evaluation of the Initiative. The goal of this evaluation was to implement the entire evaluation methodology, completing both the process and the program impact components of the methodology. The program impact component is a quantitative and qualitative assessment of the impacts the Initiative has had on the community.

In maintaining and evaluating the Initiative on an annual basis, Bethel residents and program administrators are better able to analyze:

- Whether the Weed and Seed Initiative is functioning in the most effective way possible;
- Whether Weed and Seed activities have been implemented as planned;
- Whether Weed and Seed activities are producing the desired immediate effects or not; and

- Where improvements or changes are needed.¹

These annual adjustments and modifications allow for the most up-to-date program design by providing a framework in which to gauge the progress of the Initiative.

Evaluation Methods

The goal of the evaluation is to provide an objective assessment of the delivery of the Initiative's services. CPW used a variety of data collection strategies to obtain information about the organization of the Initiative and how the Initiative is impacting the community. The evaluation methodology consisted of the following activities:

- Focus groups with residents who have and have not participated in Initiative activities, elderly residents, Youth Advisory Committee, SafeHaven Teen Club participants, community organizations, and Trainsong neighborhood residents;
- Stakeholder interviews with Steering Committee members, program leaders, and partner organizations;
- Interviews with business and hotel owners, Latino residents, school counselors;
- Community Household survey;
- We Are Bethel Celebration Survey;
- Interviews with the Initiative Site Coordinator; and
- Review of community demographics and crime data.

Findings

A. General

FA-1—The Initiative is evolving.

FA-2—There is a lack of community awareness about the overall Initiative.

FA-3—There is greater awareness for specific Initiative programs.

FA-4—Community members who are aware of the Initiative generally believe it to be effective.

FA-5—The Safe Haven Teen Club, the We Are Bethel Celebration, and the Bethel Public Safety Station are the most important and most effective activities implemented by the Initiative.

¹ Evaluating a Weed and Seed Strategy. U.S. Department of Justice

B. Organizational

FB-1- Leadership and recruitment are issues.

FB-2 - Commitment is an issue.

FB-3: The administration of the Initiative is time intensive.

FB-4: Local leadership needs to continue to emerge.

FB-5: The subcommittees lack consistent and engaged participation.

FB-6: The Youth Advisory Council is an important resource that could be better integrated into Initiative leadership.

C. Outreach/Citizen Involvement

FC-7: Limited community involvement and participation in the Initiative is a key challenge.

FC-8: Increased marketing and outreach of specific programs within the Initiative may increase citizen participation.

FC-9: Volunteers want to participate at the program level.

D. Partnerships

FD-1: The Initiative has built strong partnerships.

FD-2: Coordination of community resources is a key Initiative strength.

FD-3: Continuing to build partnerships is important.

E. Sustainability

FE-1: Ensuring program sustainability is a priority.

FE-2: Program sustainability strategies vary between programs.

F. Programmatic

FF-1: Enhanced community policing is desired.

FF-2: The Bethel Public Safety Station is a key component to community policing and a success of the Initiative.

FF-3: The Police Department's lack of staff negatively impacts the Initiative.

FF-4: Community members desire more personal interactions with police.

FF-5: Youth services are an important element of the Initiative.

FF-6: The neighborhood restoration component has been too slow to develop.

Recommendations

A. General

- RA-1. Focus limited resources and energies on achievable goals and objectives to be met by end of the grant. Continue to reduce goals and objectives. Strive for eight to ten goals in year 5 that provide a clear focus for the last year of the Initiative. Set priorities for strategic program development, volunteer recruitment, and partnership develop.
- RA-2. Develop local leadership and community mobilization so that strategic Initiative efforts will be sustained.
- RA-3. Continue to concentrate on marketing/creating name recognition of specific programs within the Initiative and not the Initiative itself.

B. Organizational

- RB-1. Continue to strive for a diverse Steering Committee. Although the business and faith-based communities were identified as being underrepresented on the Steering Committee, it is unclear if serving on the Steering Committee would be the best fit for these groups.
- RB-2. Hold a Steering Committee “retreat” to set priorities and goals for Year 5. Provide time for reflection and team building processes. Possible topics to include would be: prioritizing recommendation items and assigning tasks to specific people and or groups; developing strategies to promote local leadership; and establishing priorities for program sustainability.
- RB-3. Hire more staff to assist the Site Coordinator with program tracking, marketing, fundraising, pilot volunteer management system development, and other day-to-day operations.
- RB-4. Update the output tracking system to reflect Initiative evolution that will help with grant writing, program management, and administrative functions.
- RB-5. Explore ways to help the subcommittee function to their maximum potential. The subcommittees need to develop a vision and mission for their group. A workplan with measurable outcomes for both the short and long term should be developed to increase committee effectiveness.
- RB-6. Develop a stronger link between the Youth Advisory Council and the Steering Committee. Strive for a consistent presence of the Youth Advisory Council on the Steering Committee.

C. Outreach/Citizen Involvement

- RC-1. Instead of creating an Initiative-wide volunteer pool, work with specific programs to create a volunteer recruitment, training and maintenance strategy. The Site Coordinator and staff should work with selected program managers to pilot a volunteer management program for specific programs.
- RC-2. Continue outreach efforts to local residents and community partners to participate in Initiative programs and help secure their sustainability.
- RC-3. Develop a targeted outreach strategy to Latino residents, new comers and youth in order to better tailor selected Weed and Seed programs.

D. Partnerships

- RD-1. Continue to build community partnerships around specific programs highlighting the We Are Bethel Celebration, Safe Haven Teen Club, and Bethel Public Safety Station.
- RD-2. Develop a business collaboration strategy. Identify key programs and activities that the business community can become involved with. Provide specific details about what is expected of them and how their involvement will benefit their business.
- RD-3. Continue to work as an intermediate function between neighborhood organizations and City of Eugene to facilitate dialogue and partnering.
- RD-4. Dedicate more of the Site Coordinator's and staff time to developing partnerships.

E. Sustainability

- RE-1. Continue to streamline the numerous goals and peripheral involvements of Weed and Seed to focus and build on a few successful programs. Focus energy on the Bethel Public Safety Station, Safe Haven Teen Club, and the We Are Bethel Celebration.
- RE-2. Building off of the sustainability questionnaire and workshop, work with Program Leaders to develop and implement sustainability strategies.
- RE-3. Coordinate City of Eugene, Bethel School District and other community stakeholders in the promotion of program sustainability. CPW recommends building from the programmatic sustainability discussions to develop a list of key stakeholders/partners at the program level. This list can be refined by identifying potential roles of each stakeholder in sustainability and then develop outreach strategies to engage each group.

RE-4. Explore ideas for collaboration among the remaining programs after the Initiative ends.

F. Programmatic

- RF-1. Focus resources on the Bethel Public Safety Station, the Safe Haven Teen Club, and the We Are Bethel Celebration.
- RF-2. Negotiate what Weed and Seed needs from Eugene Police Department with what they can provide to the Initiative.
- RF-3. Continue to promote opportunities for EPD staff to positively engage with community members.
- RF-4. Continue to support youth programming that provides non-school hours activities and programs with emphasis on high-risk youth.
- RF-5. Build on the success of youth programming to promote more family involvement – partner activities for parents at the same time or along with current youth activities.
- RF-6. Continue to work with neighborhood organizations to maximize their effectiveness.
- RF-7. Focus more time and resources on the neighborhood restoration component. Implement Home Ownership/Rehab program and Pedestrian Safety in the Trainsong neighborhood.

Table of Contents

EXECUTIVE SUMMARY	I
BACKGROUND.....	I
PURPOSE.....	I
EVALUATION METHODS.....	II
FINDINGS.....	II
RECOMMENDATIONS.....	IV
TABLE OF CONTENTS	VII
CHAPTER 1 INTRODUCTION	1
BACKGROUND.....	1
EVALUATION METHODS.....	3
ORGANIZATION.....	3
CHAPTER 2 COMMUNITY PROFILE	7
HISTORY OF THE BETHEL AREA.....	7
LOCATION.....	7
DEMOGRAPHIC DATA.....	9
PROFILE OF CRIMINAL ACTIVITY.....	12
CHAPTER 3 INITIATIVE DESCRIPTION	21
GOALS AND OBJECTIVES.....	22
INITIATIVE ORGANIZATION AND MANAGEMENT.....	25
INITIATIVE PROGRAMS/ACTIVITIES.....	29
CHAPTER 4 PERCEPTIONS OF THE COMMUNITY	55
METHODOLOGY.....	55
PERCEPTION OF THE BETHEL COMMUNITY.....	56
CHAPTER 5 INITIATIVE PROGRESS	65
CHAPTER 6 FINDINGS AND RECOMMENDATIONS	73
FINDINGS.....	73
RECOMMENDATIONS.....	84
APPENDIX A COMMUNITY HOUSEHOLD SURVEY SUMMARY	89
METHODOLOGY.....	89
LIMITATIONS.....	89
SURVEY RESULTS.....	90
APPENDIX B WE ARE BETHEL CELEBRATION	103

SURVEY SUMMARY	103
METHODOLOGY.....	103
LIMITATIONS	103
KEY FINDINGS.....	104
INTRODUCTION.....	104
APPENDIX C STEERING COMMITTEE INTERVIEWS SUMMARY	115
APPENDIX D FOCUS GROUPS SUMMARY	119
PURPOSE	119
FOCUS GROUP 1: YOUTH ADVISORY COUNCIL	119
FOCUS GROUP 2: SAFE HAVEN TEEN CLUB	122
FOCUS GROUP 3: RESIDENTS WHO HAVE NOT PARTICIPATED IN THE INITIATIVE.....	123
FOCUS GROUP 4: RESIDENTS WHO HAVE PARTICIPATED IN THE INITIATIVE.....	124
FOCUS GROUP 5: COMMUNITY ORGANIZATIONS.....	126
FOCUS GROUP 6: TRAINSONG NEIGHBORHOOD RESIDENTS.....	128
FOCUS GROUP 7: SENIORS	130
APPENDIX E COMMUNITY INTERVIEWS SUMMARY	133
LATINO RESIDENTS.....	133
BUSINESSES.....	134
HOTELS	136
GOVERNMENT AND COMMUNITY PARTNERS.....	137
SCHOOL COUNSELORS	140
APPENDIX F PROGRAM LEADERS INTERVIEWS	143
PARTICIPANTS.....	143
KEY FINDINGS.....	143
APPENDIX G YEAR 4 GOALS	149
APPENDIX H COMMUNITY HOUSEHOLD SURVEY COMMENTS	153

Chapter 1

Introduction

Background

Weed and Seed is the U.S. Department of Justice's community-based crime prevention Initiative. Weed and Seed metaphorically implies "weeding out negative neighborhood elements and seeding positive neighborhood elements."² Weed and Seed is a community-based initiative that is an innovative and comprehensive multi-agency approach to law enforcement, crime prevention and community revitalization. Weed and Seed is a strategy that aims to prevent, control, and reduce violent crime, drug abuse and gang activity in a targeted high-crime area. The strategy combines four basic components: (1) law enforcement; (2) community policing; (3) prevention/intervention/treatment; and (4) neighborhood restoration. The program is managed by the U.S. Department of Justice, Office of Justice Programs, Executive Office for Weed and Seed.

In the summer of 1998, a group of community stakeholders and the City of Eugene began the task of preparing an application to the U. S. Department of Justice for recognition of the Bethel neighborhood as a Weed and Seed site. The group was made up of neighborhood association representatives, residents, Lane County government, Eugene City staff from police, LRCS (Library, Recreation, Cultural Services), and planning and development, community agencies, private non-profits and business owners.³

The Department of Justice (DOJ) awarded the grant, and in February 2001, the City of Eugene and community members throughout the Bethel neighborhood launched the Bethel Weed and Seed Initiative. The Initiative, funded by a Department of Justice grant, was created to respond to the Bethel neighborhood's higher rates of unemployment, truancy, domestic violence, and crime—specifically juvenile-related crime—as compared to other Eugene neighborhoods. The City of Eugene and community partners secured funding for the Weed and Seed Initiative, focusing on law enforcement strategies for violent crimes and methamphetamine manufacturing and a community policing strategy to strengthen the partnership between police, prosecutors, and the public. The prevention/intervention/treatment strategy of Bethel Weed and Seed is designed to create a seamless network of activities and services for children, families and seniors, as well as neighborhood restoration strategies that

² From *Bethel Danebo Neighborhood Scoping Report* presented to Eugene City Council and prepared by Planning and Development Department, City of Eugene; February 2000

³ From Eugene Police Department summary of Weed and Seed grant application. As found on their webpage at <http://www.ci.eugene.or.us/dps/police/patrol/wpps/ws.htm>

seek to improve the quality of life, housing, parks, and open space through neighborhood and community projects throughout the Bethel area.

One of the key requirements of the Weed and Seed Initiative is an annual evaluation of program activities. In September 2002, Community Planning Workshop (CPW) at the University of Oregon developed methodology for conducting annual evaluations and completed an interim evaluation of the first 18 months of the Initiative.

In 2002, the Bethel Weed and Seed site applied for, and received funding, to conduct an expanded evaluation. In 2003, the City of Eugene contracted with CPW to conduct the Year 3 evaluation of the Initiative. The goal of this evaluation was to implement the entire evaluation methodology, completing both the process and the program impact components of the methodology.⁴

The *process evaluation* is a basic description and subjective assessment of the site's history, implementation, central characteristics, competing and complimentary efforts and current operations. This component addresses the specifics of how the local Weed and Seed Initiative is being implemented by assessing the Weed and Seed organization, structure and management. Specifically, it describes and documents weeding and seeding activities, including law enforcement, community policing, prevention/intervention/treatment, and neighborhood restoration activities. As part of this component, CPW evaluates how well the recommendations from the interim evaluation were incorporated into the Initiative and what programmatic adjustments need to occur in the next year.

The *program impact component* is a quantitative and qualitative assessment of the impacts of the Initiative. Progress is tracked in numbers (i.e., number of events, people involved, jobs created, houses rehabbed) and in qualitative indicators such as resident perception of crime and other neighborhood characteristics. Recommendations for ongoing implementation and evaluation are also included. In short – this component of the evaluation indicates how well the Initiative is achieving its desired long-term goals.

In maintaining and evaluating the Initiative on an annual basis, Bethel residents and program administrators are better able to analyze:

- Whether the Weed and Seed Initiative is functioning in the most effective way possible;
- Whether Weed and Seed activities have been implemented as planned;
- Whether Weed and Seed activities are producing the desired immediate effects or not; and
- Where improvements or changes are needed.⁵

⁴ The methodology is presented in the *Bethel Weed & Seed Initiative: Interim Evaluation*, Community Planning Workshop, August 2002.

⁵ Evaluating a Weed and Seed Strategy. U.S. Department of Justice

These annual adjustments and modifications allow for the most up-to-date program design by providing a framework in which to gauge the progress of the Initiative.

Evaluation Methods

The goal of the evaluation is to provide an objective assessment of the delivery of the Initiative's services. CPW used a variety of data collection strategies to obtain information about the organization, structure, and management of the Initiative and how the Initiative is impacting the community. The evaluation methodology consisted of the following activities:

- Community household survey;
- Survey at the We Are Bethel Community Celebration;
- Stakeholder interviews with Steering Committee members and program leaders;
- Focus group meetings with the following groups: Weed and Seed Youth Advisory Committee, Teen Club, residents who have not participated in the Initiative, residents who have participated in the Initiative, Bethel community organizations, Trainsong neighborhood residents, seniors;
- Interviews with business owners, Latino residents, school counselors, and partner organizations;
- Interviews with the Initiative Site Coordinator; and
- Review of community demographics and crime data

Organization

The Department of Justice guidebook for the evaluation process provides a detailed description of the types of issues that should be included in a Weed and Seed evaluation. Specifically, the evaluation should address the following components:

- *The Problem*: characteristics of Initiative and goal setting. This step provides an overview of the local Weed and Seed Initiative.
- *Implementation and Processes*: objectives of program management and activities. This step addresses the specifics of how the local Weed and Seed Initiative is implemented. Specifically, it should describe law enforcement activities, community policing activities, prevention/intervention activities, and neighborhood restoration activities.
- *Intervening and Mediating Variables*: other programs and happenings. This step reviews specific actions of the Weed and Seed Initiative. Specifically, it describes other anti-crime and anti-drug strategies, the jurisdiction's history of partnerships and interagency

collaboration, and the jurisdiction's problems, infrastructure and characteristics of note.

- *Process/Proximal Outcomes*: benchmarks and initial Initiative outcomes. This step documents, in detail, activities of the local Weed and Seed Initiative. Specifically, it addresses the number of events, people involved, jobs created, houses rehabbed and other issues.
- *Short and Long Term Outcomes*: results intended to satisfy Initiative goals. This step compares stated objectives and outcomes with actual outcomes. This includes crime statistics, resident perceptions of crime and other neighborhood characteristics

Considering all the required components of the evaluation process, CPW organized the evaluation report into the following chapters. The words in parentheses after each chapter description refer to which evaluation component is included in the chapter.

Chapter 2 – Bethel Community Profile includes a history of the community, a review of key demographic characteristics, and a review of crime and police activity. (*The Problem*)

Chapter 3 – Initiative Description begins with a description of key organizational components of the Initiative. This includes an organization chart and conceptual framework for Initiative activities. It also reviews all the programs and activities associated with the Initiative. (*The Problem, Implementation and Process, Intervening/Mediating variables*)

Chapter 4 – Perceptions of the Bethel Area includes an integrated summary of findings about the Bethel area from the community household survey, the We Are Bethel Community Celebration survey, the focus groups and telephone interviews. (*Short and Long Term Outcomes*)

Chapter 5 – Initiative Progress provides a status report about how the Initiative implemented the recommendations from the Interim Evaluation and includes a matrix showing goals, objectives, and Initiative accomplishments. (*Short and Long Term Outcomes*)

Chapter 6 – Findings and Recommendations consolidates results from the research methodology into key findings related to the initiative. Findings are divided into organizational and programmatic successes and challenges. It includes a series of basic recommendations for increasing the effectiveness of the Initiative (*Proximal/Process Outcomes, Short and Long Term Outcomes*)

This report also includes seven appendices:

Appendix A: Community Household Survey contains data from the household survey.

Appendix B: We Are Bethel Community Celebration Survey contains data from the survey administered at the We Are Bethel Community Celebration.

Appendix C: Steering Committee Interviews Summary provides a summary of the telephone interviews with the Steering Committee members.

Appendix D: Focus Group Summary includes a summary of the seven focus groups.

Appendix E: Community Interviews Summary includes a summary of the telephone interviews with businesses, Latino residents, and partner organizations, and school counselors.

Appendix F: Program Leaders Interview Summary includes a summary of the telephone interviews with all the program leaders.

Appendix G: Year 4 Goals includes the most recent goals for the Initiative.

Appendix H: Community Household Survey Comments presents all the comments received on the Community Household Survey.

Chapter 2

Community Profile

This chapter describes selected Bethel community characteristics including its history and location, as well as baseline demographic and crime data. The community profile provides the context for Initiative activity by outlining unique community characteristics in comparison with Eugene that represent specific challenges the Initiative intends to address.

History of the Bethel Area

The Bethel community in Eugene, Oregon, is predominantly a working class area. The restructuring and downsizing of the timber industry in the 1980's hit Bethel harder than most areas in Eugene, leading to higher rates of unemployment, truancy, domestic violence, and juvenile-related crime.

The Bethel area was first settled by a group of Danish immigrants over 100 years ago; the name "Bethel" references the Bethesda Lutheran Church that at the time of settlement was a focal point for community activity, and continues to serve as a neighborhood center. The entirety of the site was not annexed to Eugene until January of 1964.

The area experienced a transition from agricultural to industrial land use during the 20th century. The Southern Pacific Railroad Yard that continues to border the site was a major catalyst in this transition, as was the development of an automobile-oriented commercial arterial on Highway 99. The *Bethel Danebo Scoping Report*, which constituted a critical first step in the development of the Bethel Weed and Seed Initiative, describes this transition, "the Bethel Danebo neighborhood slowly shed its agricultural character and increasingly became home to the families of blue collar workers."

Location

The Bethel Weed and Seed Initiative area follows the boundaries of two neighborhood associations: Active Bethel Citizens (the larger area to the west) and Trainsong Neighbors⁶ (the narrow corridor to the east). The entire area is bound on the east by the Southern Pacific switching yards extending north to a line even with Barger Drive, then north along U.S. Highway 99; on the north by Clear Lake Road; on the west by Green Hill Road; and on the south by the Southern Pacific Railroad Coos Bay Line.

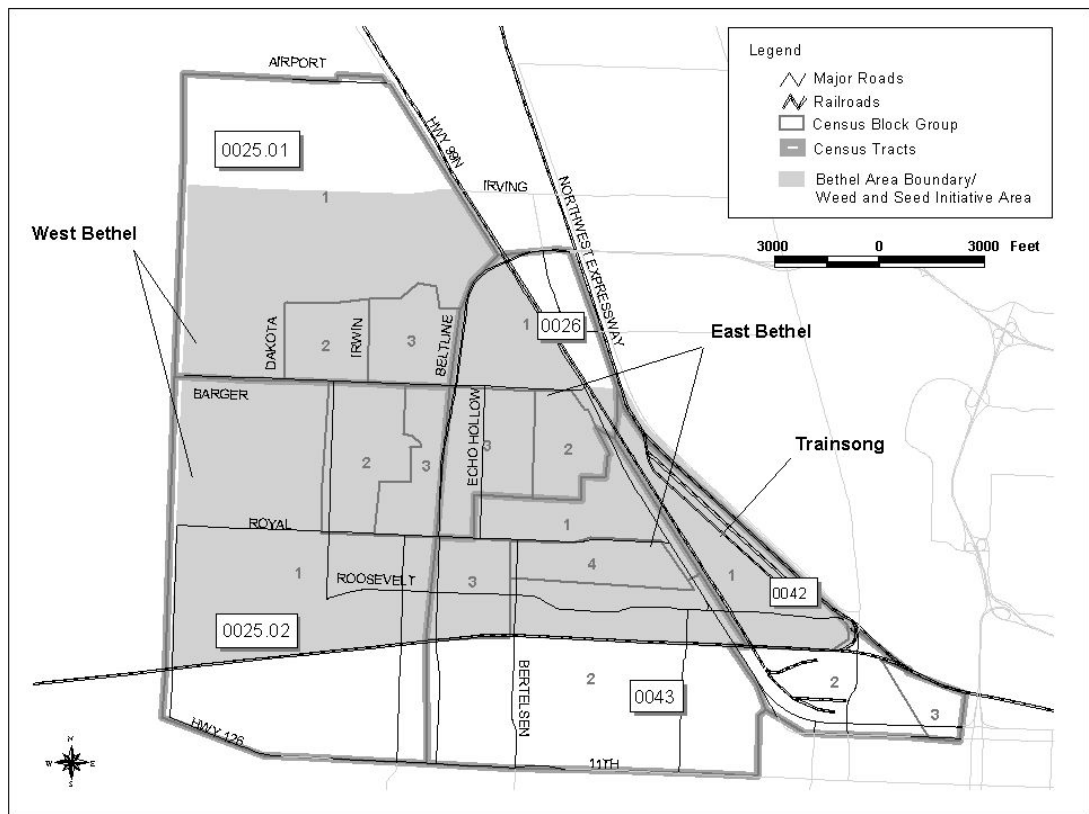
The Bethel Weed and Seed Initiative area includes portions of five different Census tracts (Map 2-1). The area filled with gray color is the area that the

⁶ Previously referred to as Bethel Triangle Neighborhood Association.

Bethel Weed and Seed Initiative has been targeting. Some of the Census tracts extend beyond the boundaries of the Bethel community/Bethel Weed and Seed Initiative boundary. CPW used tract and block group level Census data for this study recognizing that the data includes areas outside of the Bethel boundary. Bethel contains all or part of the Lane County census tracts displayed in the map below.

Bethel can be categorized into three different areas. The Trainsong area encompasses Census Tract 42, block Group 1. West Bethel consists of a large portion of Census Tracts 25.01 and 25.02, and East Bethel is made up of a large portion of Census Tracts 26 and 43. The areas outside the Bethel community boundary yet inside census tracts 25.01, 25.02, 26, and 43 boundaries are mainly non residential areas consisting of farmland or industrial land. Census tract 42 consists of three block groups. Block groups two and three comprise a portion of the Whitaker neighborhood and were not included in this analysis.

Map 2-1. Bethel Community/Weed and Seed Initiative Boundary



Source: Neighborhood Boundary, Lane Council of Government. Census Tract and Block Group Boundary, U.S. Census 2000.

Demographic Data

Population

The year 2000 population of the five Bethel area Census tracts/block groups was 24,628 persons. Approximately 45% of the population resided in the West Bethel area, nearly 50% in the East Bethel area, and 6% in the Trainsong neighborhood.

Table 2-1. Bethel Population by Census Tract, Year 2000

Lane County, Oregon			
Census Tract	Population	Category	Percent
Census Tract 25.01	4,847	West Bethel	45%
Census Tract 25.02	6,279	West Bethel	
Census Tract 26	5,482	East Bethel	49%
Census Tract 43	6,515	East Bethel	
Census Tract 42, Block Group1	1,505	Trainsong	6%
Total	24,628		100%

Source: US Census Bureau, Census 2000

Between 1970 and 2000, the Bethel area has grown at a faster rate than the rest of Eugene and Lane County (Table 2-2). The 1970's were a period of rapid growth for Oregon, as reflected in the growth rates of the county and the city. The Bethel neighborhood experienced a 50% increase in population during this decade. The economic decline of the timber industry and resulting regional depression impacted Oregon severely, causing a dramatic decline in growth rate. However, the Bethel community continued to grow at a rate faster than city and regional patterns – a trend that continued throughout the 1990's. Bethel's continued growth can be explained, in part, by its supply of buildable and affordable residential land.

Table 2-2. Population Growth Comparison by Decade⁷

	1970	1980	1990	2000
Bethel	12,401	18,562	20,606	27,189
<i>Percent Growth</i>	-	50%	11%	32%
Eugene	76,346	105,624	112,669	137,893
<i>Percent Growth</i>	-	38%	7%	22%
Lane Co.	213,358	275,226	282,912	322,959
<i>Percent Growth</i>	-	29%	3%	14%

Source: US Census Bureau

Income

Different areas within Bethel have different economic characteristics. Table 2-3 below shows the different household income levels within Bethel compared with Eugene and Lane County. The median household income of West Bethel is substantially higher than Trainsong by \$11,177. The median household income in West Bethel is higher than both Eugene and Lane County's average while Trainsong has lower median household income.

Table 2-3. Median Household Income, 1999

	Median Household Income
West Bethel	\$39,898
East Bethel	\$35,453
Trainsong	\$28,721
Bethel	\$34,309
Eugene	\$35,850
Lane County	\$36,942

Source: US Census Bureau, SF-3 (1999)

Race

Table 2-4 provides a breakdown of racial and ethnic characteristics for both Bethel and Eugene. The percentage of Hispanics in the Bethel community (7%) is greater than their citywide representation (6%). The Bethel Community holds 23% of total Hispanic population of Eugene, while it represents 18% of total population. American Indian and Alaskan Natives also reside in Bethel at a significantly higher rate than the rest of the city.

⁷ The population of Bethel in this table includes Census tract 42, block group 2 and 3 due to the data availability.

Table 2-4. Racial/ Ethnic Composition of Bethel and Eugene, 2000

Race	Bethel Total	Eugene	Bethel as Percent of Eugene
White	21,441	118,563	18%
Hispanic/ Latino (of total population)	1,548 7%	6,848 6%	23%
African American	226	1,644	14%
American Indian and Alaskan Native	246	1,115	22%
Asian	302	4,872	6%
Pacific Islander	47	284	17%
Some other race	49	315	16%
Two or more race	789	4,257	19%
Total Population	24,648	137,898	18%

Source: US Census Bureau, Census 2000 SF-3

Age

The median age of the Bethel community varies by area. The Trainsong area has younger median age of 28. The rest of the Bethel community is consistent with the entirety of Eugene overall. The average age of the Bethel community and Eugene as a whole is 33 years (Table 2-5).

Table 2-5. Median Age, Bethel vs. Eugene, 2000

Median Age	West Bethel	East Bethel	Trainsong	Bethel Total	Eugene
Both Sex	35	34	28	33	33
Male	34	33	29	32	31
Female	36	35	28	33	35

Source: US Census Bureau, Census 2000 SF-1

Household Composition

The average household size in Bethel is similar to the average household size in Eugene. As Table 2-6 indicates, the average household size for the Bethel community is 2.61 persons per household. There are 9,536 total households in Bethel. Approximately 65% of the households in Bethel are family households, whereas, 54% of the households in Eugene are family households.

Table 2-6. Household Characteristics for Bethel Census Tracts, 2000

	West Bethel	East Bethel	Trainsong	Bethel	Eugene
Total Households	4,273	4,700	563	9,536	58,110
Average Household Size	2.64	2.53	2.66	2.61	2.84
Family Households	71%	65%	58%	65%	54%
Nonfamily Households	29%	35%	42%	35%	46%

Source: US Census Bureau, Census 2000 SF-1

Home Ownership

Table 2-7 shows home ownership rates in different areas of Bethel, compared with Bethel as a whole, Eugene, and Lane County. Housing units are predominately occupied by renters in the Trainsong area. Having many new development sites, West Bethel has a very high homeownership rate compared to other areas in Bethel.

Table 2-7. Homeownership Rates Comparison by Location

	West Bethel	East Bethel	Trainsong	Bethel	Eugene	Lane County
Housing Units Total	4,273	4,700	590	9,563	58,110	130,453
Homeowner	80%	59%	31%	57%	52%	62%
Renter	20%	41%	69%	43%	48%	38%

Source: U.S. Census 2000.

Profile of Criminal Activity

The intent of the criminal activity analysis is to create a profile of the kinds of criminal and police activity that is occurring in the Bethel area in relation to the rest of the City of Eugene. Increasing the effectiveness of local law enforcement activity is a primary aim of the Weed and Seed Initiative. Therefore, as part of the community profile of the Bethel area, it is important to identify a baseline of law enforcement activity.

Interpreting crime data is complicated – this is because the data cannot accurately distinguish between changes in rates of criminal activity versus rates of law enforcement. It is not possible to determine whether a given trend reflects changes in policing or criminal activity, thus any longitudinal analysis or comparison is limited in this capacity.

Table 2-8 displays the total number of person/property/behavior crimes and crimes per 1000 persons by neighborhood for the year 2002-2003. Crimes are recorded in the location that they occurred instead of the address of the offender. By normalizing the data into crimes per 1,000 persons, we are able to compare crime rates across neighborhoods (Figure 2-1). However, this

method of comparing crime rates does not take into consideration the land use of the neighborhood and the daily population fluctuations of the neighborhoods due to ingress and egress for work and recreation. For example, the West Eugene neighborhood has 1,656 total crimes per 1,000 persons with the majority of these crimes being property crimes. This neighborhood is mainly industrial. According to the 2000 Census only 777 people live in this neighborhood; however, many more people come to the area to work during the day. The Downtown neighborhood experiences the same phenomenon – more people coming into the neighborhood to work and recreate than actually live there. This influx of people into the neighborhood skews the per capita data. If the police department cannot assign a specific address to a crime, the crime will be recorded at the City Hall address, which is located in the Downtown neighborhood. Therefore, the physical location of the crime is not accurately assigned to the correct neighborhood and the downtown crime rates are skewed.

Figure 2-1: Crime Per 1,000 Persons by Neighborhood, 2002-2003

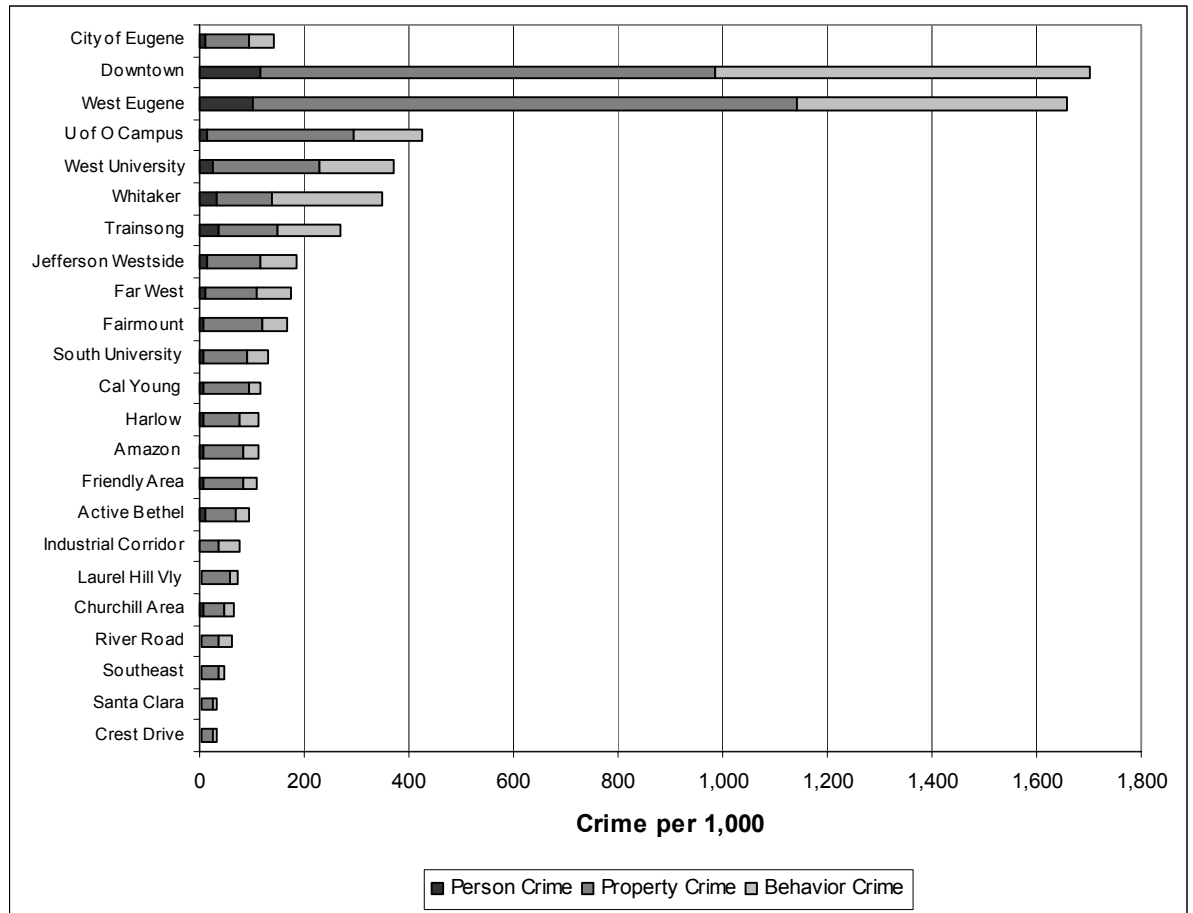


Table 2-8: Crime Comparison by Neighborhood, 2002-2003

Neighborhood	Total Crime	Person Crime	Property Crime	Behavior Crime	Population 2000	Total Crime (per 1,000)	Person Crime (per 1,000)	Property Crime (per 1,000)	Behavior Crime (per 1,000)
Crest Drive	195	20	132	43	6,229	31	3	21	7
Santa Clara	546	41	378	127	16,806	32	2	22	8
Southeast	648	46	449	153	13,363	48	3	34	11
River Road	712	58	361	293	11,731	61	5	31	25
Churchill Area	879	102	494	283	13,108	67	8	38	22
Laurel Hill Vly	104	4	79	21	1,410	74	3	56	15
Industrial Corridor	30	0	14	16	386	78	0	36	41
Active Bethel	2,174	251	1,333	590	22,689	96	11	59	26
Friendly Area	770	46	527	197	6,965	111	7	76	28
Amazon	213	15	145	53	1,920	111	8	76	28
Harlow	1,328	90	806	432	11,754	113	8	69	37
Cal Young	2,428	152	1,878	398	21,091	115	7	89	19
South University	492	23	322	147	3,741	132	6	86	39
Fairmount	489	19	324	146	2,899	169	7	112	50
Far West	619	43	340	236	3,524	176	12	96	67
Jefferson Westside	1,229	87	679	463	6,605	186	13	103	70
Trainsong	475	66	198	211	1,775	268	37	112	119
Whitaker	1,554	138	476	940	4,454	349	31	107	211
West University	2,037	139	1,116	782	5,500	370	25	203	142
U of O Campus	909	33	599	277	2,136	426	15	280	130
West Eugene	1,287	78	808	401	777	1,656	100	1,040	516
Downtown	3,659	248	1,867	1,544	2,149	1,703	115	869	718
City of Eugene	22,777	1,699	13,325	7,753	161,012	141	11	83	48














Source: Eugene Police Department, LCOG supplied neighborhood populations based on 2000 Census

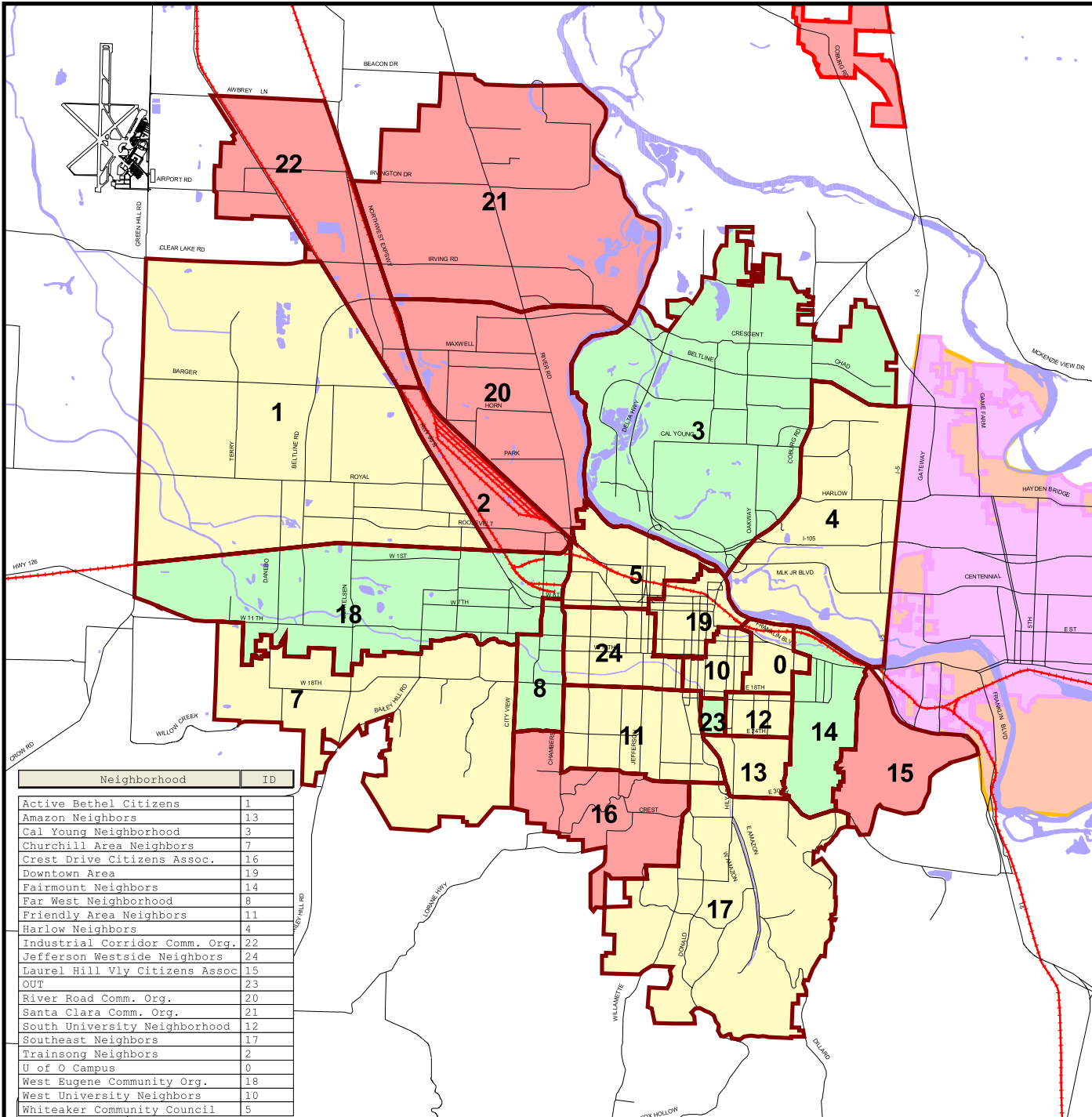
The two neighborhoods that comprise the Bethel Weed and Seed Initiative area have different crime rates. Of the 22 neighborhoods in the City of Eugene, Active Bethel Citizens has 96 crimes per 1000 persons and is ranked 15th in total crimes per 1,000; whereas the Trainsong neighborhood has 268 total crimes per 1000 persons giving it a higher rank of 6th.

- Although the Trainsong neighborhood comprises a small portion of the City's total crime cases, the total crime per 1,000 is higher than the City average in 2002. This neighborhood's total crime per 1,000 persons was 190% of the City average.
- In all categories (people, property and behavior crime), Trainsong had a higher crime rate per 1,000 persons than the City average in 2002.
- In 2002, person crime per 1,000 persons in the Trainsong neighborhood was triple the City average.
- The Active Bethel Citizens Neighborhood has the third largest number of total crime among the 22 neighborhoods, largely due to the fact that Active Bethel Citizens neighborhood has the largest population among the 22 neighborhoods in the City of Eugene. However when the total crime cases are divided by the population, the per capita rate is below the City average. The person crime per 1,000 is the same as the City average, and property and behavior crimes is substantially lower than the city average.


The following four maps show the change in crime for neighborhoods within the City of Eugene between 2002 and 2003. The Trainsong neighborhood (number 2 on the maps) is one of six neighborhoods out of the 22 total neighborhoods that experienced increased total crime between 2002 and 2003. However, Active Bethel Citizens neighborhood's (number 1 on the maps) total crime was stable during this time period. Property and behavior crime increased in both the Active Bethel Citizens and Trainsong Neighborhoods between 2002 and 2003, while person crime was stable.

Exception Map By Neighborhood All Crime 2003 vs 2002

-  EUGENE NEIGHBORHOODS
-  MAJOR STREETS
-  RAILROAD
-  WATER FEATURES
- Compared: All Crime 2003 to 2002
-  Considerable Decrease (-50% to -100%)
-  Decrease (-10% to -50%)
-  Stable (-10% to 10%)
-  Increase (10% to 50%)
-  Considerable Increase (50% to 100%)
-  Problem Area (Over 100%)
-  SPRINGFIELD CITY LIMITS
-  SPRINGFIELD UGB
-  COBURG CITY LIMITS
















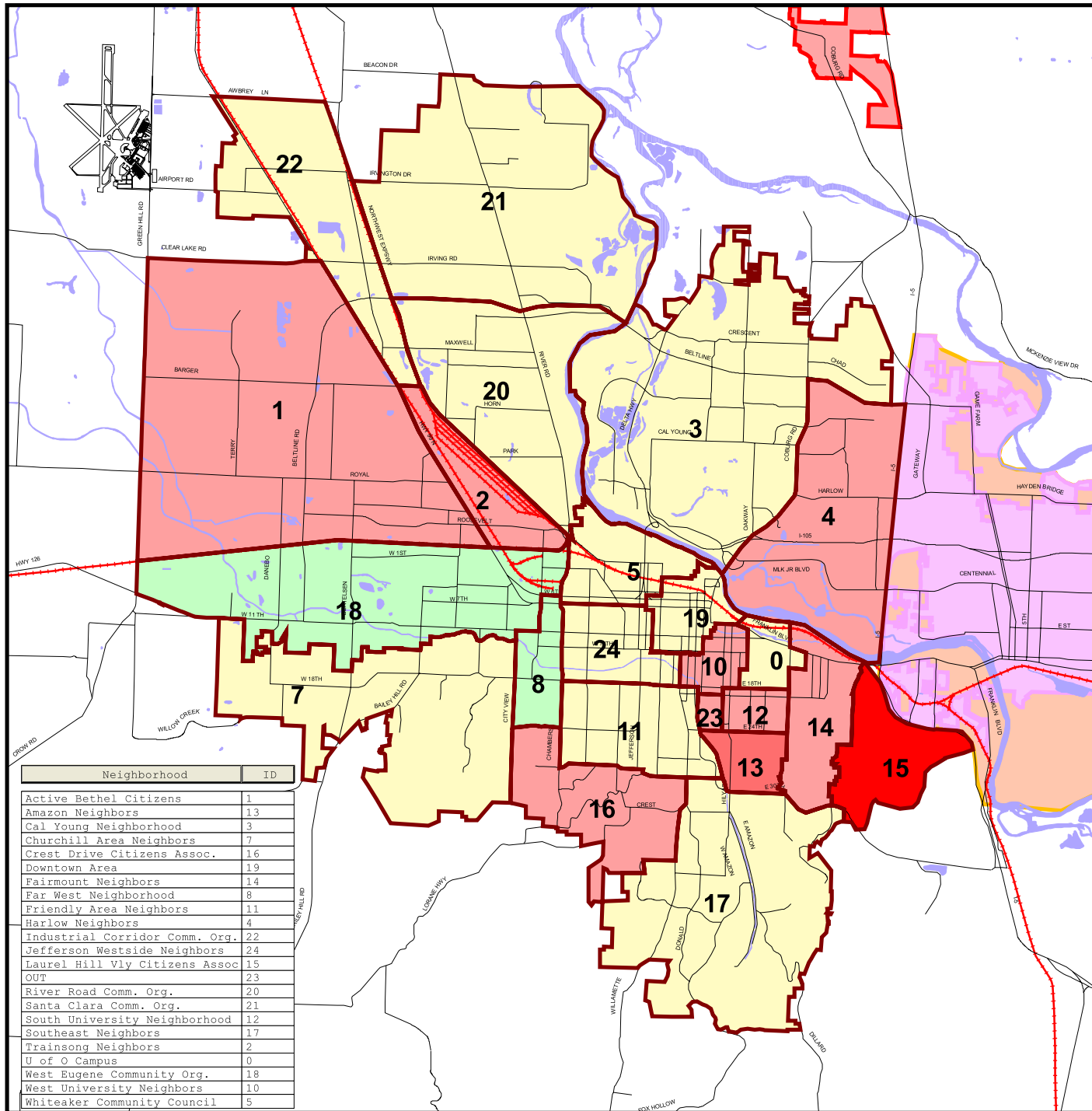
Neighborhood	ID
Active Bethel Citizens	1
Amazon Neighbors	13
Cal Young Neighborhood	3
Churchill Area Neighbors	7
Crest Drive Citizens Assoc.	16
Downtown Area	19
Fairmount Neighbors	14
Far West Neighborhood	8
Friendly Area Neighbors	11
Harlow Neighbors	4
Industrial Corridor Comm. Org.	22
Jefferson Westside Neighbors	24
Laurel Hill Vly Citizens Assoc	15
OUT	23
River Road Comm. Org.	20
Santa Clara Comm. Org.	21
South University Neighborhood	12
Southeast Neighbors	17
Trainsong Neighbors	2
U of O Campus	0
West Eugene Community Org.	18
West University Neighbors	10
Whiteaker Community Council	5



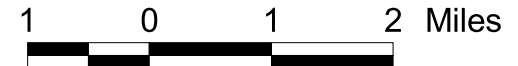

Eugene Police Department
Eugene, Oregon
2/3/2004 - SOL

Exception Map By Neighborhood Behavior Crime 2003 vs 2002

-  EUGENE NEIGHBORHOODS
-  MAJOR STREETS
-  RAILROAD
-  WATER FEATURES
- Compared: Behavior Crime 2003 to 2002
-  Considerable Decrease (-50% to -100%)
-  Decrease (-10% to -50%)
-  Stable (-10% to 10%)
-  Increase (10% to 50%)
-  Considerable Increase (50% to 100%)
-  Problem Area (Over 100%)
-  SPRINGFIELD CITY LIMITS
-  SPRINGFIELD UGB
-  COBURG CITY LIMITS
















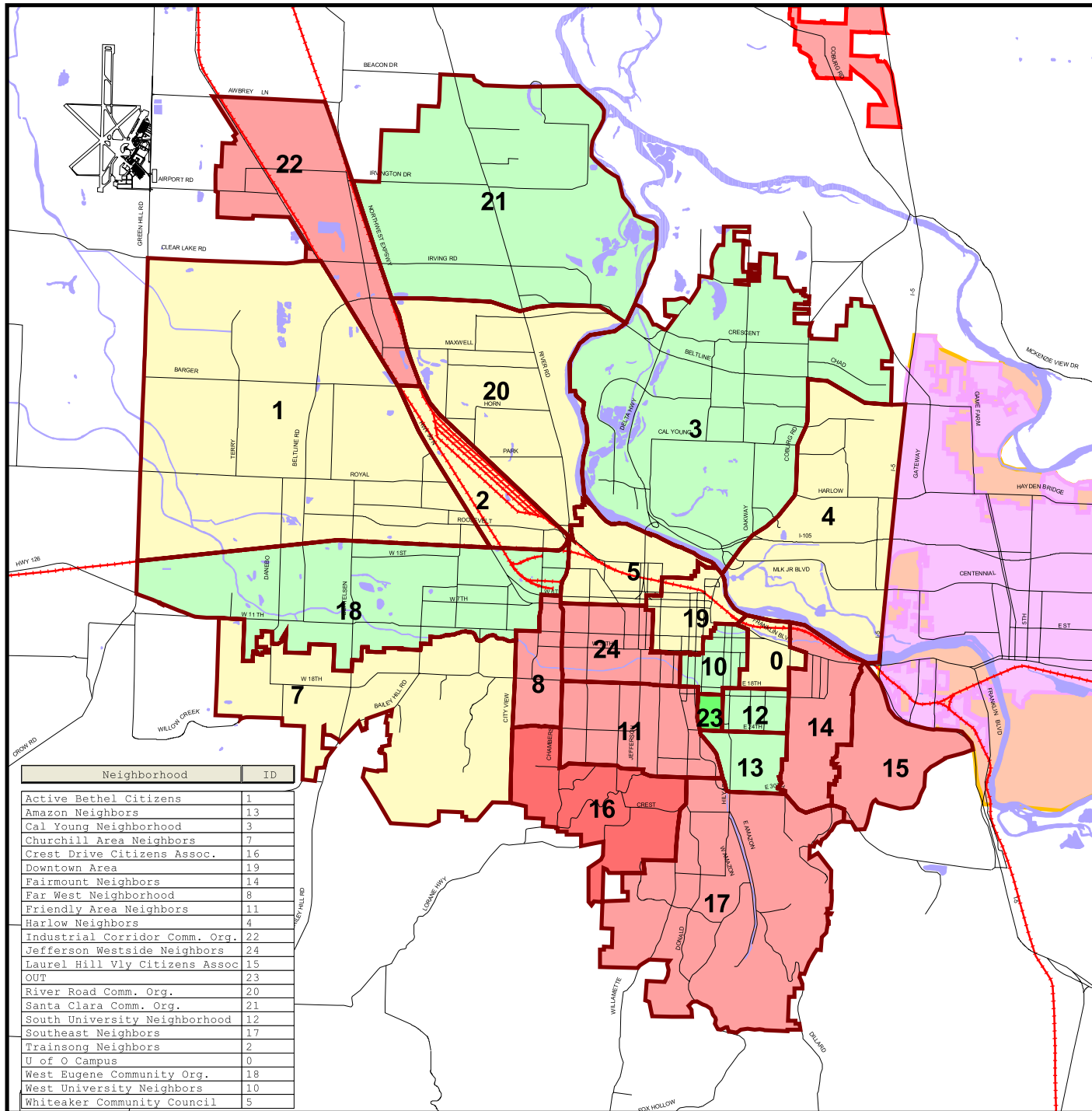
Neighborhood	ID
Active Bethel Citizens	1
Amazon Neighbors	13
Cal Young Neighborhood	3
Churchill Area Neighbors	7
Crest Drive Citizens Assoc.	16
Downtown Area	19
Fairmount Neighbors	14
Far West Neighborhood	8
Friendly Area Neighbors	11
Harlow Neighbors	4
Industrial Corridor Comm. Org.	22
Jefferson Westside Neighbors	24
Laurel Hill Vly Citizens Assoc	15
OUT	23
River Road Comm. Org.	20
Santa Clara Comm. Org.	21
South University Neighborhood	12
Southeast Neighbors	17
Trainsong Neighbors	2
U of O Campus	0
West Eugene Community Org.	18
West University Neighbors	10
Whiteaker Community Council	5



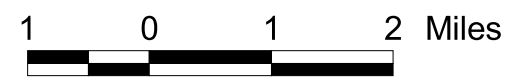

Eugene Police Department
Eugene, Oregon
2/3/2004 - SOL

Exception Map By Neighborhood Person Crime 2003 vs 2002

-  EUGENE NEIGHBORHOODS
-  MAJOR STREETS
-  RAILROAD
-  WATER FEATURES
- Compared: Person Crime 2003 to 2002
-  Considerable Decrease (-50% to -100%)
-  Decrease (-10% to -50%)
-  Stable (-10% to 10%)
-  Increase (10% to 50%)
-  Considerable Increase (50% to 100%)
-  Problem Area (Over 100%)
-  SPRINGFIELD CITY LIMITS
-  SPRINGFIELD UGB
-  COBURG CITY LIMITS
















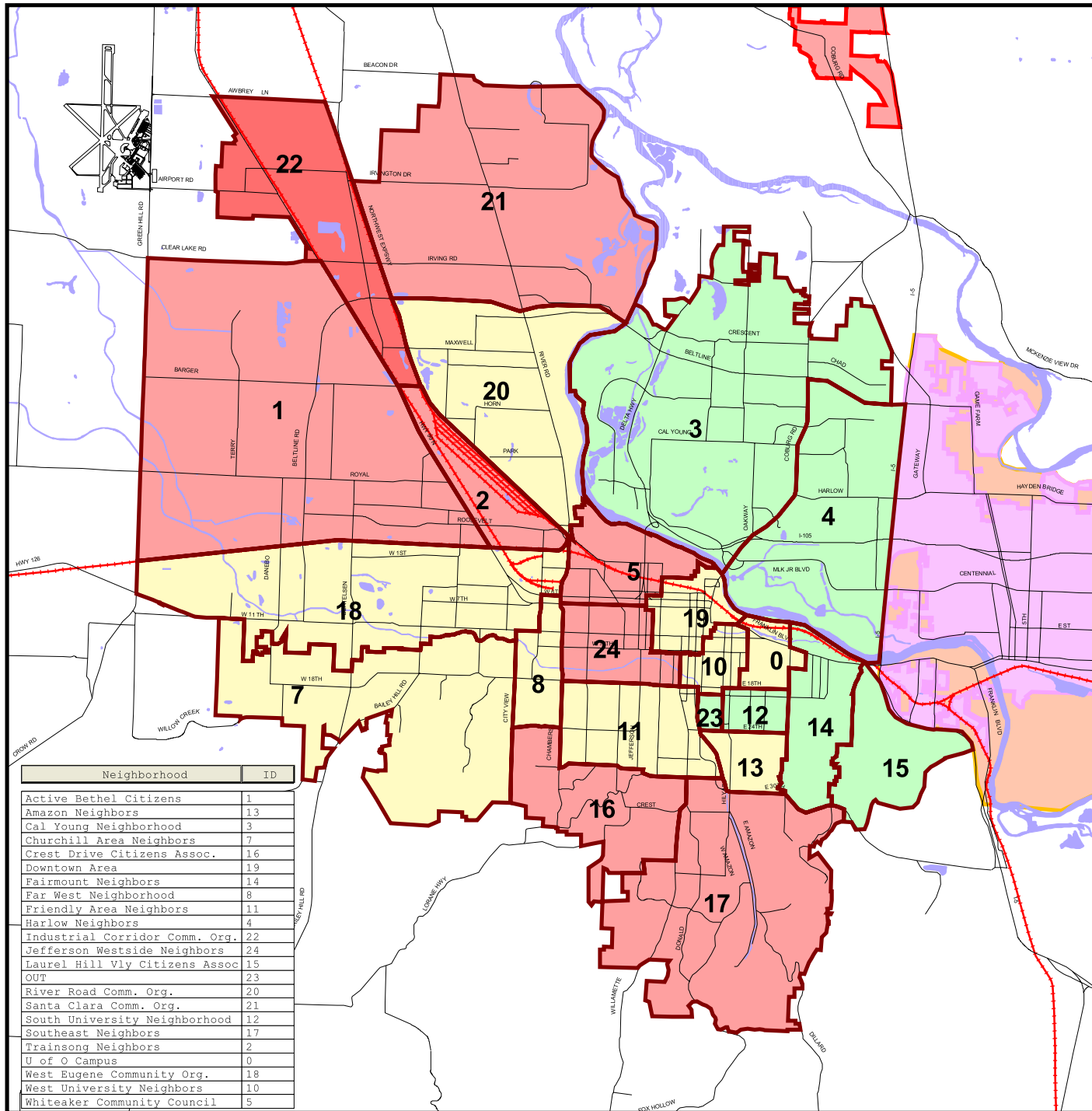
Neighborhood	ID
Active Bethel Citizens	1
Amazon Neighbors	13
Cal Young Neighborhood	3
Churchill Area Neighbors	7
Crest Drive Citizens Assoc.	16
Downtown Area	19
Fairmount Neighbors	14
Far West Neighborhood	8
Friendly Area Neighbors	11
Harlow Neighbors	4
Industrial Corridor Comm. Org.	22
Jefferson Westside Neighbors	24
Laurel Hill Vly Citizens Assoc	15
OUT	23
River Road Comm. Org.	20
Santa Clara Comm. Org.	21
South University Neighborhood	12
Southeast Neighbors	17
Trainsong Neighbors	2
U of O Campus	0
West Eugene Community Org.	18
West University Neighbors	10
Whiteaker Community Council	5




Eugene Police Department
Eugene, Oregon
2/3/2004 - SOL

Exception Map By Neighborhood Property Crime 2003 vs 2002

-  EUGENE NEIGHBORHOODS
-  MAJOR STREETS
-  RAILROAD
-  WATER FEATURES
- Compared: Property Crime 2003 to 2002
-  Considerable Decrease (-50% to -100%)
-  Decrease (-10% to -50%)
-  Stable (-10% to 10%)
-  Increase (10% to 50%)
-  Considerable Increase (50% to 100%)
-  Problem Area (Over 100%)
-  SPRINGFIELD CITY LIMITS
-  SPRINGFIELD UGB
-  COBURG CITY LIMITS



Neighborhood	ID
Active Bethel Citizens	1
Amazon Neighbors	13
Cal Young Neighborhood	3
Churchill Area Neighbors	7
Crest Drive Citizens Assoc.	16
Downtown Area	19
Fairmount Neighbors	14
Far West Neighborhood	8
Friendly Area Neighbors	11
Harlow Neighbors	4
Industrial Corridor Comm. Org.	22
Jefferson Westside Neighbors	24
Laurel Hill Vly Citizens Assoc	15
OUT	23
River Road Comm. Org.	20
Santa Clara Comm. Org.	21
South University Neighborhood	12
Southeast Neighbors	17
Trainsong Neighbors	2
U of O Campus	0
West Eugene Community Org.	18
West University Neighbors	10
Whiteaker Community Council	5



Eugene Police Department
Eugene, Oregon
2/3/2004 - SOL

Table 2-9: Percent Change of Crime, Bethel Area, 2000–2002

	2000 Cases	2001 Cases	Percent Change	2002 Cases	Percent Change
ACTIVE BETHEL CITIZENS					
Person Crime	294	301	2.38%	251	-19.92%
Property Crime	1107	1308	15.37%	1333	1.88%
Behavior Crime	531	656	19.05%	590	-11.19%
Total Crime	1932	2265	14.70%	2174	-4.19%
TRAINSONG NEIGHBORS					
Person Crime	77	69	-11.59%	66	-4.55%
Property Crime	216	265	18.49%	198	-33.84%
Behavior Crime	222	254	12.60%	211	-20.38%
Total Crime	515	588	12.41%	475	-23.79%

Source: Eugene Police Department

Table 2-9 shows the percent change of crime cases in the two neighborhoods that comprise the Bethel Weed and Seed Initiative area.

- Total crime cases increased between 2000 and 2001, but decreased between 2001 and 2002 in both Active Bethel Citizens and Trainsong neighborhoods.
- Person crime in the Trainsong neighborhood decreased each year between 2000 and 2002.

Drug Activity

The Bethel community is commonly considered to have disproportionately high rates of drug activity when compared to the City of Eugene. Of particular concern to law enforcement is the production, sale, and possession of methamphetamines. Table 2-11 provides a yearly breakdown of drug arrests in the Bethel community. Methamphetamine (“Meth”) and marijuana have the highest arrest rates for sale and possession over the time period between Oct. 2000 and April 2002.⁸

⁸ Methamphetamine data was not available for 2000.

Table 2-10. Bethel Drug Activity, Oct. 2000 to April 2003

Year	Type of Crime	Heroin	Cocaine (not crack)	Marijuana	Meth	All Drugs *(including others)	Percent Change (all drugs)
2000	Sale/Manufac.	13	7	52	n/a	72	n/a
	Possession	13	5	75	n/a	93	n/a
	Total Arrests	26	12	127	n/a	165	n/a
2001	Sale/Manufac.	19	8	25	n/a	52	-28%
	Possession	13	5	81	n/a	99	6%
	Total Arrests	32	13	106	n/a	151	-8%
2002	Sale/Manufac.	8	2	16	39	65	25%
	Possession	8	8	32	44	92	-7%
	Total Arrests	16	10	48	83	157	4%
2003	Sale/Manufac.	8	1	33	16	58	-11%
	Possession	14	3	71	47	135	47%
	Total Arrests	22	4	104	63	193	23%

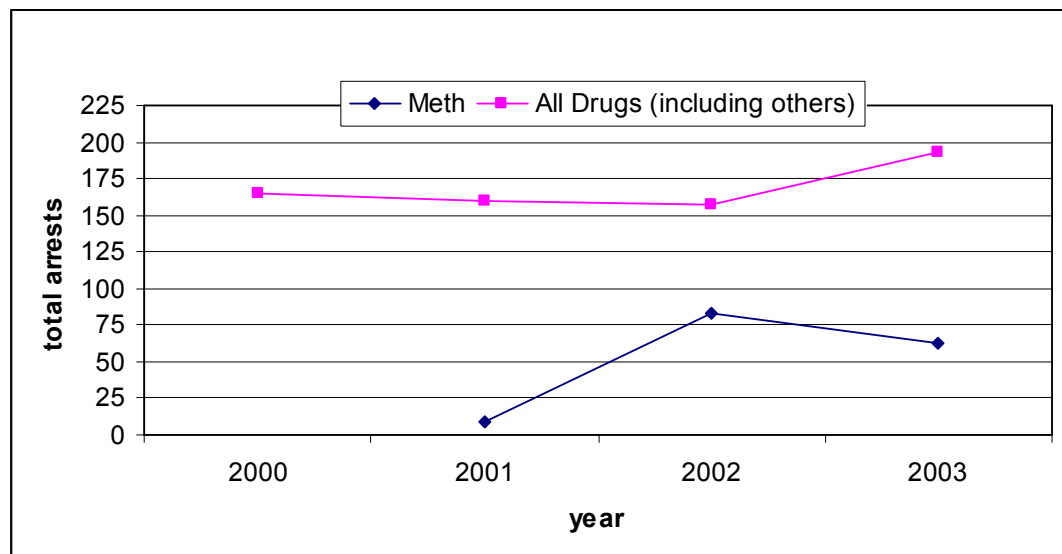
Source: Eugene Police Department

*Others include opium, inhaling toxic vapors, psilocybin, misusing prescriptions, stimulants, tampering with records, narcotics, precursor substances, and depressants. (This list is not exhaustive.)

n/a: The EPD did not distinguish Meth from dangerous drugs during this time period.

Analysis of changes in yearly arrest rates reveals an increase in overall drug arrests in 2003 and a decrease in “Meth” arrests between 2002-2003. Figure 2-2 illustrates this fluctuation.

Figure 2-2. Bethel Drug Arrest Rates, October 2001 to April 2002



Source: Eugene Police Department

Additional limitations to the data should be taken into account before arriving at any final conclusions. Due to inaccurate crime reporting, it is often difficult for the Eugene Police Department to discern exactly who committed a crime or where a crime actually occurred, so the figures may not be fully representative of the Bethel area.

Calls for Services

Another important crime trend is calls for services. Calls for service include calls to report crimes as well as requests for assistance in non-criminal circumstances. Table 2-12 shows calls for service in Bethel between 2001 and 2003. Weed and Seed has worked to educate and encourage the public to “call for service” .

Table 2-11. Calls for Services

	Oct 2001 - Sep 2002	Oct 2003 - Sep 2003
Person	399	356
Property	1,921	2,266
Behavioral	925	972
Other	10,662	11,001
Total	13,907	14,595

Source: Eugene Police Department

Conclusion

The Bethel community has a number of unique characteristics that both justify the existence of Weed and Seed Initiative activities and present challenges the Initiative must address for successful and effective activity. Key findings from the Community Profile include:

- The population in Bethel is growing at a faster rate than the rest of Eugene.
- Bethel experiences a similar median household income as the rest of the City; however the median household income in Trainsong is substantially lower than the City average.
- There is a slightly higher concentration of Latino residents in Bethel than the rest of the City.
- There is a big discrepancy in home-ownership rates within the Bethel area – 80% in West Bethel and 31% in Trainsong.
- The Trainsong neighborhood has a higher total crime per 1,000 persons than the City of Eugene; whereas the Active Bethel Citizen neighborhood has a lower rate than the City.

Matching the growth in the area and the increasing needs of the population with the expansion and improvement of social services such as Weed and Seed will prove vital to the City as a whole.

Chapter 3

Initiative Description

This chapter explains the Initiative as a whole and describes each of the programs, activities and partnerships associated with the Initiative between 2001-2003.

Weed and Seed is a federally funded initiative that builds partnerships between residents, local businesses, schools, churches, law enforcement, government officials, and social service agencies. As described in Chapter 2, the Trainsong and Active Bethel Citizens neighborhoods are the focus of Eugene's Bethel Weed and Seed Initiative. The Initiative's mission is "to cultivate healthy, safe, and vibrant neighborhoods by bringing people and resources together to 'weed' out illegal activity and harmful conditions, and to 'seed' positive opportunities for community members."⁹

There are four basic components of the Weed and Seed Initiative. The first two components - law enforcement and community policing- represent "weed" activities. The latter two - prevention/intervention and neighborhood restoration - represent "seed" activities. The four core components of the Initiative are described in more detail below:

Weed Activities

- **Law Enforcement Component:** Collaborating with the Eugene Police Department, other criminal justice agencies, and Bethel residents to reduce and suppress crime at the neighborhood level.
- **Community Policing Component:** Developing cooperative relationships between police officers, criminal justice agents, and Bethel residents to solve public safety problems.

Seed Activities

- **Prevention & Intervention Component:** Bringing social service providers and residents together to build relationships and deliver services. The primary focus is to promote wholesome behaviors that will lead to good health, well-being, and personal success for community members, specifically neighborhood youth and families.
- **Neighborhood Restoration Component:** Improving and revitalizing the physical and social conditions of Bethel neighborhoods.

⁹ Excerpt from *What is Bethel Weed & Seed?* A public pamphlet prepared by Lorna Flormoe, Bethel Weed & Seed Coordinator.

Goals and Objectives

The DOJ guidebook, *Evaluating a Weed and Seed Strategy*, defines goals as “broad statements of the program’s principal aims or purposes.” The guidebook defines objectives as “measurable, operational specifications of goals.” Together they create the roadmap for the Initiative.

The goals and objectives of the Bethel Weed and Seed Initiative have been refined each year, as the Initiative has progressed. Although the goal and objective refinement makes it more difficult to systematically track progress and outcome measures, it is a rational progression to refine the goals as the Initiative matures.

CPW used the Year 3 goals for this evaluation. The goals were refined for the Year 4 grant application (see Appendix G).

A. Law Enforcement Component

GOAL A 1: Develop & implement a unified tactical plan for joint targeted law enforcement coordination.

- **Objective A 1.1:** Weed & Seed law enforcement personnel gather input & provide information to law enforcement coordination teams.
- **Objective A 1.2:** Hold quarterly Weed Subcommittee meetings.

GOAL A 2: Develop policies & practices to increase patrol time in the Weed & Seed area.

- **Objective A 2.1:** Institute a patrol time tracking system.
- **Objective A 2.2:** Direct Weed & Seed officer overtime to identified public safety issues through focus patrols.
- **Objective A 2.3:** Increase volunteer patrol time.

GOAL A 3: Reduce juvenile-related crime.

- **Objective A 3.1:** Continue police bike/foot patrols.
- **Objective A 3.2:** Target juvenile crime with focus patrols.
- **Objective A 3.3:** Support local organizations working with at-risk youth.

GOAL A 4: Target neighborhood narcotics trafficking.

- **Objective A 4.1:** Maintain information sharing with INET & RDU.
- **Objective A 4.2:** Encourage & facilitate resident reporting of neighborhood narcotics trafficking, specifically in the Trainsong neighborhood.

- **Objective A 4.3:** Target areas of high drug trafficking with focus patrols.

GOAL A 5: Protect Bethel community residents from the highest-risk offenders living in the area while on parole or probation & influence a positive behavior change in these offenders.

- **Objective A 5.1:** Institute an Intensive Supervision Collaborative program.

B. Community Policing Component

GOAL B 1: Expand neighborhood based public safety services.

- **Objective B 1.1:** Increase public awareness and usage of the Bethel Public Safety Station (BPSS).
- **Objective B 1.2:** Recruit community volunteers to serve at Bethel Public Safety Station.
- **Objective B 1.3:** Increase hours & services offered at Bethel Public Safety Station based on community need.

GOAL B 2: Institute a comprehensive Neighborhood Watch (NW) program in the Trainsong neighborhood.

- **Objective B 2.1:** Identify neighborhood public safety stakeholders.
- **Objective B 2.2:** Train & educate community members & volunteers on justice systems, crime reporting & violence prevention.
- **Objective B 2.3:** Build community ties & increase communication & information flow around public safety issues.

GOAL B 3: Continue regular police officer stop-by visits at school & community Safe Haven sites.

GOAL B 4: Publish neighborhood safety information & tips in locally distributed sources.

GOAL B 5: Increase low to medium risk offender accountability by continuing to implement the Bethel Community Accountability Board (CAB).

- **Objective B 5.1:** Survey CAB members on perceived effectiveness of CAB on increasing offender accountability.
- **Objective B 5.2:** Run Pre & Post surveys of participating offenders' accountability sentiments.
- **Objective B 5.3:** CAB offender participants remain violation free during the project year.

B. Prevention and Intervention Component

GOAL C 1: Increase opportunities for Safe Haven programming for Bethel youth.

- **Objective C 1.1:** Maintain middle school aged youth targeted programming at Petersen Barn Community Center.
- **Objective C 1.2:** Expand programming at the Red Cross facility in the Trainsong Neighborhood.
- **Objective C 1.3:** Network with non-W&S funded Safe Havens for increased programming.

GOAL C 2: Develop community partnerships that will provide service to & support for Safe Haven programs.

- **Objective C 2.1:** Engage EPD & Safer Schools program staff in providing public safety/crime prevention activities for youth & regular stop by visits.
- **Objective C 2.2:** Network with non-W&S funded Safe Havens for comprehensive programming.
- **Objective C 2.3:** Develop a volunteer program.
- **Objective C 2.4:** Develop partnerships with community organizations that can provide service/support for Safe Haven programs.

GOAL C 3: Develop a process to identify & outreach to at-risk middle school aged youth.

- **Objective C 3.1:** Maintain & develop referral systems with agencies/programs serving at-risk youth.

GOAL C 4: Reduce truancy at Cascade Middle School.

- **Objective C 4.1:** Identify & maintain contact with youth & families with school attendance problems.
- **Objective C 4.2:** Provide “wrap-around” problem solving & referral for truancy cases.
- **Objective C 4.3:** Provide education & support for parents/guardians with youth who have school attendance problems.

GOAL C 5: Increase awareness of early child abuse prevention & “readiness to learn” for Bethel children age 0-6 & their families.

- **Objective C 5.1:** Increase collaboration with community partners around promoting Success By Six initiative.

- **Objective C 5.2:** Promote diverse outreach & attendance for Bethel-based programs & activities that will improve parenting skills in families with children ages 0-6.

D. Neighborhood Restoration Component

GOAL D 1: Identify & assign community service projects for Bethel Teen Court; CAB; Parole & Probation; Bethel Neighborhood Associations; & Bethel School District Service Learning.

GOAL D 2: Support Bethel Area Neighborhood Associations to retain “active” status.

GOAL D 3: Provide opportunities & encourage proposals for Neighborhood Matching Grants.

GOAL D 4: Implement the 2nd Annual We Are Bethel Community Celebration, assuming 2002 1st year evaluation meets objectives.

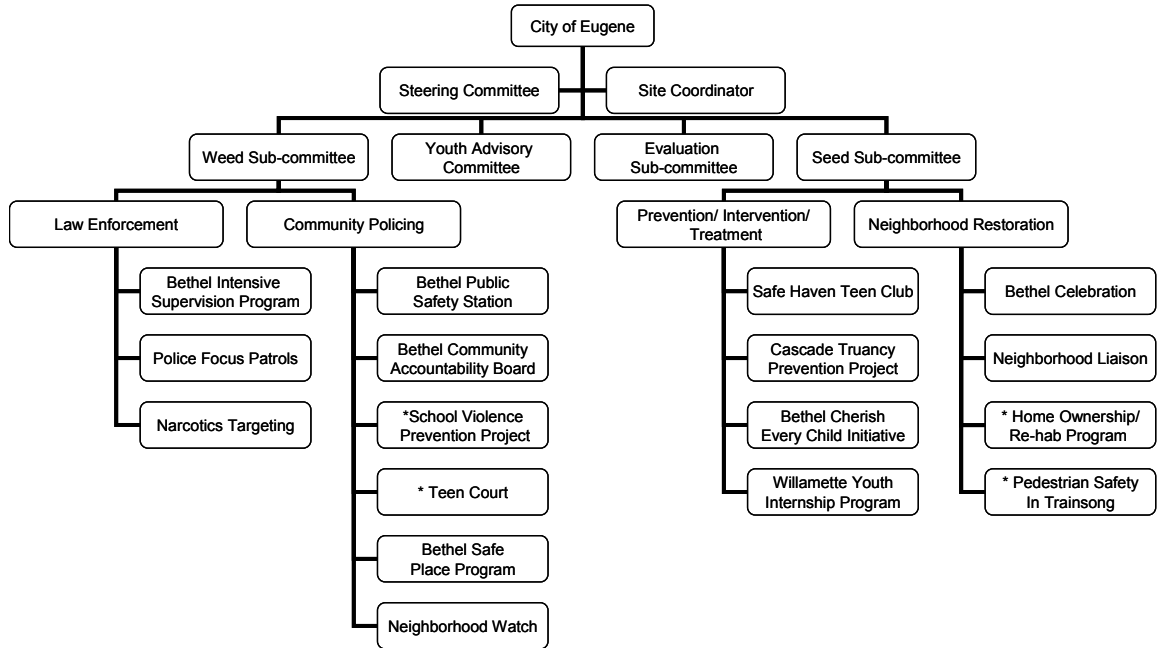
- **Objective D 4.1:** Conduct an evaluation of 2002 Celebration, including a community partner participation survey.

Initiative Organization and Management

Project Leadership

The Bethel Weed and Seed Initiative is a community partnership led by the City of Eugene and the U.S. Attorney’s Office. Figure 3-1 shows the organization of the Bethel Weed and Seed Initiative. The City of Eugene is at the top of the organization as the grant recipient and manager. Together, the Steering Committee and Site Coordinator oversee subcommittees responsible for the guidance of seed activities/program and weed activities/programs. Under the four categories of activity, Figure 3-1 highlights the programs, activities and partnerships supported by the Initiative. Each committee and program/activity is discussed in greater detail throughout the remainder of this chapter.

Figure 3-1: Bethel Weed and Seed Initiative, Organizational Structure



* indicates the programs that be implemented in year four

Source: Bethel Weed and Seed Initiative

Initiative Implementation

The implementation of the Initiative is governed by a number of procedures and requirements. These guidelines, such as budgetary and reporting requirements, are implemented by the Site Coordinator with assistance from the Steering Committee, and oversight from the City. The management of local organizational components of the Initiative is based on Initiative policies and procedures. These policies and procedures outline the following basic components of the Initiative:

- Purpose of organization;
- Steering Committee responsibilities;
- Committee membership composition and representation;
- Roles and responsibilities of committee officers and coordinator; and

- Monthly meeting requirements and voting procedure.

City Oversight

The Planning and Development Department of the City of Eugene received the grant from the Federal Department of Justice, Executive Office of Weed and Seed. City officials were crucial in securing initial grant funding and establishing a Steering Committee, but have since played a less active role in the Initiative. City-elected officials delegated site management to the Site Coordinator and the Steering Committee. Beth Bridges, City of Eugene Planning and Development Neighborhood Services, provides supervision to the Site Coordinator and is not involved in the day-to-day operation of the program. Her main role is to support the Site Coordinator with finding resources within the City and strategizing future development and program sustainability. She also designs and facilitates strategic planning sessions for Steering Committee.

Steering Committee

In conjunction with the Site Coordinator, the Initiative is directed by a diverse Steering Committee. The policies and procedures outline the need for representation by the following specific parties:

- A representative of the Office of the US Attorney;
- Residents of the targeted neighborhoods;
- Non-residents who own property, conduct business, or work in the targeted neighborhoods;
- Officials from City & County government;
- A representative from local law enforcement;
- A representative from the Bethel School District;
- A designee from each of the targeted City of Eugene chartered neighborhoods; and
- Representatives from community groups or providers of services in the targeted neighborhoods.

The Steering Committee is also expected to “make its best efforts to have representation and or seek consultation from” members of the faith community, student/youth community, senior citizen community, and communities of color.

The Committee is responsible for establishing the goals and objectives of the Initiative, managing and procuring resources, and collaborating with project partners. Specific duties entail:

- Share in the commitment to support community awareness and the development of the Initiative and its mission.
- Constitute the Initiative’s decision-making body.

- Manage the overall direction of the Initiative; establish and administer policies and procedures; develop strategy, goals and objectives; monitor strategy implementation; allocate funds; develop partnerships and programs; partake in evaluation and other aspects related to the Bethel Weed and Seed Initiative, all according to federal guidelines and City policy.
- Maintain the appropriate Steering Committee composition and recruit new members as needed.
- Elect officers and maintain these positions appropriately.
- Serve on Bethel Weed & Seed Subcommittees and Task Forces.
- Help coordinate, participate in and gather resources for activities and special events sponsored by the Initiative.
- Develop a sustainability plan for the Initiative and/or selected programs including the development of funds and other resources.
- Assist in public relations and marketing of the Initiative and give public presentations as needed.
- Provide in-kind goods and services and assist with fundraising.
- Regularly attend monthly meetings and notify Chair or Coordinator and provide any previously committed materials if absence is required.

The Steering Committee chairperson facilitates the committee meetings. The Site Coordinator develops the agenda.

Site Coordinator

Under the direction of the Steering Committee, the Site Coordinator handles the day-to-day operations of the Initiative. The Site Coordinator for the Bethel Weed and Seed Initiative is Lorna Flormoe. She was hired in January 2001. The Site Coordinator estimates her effort is distributed as follows:

- **Grant administration** – 45% - The Site Coordinator is responsible for administering the federal grant. She must track program progress and prepare Initiative status reports. She also develops and secures contracts with all program leaders.
- **Program Development/Management/Supervision** – 30% - The Site Coordinator is responsible for working with the leaders of the various programs to help them develop their programs and collaborate with other programs/activities in the Initiative. The program leaders are required to submit progress reports that help Lorna track the activities of the Initiative.
- **Community Organizing/Outreach/Networking** – 15% - The Site Coordinator, along with the Steering Committee, is responsible for increasing community awareness of the Initiative and its programs/activities. Lorna regularly attends two separate

neighborhood association meetings (Active Bethel Citizens and Trainsong Neighbors). She is fully committed to attending the meetings and supporting their neighborhood publications as well as facilitating dialogue with the City about neighborhood concerns.

- **Meeting Management** –10% - Although the Steering Committee chair leads the Steering Committee meetings, the Site Coordinator helps develop the agenda for each Steering Committee meeting. In addition to holding outreach meetings with various organizations, the Site Coordinator attends the Weed and Weed Subcommittees, the evaluation subcommittee, and the Youth Advisory Committee.

Weed Subcommittee

The Weed Subcommittee, consisting of representatives from the Steering Committee, “weed” program leaders, and other law enforcement officials meets quarterly to oversee and organize specific activities and programs that fall under the community policing and crime prevention components of the Initiative. Meetings are facilitated by the subcommittee chair and are generally held at the Eugene Police Department to facilitate better attendance. These meetings provide an opportunity for members to focus on “weed” related tasks and network with other programs and agencies.

Seed Subcommittee

The Seed Subcommittee, consisting of representatives from the Steering Committee, “seed” program leaders, and other social service providers meets quarterly to develop and implement a unified plan for collaboration for “seed” programs and activities. The seed subcommittee chair facilitates meetings. These meetings provide an opportunity for members to focus on “seed” related tasks and network with other programs and agencies.

Initiative Programs/Activities

The purpose of the Initiative is to build partnerships between residents, local businesses, schools, faith-based organizations, law enforcement, government officials, and social service agencies that will strengthen the Bethel community. The Initiative serves as a framework that supports these partnerships. Each year the Initiative has supported new programs, activities and partnerships. The Initiative offers direct financial support to some programs, which has allowed them to increase services to the area. For other programs and activities, the Initiative does not provide direct financial support, but does provide partnership development assistance. Figure 3-1 shows this Initiative evolution between 2001 and 2003.

The information in this section was derived from interviews with program leaders, the Site Coordinator, and the Sustainability Questionnaires completed by program leaders in winter 2003. This chapter does not provide a complete evaluation of each program. The purpose of this Year 3 evaluation is to address the Initiative as a whole, not each specific program/activity.

Figure 3-1. Initiative Evolution

	Programs/ Activities/ Partnerships	Year 1	Year 2	Year 3	Year 4
Law Enforcement	Intensive Supervision Program	Conceptualization and Program development*	Conceptualization and Program development/ Pilot program started*	Implemented	Continues*
	Police Focus Patrol	Conceptualization*	Implemented	Continued	Continues
	Narcotics Targeting*	Started to focus on drug issues*	Continued*	Continued*	Continues*
Community Policing	Public Safety Station	Public Safety Forum planning*	Series of Safety Forums held*	Public Safety tips published*	Information Distribution Continues*
			Safety Station opened at PeaceHealth	Safety Station Operated	Move to the new location at St. Vincent de Paul
	Bethel Community Accountability Board	Conceptualization and Program development*	Implemented	Continued	Continues without Initiative funding*
	School Violence Prevention Program			Program planning with school districts*	Implemented
	Bethel Teen Court	Developed Partnership*	Augmented Partnership*	Augmented Partnership*	Provided minimal funding & support
	Bethel Safe Place Program	Developed partnership with Station 7*	Implemented	Continued	Continues
Prevention/ Intervention/ Treatment	Neighborhood Watch			Trainsong Neighborhood watch implemented	Becomes a formal program (expand to East Bethel)
	Teen Club	Implemented at Petesen Barn	Implemented at Petersen Barn & Red Cross	Continued	Expanded & continues at Cascade Middle School and Petersen Barn
	Cascade Truancy Prevention Program		Implemented	Continued	Continues
	Bethel Cherish Every Child Initiative*	Program planning for United Way Success By Six Program*	Implemented*	Continued*	Continues*
Neighborhood Restoration	Willamette Youth Internship Program	Planning*	Implemented	Continued	Continues
	Bethel Celebration	Planning*	1st celebration implemented	2nd celebration implemented	3rd celebration will be implemented
	Neighborhood Liaison*	Implemented*	Continued*	Continued*	Continues*
	Home Ownership/ Re-hab Program*			Planning*	Implemented*
	Pedestrian Safety in Trainsong*			Planning*	Implemented*
	Total Number of Programs/Activities/ Partnerships	11	14	14	17

* No direct funding from the Bethel Weed and Seed Initiative

Weed Activities

Law Enforcement Component

Bethel Intensive Supervision Program

The Intensive Supervision Program is a joint program between Lane County Parole and Probation and the Eugene Police Department. The goal of the program is two-fold: (1) to protect Bethel residents from high risk offenders; and (2) to reduce recidivism of people convicted of crimes by monitoring high-risk offenders through increased and coordinated contact with them. Parole officers, who work with high-risk offenders,¹⁰ inform the police about where the offenders live and what they are involved with. With this knowledge, the police can increase their supervision of the offenders. In addition, through the Police Focus Patrol program police officers accompany the parole officers on their home visits, thereby increasing the safety of the visit and allowing the police to look for suspicious behaviors. Moreover, the visits let the offenders know that they are under “intensive supervision” ; as a result, they are less likely to recidivate. This program is especially needed in Bethel, because although Bethel comprises 6% of Lane County’s population, it accounts for more than 8% of the county’s parole and probation clients (over 250 people)¹¹.

Key Partners

The key partners for this program are the Lane County Parole & Probation Board, the Eugene Police Department (EPD), and the District Attorney’s Office.

Actions to Date

The program has evolved since its inception. It first began as a joint effort between Police, Parole and Probation, and social service agencies in Bethel. The goal was to use the case management approach and have the three agencies discuss the cases in person. This approach was very labor intensive and did not work well because of the required staff time. Thus, the program changed to only focus on collaboration between police and parole officers and to provide intensive supervision of high-risk offenders.

In 2003, the Initiative helped the program acquire radios to improve communication during home visits between parole officers and the police. One radio was funded by the Initiative while two were acquired through a telecommunication grant fund. An increase, from one to three, parole officers working on this program has been crucial as well.

¹⁰ High-risk offenders refer to those who have convicted of serious criminal behavior including crimes against other people such as sex offenders, assaults and domestic violence.

¹¹ Bethel Weed and Seed Six Months Report

Table 3-1. Intensive Supervision Program Activity Statistics, 2002

Number of hrs of joint patrol	204
Number of high-risk clients contacted	23
Total number of contacts	114
Number of arrests for parole violations	36

Source: Year 4 W&S Grant Application

Program Strengths

- The coordination between police officers and parole officers has allowed the parole officers to identify the high-risk offenders for the police and assist them with searches. This leads to increased safety within the area.
- The Bethel Public Safety Station provides a place where informal information exchange occurs between police officers and patrol officers, thus strengthening their collaboration.
- The newly acquired radios that were provided, through the help of the Initiative, increased the safety of parole officers and increase coordination between the police and the parole officers.

Program Challenges

- Because of increased pressure from the police and parole officers, some high-risk offenders abscond. This is not necessarily a negative result for the Bethel area; however, it makes it difficult to track the offender and may place the problem in another community.
- It is hard to coordinate home visits and searches with police because the police department is understaffed. The police can get paid overtime to work with the parole officers but the parole officers do not get paid overtime; they receive compensation time for the work that they do over and above their normal responsibilities. Paying the police for overtime work is very expensive.
- Each parole officer handles a heavy load of cases due to the current lack of staff. The current parole officers have about 100 cases right now and are extremely busy.
- The current Bethel Public Safety Station is very small and the parole officers need more space. The move to the new location in the Saint Vincent DePaul building will alleviate this challenge.

- The new radios will be a huge help for the program; more communication equipment may be needed such as cell phones.

Program Sustainability

- The program leader is very aware of the sustainability issues with this program. She is looking for money from other grants, including national grants, to help with program sustainability. Money is needed to fund the patrol and parole officers.
- The new Public Safety Station will be an asset to this program, as it will provide more space for the parole and police officers.

Program Outreach

Public outreach is not a primary concern of this program. Currently, this program relies on the Initiative for program outreach about the program. On one level, limited community awareness of this program is good, as the program relies somewhat on the element of surprise for the success of their work. On the other hand, the community may feel safer if they know about this program.

Police Focus Patrols

This program was originally called the Focus and Bike Patrols with the intention of increasing police patrol in the area through bike and car patrol. This program grew out of community concerns about crime in the Bethel area, particularly drug-related crimes and juvenile crime. However, the bike patrol element never came to fruition because of logistical difficulties. The EPD has very few trained bike officers. Furthermore, there was not storage space for bikes in the Bethel area and transport from downtown police station was difficult. The new Safety Station will have space for bike storage.

In this program, police officers patrol the area following a prescribed route instead of responding to calls. The patrol officers sometimes stop by the Safe Haven Teen Club and other places where youth spend time such as parks and schools to monitor what is happening and become more of a presence in the area. The Initiative provides funding for the overtime police hours needed to accomplish the focus patrols.

Another element of the Focus Patrols is working with the Intensive Supervision Collaborative. Police on the focus patrols accompany parole officers on home visits of high-risk offenders. This collaboration is beneficial because many times clients do not expect the police officers during the home visits and illegal activity is discovered.

Key Partners

The Eugene Police Department, Bethel Public Safety Station, and Lane County Parole and Probation.

Actions to Date

The Focus Patrol program has concentrated on three primary issues: (1) drug activities; (2) juvenile related issues; (3) and high-risk offender supervision. In the year 2002, Police Focus Patrols spent:

- 1,920 hours on narcotics enforcement
- 5,520 hours on juvenile issues
- 204 hours on high-risk offenders

The Weed and Seed Initiative only paid for 152 hours of focus patrol time in 2001-2002 and approximately 300 hours in 2002-2003.

Strengths

- This program is directly responding to the community's concern about juvenile delinquency, drug activity, and high-risk offenders, all of which arose during the public safety forums.
- The Initiative developed measurements specifically for the Bethel and Trainsong neighborhoods to track Focus Patrol activity level. This will help the community have a better idea of what types of crime are happening and where they occur.
- By participating in the Focus Patrol program, police officers have become familiar with the Bethel area. Their increased familiarity with the area may help them better serve Bethel if they ever patrol the area again.

Challenges

- A small portion of this program (1%) is staffed by police working overtime. The charge for overtime work is much more than for normal work responsibilities.
- Because the police sign-up for this patrol on their overtime, there is little consistency of police personnel. Some of the police officers who participate in the patrol are not familiar with the area.
- The program requires administrative time to develop the patrol route and track police officer activity. This is not a hindrance; rather, it is a reality of the program.

Sustainability

- According to the program leader, the Focus Patrols are not sustainable. They are extremely expensive and the current police department is experiencing a staffing shortage. Sustaining the Bethel Public Safety Station is a priority.

- If the program continues, finding other funding options will be necessary. Sometimes businesses will pay for focused patrols in their area to provide heightened security; however, according to the Eugene Police Department Sustainability Questionnaire, “this does not appear to be a viable option for the Weed and Seed target area due to the overall size of the area officers would be responsible for.”

Outreach/ Partnerships

Eugene Police Department publishes and disseminates neighborhood safety information and tips to neighborhoods throughout the city; however, EPD does not do anything to increase awareness of the focus patrols. The program is included in outreach materials that the Initiative distributes.

Narcotics Targeting

This program is run through the Interagency Narcotics Enforcement Team (INET) in conjunction with EDP to enhance narcotics enforcement. The Initiative encourages EPD to put special effort into the narcotics issues as well as facilitating cooperation between INET and EPD. The Initiative has also encouraged and facilitated resident reporting of neighborhood narcotics manufacturing and trafficking.

Key Partners

Interagency Narcotics Enforcement Team (INET), Eugene Police Department (EPD)

Actions to Date

- The Initiative developed a reporting mechanism for drug-related statistics in the Bethel area.
- EPD has been focusing their attention on the Trainsong area in terms of narcotics activities.
- Responding to the Initiative’s request, EPD created crime density maps that show levels of drug manufacturing/ trafficking and contributing factors.
- The Initiative developed a user-friendly brochure to assist community residents with addressing neighborhood drug activities and dispersed them through the Public Safety Station and other social service agencies.
- Drug related calls for service for 2002 have been estimated at 240. The tracking system for drug related calls for service is under development.

Strengths

- This program is directly responding to the community’s concern about drug activities.

- The Initiative developed measurements specifically for the Bethel and Trainsong neighborhoods to track activity level.
- The Initiative encourages community reporting on drug activities by distributing brochures.

Challenges

- There are peer and social pressures to not report crimes/drug use.

Sustainability

- The Initiative currently gives only a small amount of money to this program. When Initiative funding ends, this program is anticipated to continue without modification.

Community Policing Component

Bethel Public Safety Station

The Bethel Public Safety Station is the key component of the community policing effort. The purpose of the Bethel Public Safety Station is to increase the police presence within the Bethel area and provide opportunities for increased police/ resident interaction. The station serves as a place where community members can report crime and obtain public safety information. It also serves as a hub for police and parole activity in the area. Volunteers assist with outreach and operations.

Between March 2001 and December 2003 the station was located in a small space in the Barger PeaceHealth facility at 4010 Ariel Way. This space was too small to meet the needs of the Station and had poor community visibility. During 2003, the Initiative developed a partnership with St. Vincent DePaul and secured space for the Station in their newly expanded building on Highway 99 near Royal Avenue. This partnership resulted in a free 10-year lease for the Station, which tremendously increases the sustainability of this program. The new location will provide more space for volunteers and staff, better community visibility, and a location that is the heart of the community's high crime area. The Station is expected to open in the middle of January 2004 at its new location.

The following services are provided at the current station: filing of crime and accident reports; assistance with parking and abandoned vehicle problems; home safety inspections; information and service referrals for public safety; a location for parole and probation client visits; and various presentations and information service on issues ranging from identity theft, senior citizen safety and Neighborhood Watch/ Neighbor to Neighbor activity.

Key Partners

The Eugene Police Department, District Attorney's Office, Lane County's Parole and Probation Board, PeaceHealth and St. Vincent de Paul's.

Actions to Date

Measurable outcomes for the station are listed in Table 3-3. In 2002, the Station Community Service Officer became a full time position, and is funded by the Initiative. The increased FTE improved the quality and quantity of services in the station. Service hours have been consistent since the opening of the Station (20-30 hours a week) with a small increase of two more hours in year three, compared with year two. Volunteer hours decreased in the first half of 2003 due to the instability of the Station location. During this time, the Station focused on preparing for the move to the new location instead of increasing and supporting volunteers.

Table 3-3. Bethel Public Safety Station Statistics, 2001-2003

	Jan-June, 01	July-Dec, 01	Jan-June, 02	July-Dec, 02	Jan-June, 03
Number of visits	N/A	262	343	870	1238
Number of calls	N/A			493	593
Community Service Officer	0 FTE	.5 FTE	.5 FTE	1 FTE	1 FTE
Volunteer hours	N/A		306	226	125

Source: W&S Six Months Progress Report

Strengths

- The Station provides increased police presence in the area.
- The Bethel Public Safety Station facilitates community policing activities in the Bethel area. Through co-locating programs in the Station, informal networking and interactions occur thereby increasing collaboration. The Station also promotes community accessibility to the police.
- The new station location is an example of the benefits of leveraging resources through collaboration.
- The Community Service Officer at the Station is a key asset. She provides consistency at the Station and has an understanding about community needs that allows her to better respond to the community needs.
- Active recruitment of volunteers and interns encourage community involvement in the Station.

Challenges

- Detailed outcome measurements need to be developed so that quantifiable data can be collected. This data can be used for outreach and future grant proposals.
- There has been a lack of staff to reach the full operation.
- The station manager faces difficulty in finding experienced volunteers to work with drug addicts, the transient population, and the Latino population.

Sustainability

- Through creating the partnership with St. Vincent DePaul, the Initiative made a huge step towards sustaining the Public Safety Station. The Site Coordinator hopes that the City will decide to allocate funds for the continuation of the Station after Initiative funding ends. According to the EPD Sustainability Questionnaire, “a change in Council goals or priorities for funding substations could also impact the ability to keep the station open on a full-time basis.”
- The Site Coordinator thinks that a strong station at the new location with increased community support will help to gain the City’s willingness to allocate funds for the Station.
- Identifying other funding stream, hopefully in the community, will help the Station create a solid foundation. Obtaining business owners support is a strategy that has been successful at other Police substations.

Outreach

Currently, the Station relies on street signage and articles in the newspapers to inform the community about its services and location. In addition, the Initiative includes information about the Station in its outreach efforts. The Station has had its information booth at community events, such as We Are Bethel Celebration.

Bethel Community Accountability Board (CAB)

The Bethel Community Accountability Board is administered by the non-profit organization Community Mediation Services. The goal of the Bethel Community Accountability Board is “to create a safer, respect-driven community by weeding out negative behaviors related to crime and violence, and seeding in communication-intensive models for resolving conflicts, thereby providing a support network to meet the needs of victims and reintegrate offenders into the community.” The program received money from the Initiative between 2001 and March 2004.

The Bethel CAB is a pilot program for Community Mediation Services. The original intent of the program was for community members to participate in facilitated dialogue with offenders and victims of Bethel-related crimes to

discuss offenses, address impacts, and determine accountability plans to repair harms. It was hoped that Lane County's Parole and Probation and the District Attorney's office would refer cases to CAB; however, both these agencies found it difficult to find appropriate case for referral. Therefore, CAB has changed its focus to concentrate on "front end" cases referred by the municipal court, juvenile corrections, local businesses and schools. After the Initiative Steering Committee decided to end Initiative funding to the program, CAB staff developed a transition plan for the time between September 1, 2003 and March 15, 2004, the time in which their funding will run out.

Key Partners

The District Attorney's office, Lane County Parole and Probation Board and Community Mediation Services (CMS), Municipal Court, Juvenile Corrections, Bethel schools, and Bethel businesses. The Housing Authority and Community Service Agency of Lane County has been a key partner by providing office and meeting space to BCAB at minimal cost.

Actions to Date

One of the objectives of the CAB is "to allow community members to play a significant role in local justice processes". Twenty-two Bethel residents (including 6 Teen Court members) served as volunteers for CAB. Another objective of the program was "to implement an alternative model in which offenders would be effectively held accountable". According to the Bethel CAB Final Overview Report, those offenders who completed their agreements had a much lower recidivism rate.

- Recidivism rate for those who completed their agreements – 1 of 13 (8%)
- Recidivism rate for those who did not complete their agreements – 4 of 5 (80%)

In addition to working with offenders, the volunteers and staff of the Bethel CAB have developed organizational materials for the program including protocols, administrative forms, and training manuals. All of this work organizational work will aid the program in the future.

Strengths

- The program provides conflict resolution services to the community.
- The program has evolved from its original structure to better meet the needs and resources in the community. The Site Coordinator believes that the program will be more successful working with the schools instead of relying on referrals from the District Attorney's office or Parole and Probation.
- The CMS will have a presence at the Bethel Public Safety Station. This will be an asset to the area.
- CAB has created a group of committed volunteers.

Challenges

- According to the Bethel CAB Final Overview Report, “the restorative justice dialogue process was not well suited to deal with issues of chronic non-compliance.”
- The District Attorney’s Office and Parole and Probation did not refer many cases due to staffing changes and the low number of cases that met the criteria.
- Funding from the Bethel Weed and Seed Initiative will end in March 2004.

Sustainability

- The staff created a transition plan that will provide them guidance on sustaining themselves after Initiative money ends and they reduced staff and trained a group of volunteers to perform operational tasks.
- The CAB modified its approach to get cases in order to achieve their organizational goals.

Outreach

A new poster was put up in Bethel in Spring 2003 to raise general awareness of the program. CAB also uses flyers adapted for businesses, brochures, and articles in community newsletters to increase community awareness of the program. The program also relies on liaisons within the school system and word of mouth to increase program awareness.

Bethel Safe Place Program

This program works with Looking Glass Station 7, a shelter service for homeless and runaway youth in the Bethel area. The shelter provides places for youth to go when facing family crisis or other problems. Program services include transportation to safe place locations, educational outreach programs, a crisis phone line, family counseling and referral to other community resources. Project Safe Place is present in Eugene, Springfield, and Bethel. Money from the Initiative helps fund the services in the Bethel area.

The program leaders put strong emphasis on assistance and counseling for suicide and depression. The primary goal of the suicide prevention is to ensure that youth are aware of places to go where help is available 24-hours a day, seven days a week, both in situations of physical threat or during crisis situations that might lead to suicide. Youth are also given the opportunity to participate in workshops on how to recognize signs of depression or suicidal impulses in themselves and their friends.

Key Partners

Looking Glass Station 7 is the key partner for this program. The program also relies on a network of businesses and transportation services that can offer temporary haven for threatened youth until counselors can intervene. The program also works in conjunction with the Bethel School District, the Eugene Police Department, Eugene Fire Stations and Oregon Health Division. Lane Transit District (LTD) provides transportation.

Actions to Date

According to the Station 7 survey results,¹² between 84% and 88% of the youth who received the suicide prevention program stated that they were more likely to tell an adult if a friend seemed suicidal, were able to name three warning signs of depression and suicidal impulses, and were able to name at least three places where help is available around the clock.

Strengths

- The program provides both intervention and prevention services for youth. The program leader feels that it has been very effective with predators in the area and with suicide prevention.
- Being a nonprofit organization in this community for a long time, this agency has high organizational capacity, such as reporting system, outreach channel, a pool of volunteers, and committed employees.

Challenges

- Outreach efforts need to be expanded for suicide prevention in order to respond to the need.
- The collaboration with the school district needs to be expanded. More assistance and acceptance from them would help the program reach its goals.
- Connections to other Initiative programs could be improved.

Sustainability

- The program is trying to expand the funding stream, especially for suicide prevention.
- Gaining stronger collaboration with the school district will help sustain this program.
- According to the program director in the Sustainability Questionnaire, "it is expected that Safe Place will continue when funding from Bethel Weed and Seed ends."

¹² The result was extracted from Weed and Seed Six Month Report written by the Site Coordinator

Neighbor to Neighbor (Neighborhood Watch) Program / National Night Out

The Neighborhood Watch Program is an effort that has been in existence for more than thirty years in cities and counties across the U.S. It provides a unique infrastructure that brings together local officials, law enforcement, and residents to pursue public safety. The Weed and Seed Initiative understands that the active participation of neighborhood residents is a critical element in community safety. Active participation increases a willingness to look out for suspicious activity in their neighborhoods, and report these suspicious activities to law enforcement and to each other.

National Night Out is one of the Neighborhood Watch programs, which is also common in other communities throughout the U.S. The purpose of National Night Out is to: (1) raise awareness around crime and drug prevention; (2) generate support and participation in local anti-crime efforts; (3) strengthen neighborhood spirit and police-community relations; and (4) send a message to criminals letting them know neighborhoods are organizing and fighting back. The activities include parade, information booths, and meeting with neighbors and police officers.

Key Partners

Community members themselves are the key partners for this program, as well as volunteers who work with the program through the Bethel Public Safety Station. The Eugene Police Department is also a key partner in establishing the program and providing guidelines.

Actions to Date

This program was started in year three as a pilot project in the Trainsong area. The Initiative will assist the program to expand to East Bethel in year four. Future plans for this program also include trainings in conflict resolution, mediation and parenting.

With the assistance of the Community Service Officer, there are three residents-based neighborhood watch groups in the Trainsong neighborhood working towards their area's specific public safety issues:

- One apartment complex (Roosevelt Garden) is working on family violence issues
- One group has planned a National Night Out event in the park to increase park safety
- One resident group is focusing on neighborhood drug dealing on their block

The Roosevelt Garden group has progressed through the facilitation process and is much more advanced than other efforts. This is attributed to the fact that the issues and area are well defined, many partners are involved, and significant resident interest/ leadership exists. The Trainsong National Night Out was successful in year 3, and will continue in year four with support from the Trainsong Neighborhood Association and the Police Department.

Strengths

- National Night Out increases general awareness about crime prevention among residents.
- Feelings of safety increase by increasing neighbor-to-neighbor communication.
- This program helps create community pride and develops a solid foundation of public safety.
- Neighbors looking out for each other is an inexpensive way to reduce crime.

Challenges

- It is difficult to develop sustained engagement of neighbors to create program continuity in areas of low homeownership.

Sustainability

- The loss of the Weed and Seed funding will not have significant impact on this program. According to the EPD Sustainability Questionnaire, Neighborhood Watch is part of the basic community policing services, which can be sustained by existing staff and resources.

Outreach/ Partners

The Eugene Police Department has established a web site to provide further information about Neighborhood Watch programs, and is working with the community to continue to plan National Night Out events.

The program leader is planning to strengthen the relationship with other programs within the Initiative, such as the Bethel Public Safety Station and Safe Place program.

Seed Activities

Prevention/Intervention/Treatment Component

Safe Haven Teen Club

The Safe Haven program intends to provide a non-school hours drop-in program for Bethel youth. Started as a free service, the Safe Haven Teen Club is now fee based with a sliding scale scholarship. Annual membership fee is very modest (\$20), and can be reduced for youth who are eligible for free or reduced lunch. Activities within this program include life skills classes, community service opportunities, mentoring and recreation, especially for youth ages 11-16. Referrals can be made through this program for assistance in computers, job training, truancy prevention, homework help, youth crisis seminars, and better contact with the Eugene Police

Department. Teen Club has youth interns to mentor and help with activities.

Key Partners

There is an extensive list of partners in this program, key partners include Bethel School District, Laidlaw, USDA, University of Oregon, Willamette High School, Best for Kids Project, and City of Eugene Youth Recreation Services.

Actions to Date

In year one of the Initiative, Safe Haven Teen Club began at Petersen Barn and in year two the Red Cross location was added to better serve the youth in the Trainsong area. Being across the Highway 99 corridor, youth in this area had difficulty reaching Petersen Barn without a means of transportation. Although the Red Cross building is not an optimal location, this Safe Haven provided significant amount of services for youth in Trainsong. In fall 2003, the Initiative developed a partnership with the Bethel School District, the City of Eugene Youth Recreation Services, and the BEST for kids Project to develop Club Bethel, an after school program for youth grades 3-12 at Cascade Middle School. The Safe Haven Teen Club is now part of Club Bethel. There will still be Teen Club on Friday night at Petersen Barn. Special transportation is provided for Trainsong youth.

Safe Haven Teen Club also provides activities during the summer for youth. Some activities were made available for the entire family to facilitate more interaction between children and adults.

In 2002, City of Eugene, Library, Recreation and Cultural Services Department administered a youth inventory survey. The survey has three purposes: (1) to know the effectiveness of the services, (2) to identify risk factors among youth, and (3) to review the design of the service. The top four risk factors identified in the survey included alcohol/ drug exposure, lack of healthy adult relationship, violent behavior, and lack of school connection. Table 3-4 shows the number of youth served at the two Safe Haven locations supported by the Initiative between 2001-2003. During year 3 the Initiative worked with other Bethel agencies to develop Club Bethel, a youth service providing activities to children. Club Bethel is located at Cascade Middle School.

Table 3-4. Youth Participation in Safe Haven Teen Club, 2001-2003

	Jan-June, 01	July-Dec, 01	Jan-June, 02	July-Dec, 02	Jan-June, 03
Red Cross	N/A	N/A		11/ night	11/ night
Petersen Barn	N/A	36/ night	40/ night*	32/ night	32/ night

* This number includes the number of youth who participated in the pilot project of Red Cross on May and June

Source: W&S Six Months Progress Report

Strengths

- This program provides youth with safe and enriching places to go during non-school hours. Many of the participants in the Teen Club focus groups stated that the main reason that they participated in Teen Club was for something to do outside of school. They also value their interactions with the Teen Club staff, as they are good role models.
- According to the Site Coordinator, there were few after school services for youth in the Bethel area before Teen Club was established. In the Public Safety Forums youth needs were identified as an area of concern. In addition, many Community Survey respondents indicated that youth lacked activities in the area.
- The new Club Bethel collaboration is a wonderful example of leveraging resources through partnerships to increase capacity.

Challenges

- Many of the challenges that faced the Safe Haven Teen Club at the Petersen Barn and Red Cross locations have been alleviated by the transition to Cascade Middle School. Both of the former locations were not ideal for an after school program for young people – they lacked a gymnasium and ample space for appropriate programming.
- According to the Teen Club Sustainability Questionnaire, demand for after school youth services will increase significantly, because the BEST and 5A's programs reach the end of their funding cycles in December 2003.
- With the move to Cascade Middle School, it will be important to continue to meet the special needs of the Trainsong neighborhood youth, such as transportation. Special transportation will be provided to all Trainsong youth to go to Cascade Middle School.

Sustainability

- The new Club Bethel model will help with program sustainability. The collaboration will allow the various agencies to leverage resources that they would not be able to do operating independently.

Cascade Truancy Prevention Project

This program aims to reduce truancy and improve student attendance at Cascade Middle School. This program conducts home visits, and provides counseling, cooperative problem solving, referrals and parent training for youth that have attendance problems. In addition, program staff track and maintain daily records for student attendance.

The program also refers students to the network of Safe Haven programs both in cases of crisis and also to help facilitate family support, homework help and to improve positive youth development.

Key Partners

The Cascade Middle School administration and staff are key partners, as are all Safe Haven partners. The program has worked closely with the Bethel Community Accountability Board on many issues.

Actions to Date

The program has undertaken many outreach efforts at parent conferences, incentive lunches and the We Are Bethel Celebration, letting both parents and students know about the kind of services available to them. The financial contribution of the Initiative has augmented the schools efforts. Some of the additional services Cascade Middle School has been able to provide due to this additional funding include:

- A part time staff member to make home visits and parent/ family contacts
- Increased the number of school-home contacts – Number of family contacts made 406 (2002)
- Conducted truancy prevention sessions in school 353 times in 2002
- Provided monthly student incentives for individual students improving their attendance

Strengths

- According to the program leader, this program has the potential to make a big difference in the lives of students, not just in their education.
- This program focuses on prevention and tries to work with students to develop positive life skills.
- The program has developed community partnerships (i.e. Lane Education Service District and Community Accountability Board) that are beneficial to linking students and families to other agencies and generating program support.

Challenges

- Some students are hard to reach. More home visits are needed to build trust with parents and students.
- Oregon has no truancy laws, therefore it is hard to enforce school attendance

Sustainability

- Because it is mandated by the state, tracking and maintaining daily record of student's attendance will continue regardless of support from the Initiative.
- Allocating extra staff time or providing monthly student incentives will be reduced without funding from Weed and Seed. Program leaders identified in their Sustainability Questionnaire that there may be other funding sources available to the program but they would have to be researched more fully. No clear steps have been made toward securing program sustainability.

Outreach

The program relies on word of mouth, incentive lunches, parent conferences, and the We Are Bethel Celebration for outreach opportunities.

Bethel Cherish Every Child Initiative

This initiative works in conjunction with the United Way and its Success by Six Initiative, with the focus being on providing parents with support networks and training in early childhood development with the goal of preventing child abuse and neglect. This includes relief parenting, snack programs, family support resources and education programs. The program and its services have been offered in Spanish and English. The Initiative does not provide any direct money to this program.

Key Partners

This program is in collaboration with United Way, the Bethel Village Family Center and the Bethel Family Net, which is partnership between Lane County Services to Family & Children, Looking Glass Station 7, Safe Havens, Birth to Three and WomenSpace.

Actions to Date

A social service resource guide has been developed as well as distributed to forty-eight local organizations and businesses, and is available to parents/residents at several locations. Training has been offered to local community leaders so that they can facilitate parenting classes in their neighborhood. A Community forum on child abuse also took place. A help line has also been established so that callers can get information about services and resources to help with parenting.

Strengths

- According to the program leader, the program has implemented a good public awareness campaign, which includes a new help line.
- This program has a strong pool of leaders focusing on reducing child abuse and neglect.

- The program has provided Spanish bi-lingual services, which is appropriate for the community's demographic characteristic.

Challenges

- There needs to be more organizational management around communication flow.
- It is difficult to organize residents that are part of a transient population.
- More services need to be provided in Spanish in response to the growing Latino population.

Sustainability

- The sustainability of this initiative is unclear. The leaders have not identified steps towards sustainability.
- According to the program leader, one approach to increase community support would be to make more contacts with community leaders so that they would help spread the word about the initiative.

Willamette Youth Intern Program

This program gives students at Willamette High School actual job experience and opportunities to serve their community through internships. Students wishing to earn their Certificate of Advanced Mastery (CAM) must complete an internship. Earning a CAM is currently an option but will be a requirement in 2007. This new requirement will put even more urgency on finding appropriate sites for students to learn and demonstrate their abilities. The Youth Internship Program uses Weed and Seed funding to pay the interns a small stipend to work within Weed and Seed Initiative programs.

Key Partners

Willamette high school, Bethel Public Safety Station, Safe Haven Teen Club, Teen Court, Youth Advisory Council, and We Are Bethel Community Celebration are partners.

Actions to Date

This program has placed high school interns in five different programs within the Initiative: Teen Club, Teen Court, We Are Bethel Community Celebration, Youth Advisory Council, and the Bethel Public Safety Station (Table 3-5). At this time the internships are paid positions; however, when the Initiative funding ends in year five, the positions will not be paid. Since high school students are required to take community service credits, the shift from paid to unpaid will not likely have a significant impact on recruiting high school students. The program leader is looking for more internship sites for participants

Table 3-5. Youth Intern Placement

Programs/ Activities	1st Year	2nd Year	3rd Year
Teen Club	N/A	4	2
Teen Court	N/A	1	1
Celebration	N/A	1	1
Youth Advisory Committee	N/A	1	1
Public Safety Station	N/A	0	1
Total		7	6

Source: Weed and Seed Initiative

Strengths

- The internship provides an excellent educational and vocational experience for high school students. The work experience also helps improve self-esteem and competency.
- The internship promotes community agencies working with young people and learning from their perspective.
- The program leader has begun to develop a network of potential sites and is developing administrative protocol for the program.

Challenges

- Sometimes high school students working with the Internship Program do not have perfect follow through.
- According to the program leader, it is sometimes difficult to pick the right youth for the placements.

Sustainability

- Without funding from the Initiative, the interns will not to be paid for their work. However, this is not likely to affect internship recruitment.
- The program leader is also seeking more sites and contacts for placements.

Outreach/ Partners

This program is always seeking new partners so that it can increase its placement services. Students find out about the program through the schools. Other outreach efforts include information on the newsletters and web site through Neighborhood Associations.

Neighborhood Restoration Component

We Are Bethel Celebration

The We Are Bethel Celebration is held at the Petersen Barn Community Center in either May or June. The Celebration provides a venue for strengthening community identity, fostering increased neighbor-to-neighbor communication and spotlighting community resources. At the Celebration, neighborhood groups, public safety and social service agencies, civic groups and neighborhood leaders provide information and resources to residents in a positive, friendly environment. All Initiative partners have interactive booths that engage residents in dialogue about community issues. In addition to information booths, there is food, games and entertainment for all ages.

Key Partners

The whole community is a partner in this program. Key partners include the Eugene Police Department, the Neighborhood Associations, the Bethel School District, Eugene Public Library Bethel Branch, which belongs to the Bethel Branch Library, Recreation, Cultural Services Department of the City of Eugene.

Actions to Date

The Initiative has implemented the annual celebration over the past two years, in 2002 and 2003. Both years of the Celebration have been considered a success. Approximately 2,500-3,000 residents attended the Celebration in 2002 and 2003. The Celebration Coordinator helps the Initiative Site Coordinator organize the Celebration. Many volunteers are utilized from the community through various community service groups. A youth intern and the Youth Advisory Council help with general administration and the planning process.

For the past two years, the Initiative covered less than 30 % of total Celebration costs (Table 3-6). The major items covered by the Initiative include staff salary, mailed flyer, and purchase of event items. Public supports come from Bethel School District, City of Eugene Recreation and Cultural Services, and Bethel Branch Library. Private donations have been used for items in the raffle drawing, food and drinks for volunteers, and entertainment. The private donations also include the estimated wages of volunteers.

Table 3-6. We Are Bethel Celebration Support

	2002		2003	
	Contribution	Percent	Contribution	Percent
W&S	\$17,591	38%	\$13,691	27%
Bethel Schools	\$2,350	5%	\$2,360	9%
Bethel Branch Library	\$1,450	3%	\$2,116	4%
City of Eugene Recreation	\$1,230	3%	\$7,340	15%
Other Sources	\$26,534	54%	\$24,871	49%
Total	\$49,155		\$50,378	

Source: Weed and Seed Initiative

Strengths

- The Celebration is a true community event in which residents, social services, business owners, and city staff work together to create a positive celebration for the community in which all types of people can interact.
- The Celebration provides a great outreach opportunity for programs affiliated with the Initiative and other social services and city departments.
- Many community members recognize and attend the We Are Bethel Celebration. Of the programs within the Initiative, Community Survey respondents recognized this program/activity more than any other program affiliated with the Initiative.

Challenges

- Although the business community does participate in the Celebration, more partnerships with this group can be established.
- Mailing the flyer about the Celebration is very costly.
- Outreach targeted to the Spanish speaking population could be expanded.
- The Celebration Coordinator rotates each year. According to the current Coordinator, a consistent Celebration Coordinator would ensure smooth management and organization.

Sustainability

- By year five, when the Initiative funding cycle ends, it is hoped that the Celebration will be self-sufficient.
- The Initiative hopes to develop a business recruitment strategy to create a funding stream for post-Initiative. Mini grants from Walmart and Target are being looked into.

Outreach/ Partners

The program leaders try to make sure that youth and the Latino population are informed about the Celebration. They utilize the relationship with Teen Club, Latino social service agencies, and Bethel School District to distribute information about the celebration. Also, City of Eugene' s recreation guide includes the information of the Celebration.

Neighborhood Liaison

This program/activity is meant to provide support for neighborhood associations throughout the City of Eugene, by assigning city staff to act as a liaison for neighborhood associations. This program can act as a conduit for resource opportunities for grass roots-based community improvement projects, through matching grants and other resources.

Currently, the Initiative site encompasses two different neighborhood associations: Active Bethel Citizens and Trainsong Neighbors neighborhood associations. The Site Coordinator attends all the neighborhood association meetings and acts as a liaison between the associations and the City. The Site Coordinator helps the associations with meetings, organization, and resource identification.

Key Partners

Key partners are the two neighborhood associations in Bethel and the Neighborhoods Services of the City of Eugene, Planning & Development Department, Community Development Division.

Actions to Date

The Site Coordinator has encouraged community applications to the City Neighborhood Matching Grants (NMG) program. Since the beginning of the Initiative, the Site Coordinator helped a total of five NMG project to be implemented.

- Trainsong Park Improvements (2002)
- Willihi Streetspace Improvements (2002)
- Echo Hollow School Beacons (2002)
- Barger School Beacons (2001)
- Danebo Elementary Fitness Recreation Track (2001)

Strengths

- The Neighborhood Liaison acts as a conduit between the neighborhood associations and the City. This is especially important in this area where some people feel that the City has forgotten about them, as expressed in the Trainsong Focus Group.

- The Site Coordinator can hear, collect, and bring the voice of community to the City about not only crime/ safety issues, but also broader community issues, such as air pollution and road maintenance.
- This program empowers residents by informing them about what resources and services are available to them through the City.

Challenges

- Being a support role, the Neighborhood Liaison does not have direct responsibility to resolve neighborhood issues.
- The NMG program was not funded in Fiscal Year 2003

Sustainability

- After the Initiative ends in the Bethel area, both Neighborhood Associations will be served the same as other neighborhood associations in Eugene by existing Neighborhood Service staff.

Chapter 4

Perceptions of the Community

This chapter summarizes community attitudes and perceptions of the Bethel community. The summary is a synthesis of the findings from a number of evaluation tools including surveys, focus groups, and personal interviews. The synthesis provides a general overview of the major outcomes, but is not intended to detail the specifics of each evaluation tool. Major outcomes include the responses and perceptions that carried the support of multiple respondents. While these often had considerable group support, they are not necessarily the majority opinion or representative of the entire Bethel community. When appropriate, CPW compared the evaluation findings with results from the Bethel Scoping Project Survey¹³ administered in 1998. More detailed descriptions of the methodologies and findings for each of the above data collection strategies can be found in the appendices of this report. Community perceptions of the Bethel Weed and Seed Initiative can be found in Chapter 6: Findings and Recommendations.

Methodology

CPW conducted two community surveys, a series of focus groups and supplemental phone interviews with a variety of Bethel's residents and community leaders. In each instance, participants were asked to respond to questions regarding the neighborhood area, crime and safety, and the Bethel Weed and Seed Initiative. Information for this chapter came from:

- Survey responses from 101 We Are Bethel Celebration participants (Bethel Celebration Survey)
- 205 completed survey responses from randomly selected Bethel residents (Community Survey)
- Focus group with Youth Advisory Council members (YAC Focus Group)
- Focus group of Teen Club participants (Teen Club Focus Group)
- Focus group with residents who have previously participated in the Initiative (Participating Residents Focus Group)
- Focus group with residents who have not previously participated in the Initiative (Non-participating Residents Focus Group)

¹³ 407 residents completed telephone survey, and there were 82 tabloid surveys returned. The tabloid survey was carried on a local news paper, the Eugene Register-Guard.

- Focus group with members of Bethel community organizations (Community Organizations Focus Group)
- Focus group with Trainsong neighborhood residents (Trainsong Focus Group)
- Focus group with Bethel senior citizens (Senior Citizen Focus Group)
- Phone and in-person interviews with retail and hotel business owners (Business Community Interviews)
- Phone and in-person interviews with Latino residents (Latino Community Interviews)
- Phone interviews with School Councilors (School Councilor Interviews)
- Phone interviews with Steering Committee members (Steering Committee Phone Interviews)
- Phone interviews with leaders of Initiative programs (Program Leaders Phone Interviews)
- Phone interviews with Government and Community partners (Government and Community Partner Interviews)

Perception of the Bethel Community

Community members who participated in the surveys, focus groups, and personal interviews were all asked to provide their general opinions of the Bethel area. Responses indicated a range of attitudes toward neighborhood identity, community strengths, and challenges and opportunities facing the community. Most respondents noted that Bethel is a very diverse area with characteristics varying by location within neighborhoods. Overall, most respondents believed that Bethel faces challenges associated with poverty and crime, but the area is continuing to improve.

Neighborhood Identity

- **The Bethel area has a diverse identity.** A number of community members felt that the Bethel community lacks a cohesive identity due to its large size, continued growth, and culturally and economically diverse population. However, many respondents thought that Bethel's diversity was a unique strength, and added to the overall identity of the neighborhood. Growth was cited as a factor that is rapidly changing Bethel's identity.
- **Sense of community varies among community members.** According to the Community Survey (Q-2), 46 % of respondents indicated that they felt either a very strong or moderately strong sense of community. On the other hand, 38 % of the respondents indicated their sense of community is either weak or very weak. Respondents in the Bethel Celebration Survey had a stronger sense

of community than respondents to the Community Survey. The majority (84%) of Celebration Survey respondents felt that there was either a moderately strong (59%) or very strong (25%) sense of community in Bethel. It is uncertain if community members that already have a high sense of community come to the Celebration, or if the Celebration helps build sense of community.

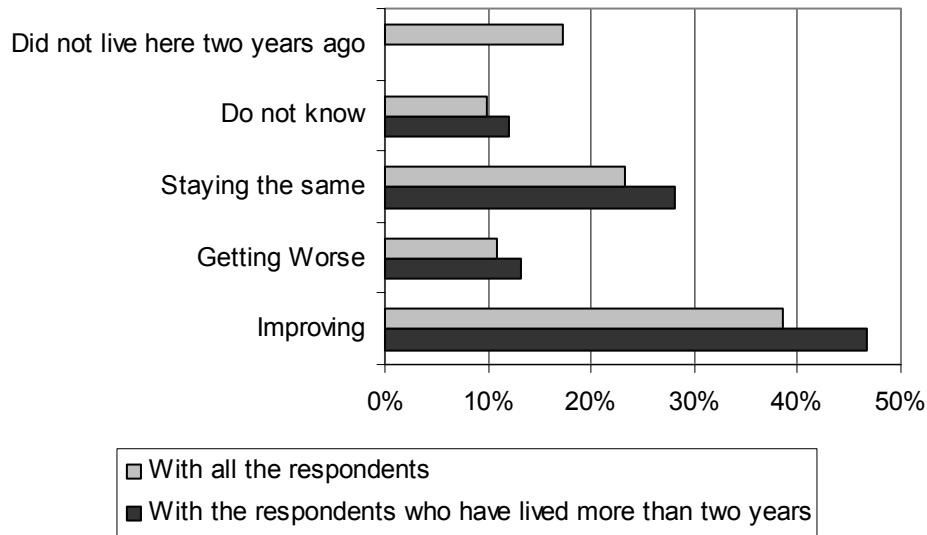
- **There are distinct sub-areas in Bethel, with unique strengths and challenges.** Community members often noted that there is not one community identity for Bethel; rather, there are a number of distinct, cohesive communities or “pockets” varying from block to block. Some small areas within neighborhoods experience high levels of crime or have rundown housing while others have much nicer homes and low levels of crime. Many community members believed that sense of community is strong among the sub-areas. This perception was most heavily represented by the Participating Residents and Trainsong focus groups.
- **Community members feel Bethel is isolated from Eugene.** Some respondents felt that the City has not provided Bethel with the same level of resources and services as the rest of Eugene. Participants in the Community Organizations Focus Group suggested that there was a separation between Bethel and the rest of Eugene; most notable is that Bethel has its own school district. Some participants in the Trainsong Focus Group described their neighborhood as the “other side of the tracks”.

Community Strengths

- **Bethel’s growth may present more economic opportunities for the area.** Most respondents agreed that Bethel is growing rapidly. According to some focus group participants, one positive element of growth is that it might boost new economic opportunities in the area. When asked to describe the Bethel community in general and as a place to do business, Business Community Interview respondents generally had positive comments. Most of the respondents agreed that Bethel was a good place to do business. The YAC Focus Group participants and household survey participants felt that the area is constantly changing and growing with new housing and new jobs.
- **Bethel community members are key assets.** According to the Community Survey (Q-3), when asked what the respondents like most about their neighborhood, more than a quarter of the total respondents mentioned friendly neighbors or people in the community. Positive comments about neighbors were frequently mentioned in the series of focus groups.
- **Conditions are improving in Bethel.** Most focus group and interview participants felt that the Bethel community is improving. Results from Q-3 and Q-5 of the Community Survey indicated that

the largest percentage of respondents felt that the Bethel community is improving in general, 39 % of the total respondents, and 47 % of the respondents who have lived in Bethel more than two years indicated they felt improvement in the community (Figure 4-1). According to the Bethel Celebration Survey, over half the respondents felt conditions in the area were generally improving (53 %). This percentage is constant with the results of the Scoping Survey in 1998. In this survey, 43% of the telephone survey participants and 54 % of tabloid survey participants indicated that they felt the Bethel-Danebo area had been improving.

Figure 4-1. Residents’ Perception of Community Improvement



Source: Bethel Community Survey, Community Service Center (June 2003)

Community Challenges

While respondents had generally positive perceptions of the Bethel community, they did identify a number of issues that they perceived pose problems or concerns.

- Crime is considered a community issue.** The Community Survey asked the respondents to give a rated response to issues or problems in the Bethel community on a five-point scale of agreement from “strongly agree” to “strongly disagree” and “not sure”. The most frequently cited community problems were general crime, drug related crimes, and quality of life crimes with more than 50 % of the respondents indicating, “strongly agree” or “agree”. Many focus group participants commented that crime and safety issues are localized to specific pockets within neighborhoods. This topic will be discussed more in the Crime and Safety section of this chapter.

- **Drug activity is a community concern.** According to Teen Club Focus Group participants, drugs are the biggest issue facing teens in the Bethel community. Drug activity was also identified as a community concern in the Participating Residents Focus Group, Non-participating Residents Focus Group, Community Organizations Focus Group, and Trainsong Focus Group, as well as the Business Community Interviews.
- **There is a need for more youth services in the area.** Forty-two % of the Community Survey respondents indicated that they agreed or strongly agreed that a lack of activities for youth ages 13 to 18 is a problem. This percent has increased by 15% compared to the Bethel Scoping Survey in 1998, in which 33% of telephone survey respondents indicated that recreation services for kids 13 to 18 was “too little”. Many participants in the Program Leaders interviews felt that lack of adequate activities for youth was one of the main causes of juvenile crime in Bethel.
- **Lack of economic opportunities is recognized as a challenge for the area.** Approximately 50 % of the Community Survey respondents indicated that they agree or strongly agree that a lack of economic opportunities is a problem in the area. Participants in the Community Survey, Latino Interviews, Government and Community Interviews, School Counselor Interviews, Trainsong Focus Group, Steering Committee Interviews and Program Leader Interviews indicated that poverty or unemployment were issues facing some people in the area. There was a fairly strong consensus among those participants that poverty causes crime in the area.
- **Community survey respondents dislike traffic.** The most frequently listed thing that Community Survey respondents like least about their neighborhood is traffic; however, this issue did not come up repeatedly in the focus groups or phone interviews. Some of the Community Survey participants thought that infrastructure adjustments needed to be conducted in the area to lessen traffic created by the growing population in newly developed residential sites.
- **Community involvement is difficult.** More than half of the Community Survey respondents (55.8 %) were not aware of the Bethel area’s neighborhood associations. This percent is slightly more than the data from the Scoping Survey in which 51% of telephone survey respondents noted that they were not aware of the neighborhood associations. The latest city-wide community survey also shows comparable results: 54% said that they were not aware of the neighborhood associations. When asked if the Community Survey respondents had heard about any community gatherings over the past two years, 74% of the respondents said “yes”. However, 63% of the total respondents, or 85% of those who had heard about the gathering, stated that they had not attended any community meetings or activities although they had heard about them. Many

focus group and interview respondents commented that it is difficult to mobilize and involve residents in community activities. This difficulty is directly related to the stresses of apathy, poverty and unemployment.

Crime and Safety

Levels of crime and public safety are important issues to Bethel community members and the Weed and Seed Initiative. Perceptions of the level of safety in the Bethel community vary greatly, with some people feeling very safe in the community while others feel very unsafe.

- **Most survey respondents and many focus group respondents feel safe in Bethel.** According to Community Survey results (Q-7, 8, 17), more than 85% of the total respondents stated that they felt safe or very safe in the Bethel community, while about 12 % said they felt unsafe or very unsafe. There was not a statistically significant difference between where the respondents lived (West Bethel or East Bethel/Trainsong) and their feelings of safety. Response patterns were similar for the Bethel Celebration Survey; the majority (91%) reported feeling either very or moderately safe in their neighborhoods. Teen Club Focus Group participants commented that they felt relatively safe in the Bethel community. On a scale from 1 to 10 (1 being unsafe and 10 being safe), the average for the group was 7.3. Generally, the participants in the following focus groups reported feeling safe in their community - Participating Residents Focus Group, Non-participating Residents Focus Group, and Community Organizations. According to the Business Interviews, the majority of businesses reported that they felt safe doing business in the area; however, they did acknowledge that there are a variety of issues that face businesses including burglary, vandalism, drinking, drug use, car break-ins, shoplifting, loitering, robberies involving weapons, and arson.
- **Certain areas of Bethel are perceived as less safe than others.** Although, according to the Community Survey, there is not a greater likelihood of respondents who live in West Bethel to feel more or less safe than respondents who live in East Bethel and Trainsong, there was a perception among focus group participants that crime and safety issues are localized to specific areas within Bethel. Trainsong and East Bethel area along Highway 99 were the areas most frequently identified as unsafe. According to the YAC Focus Group participants, the physical environment in Trainsong contributes to the lack of safety in the neighborhood, particularly areas without sidewalks and public lighting. Participants in the Trainsong Focus Group had different perceptions of safety issues depending on where they lived within Trainsong. In the Latino Community Interviews, the majority of respondents, many of whom live in the East Bethel area, didn't feel safe in their neighborhoods, especially at night. Robbery was one of the most frequently mentioned concerns for this

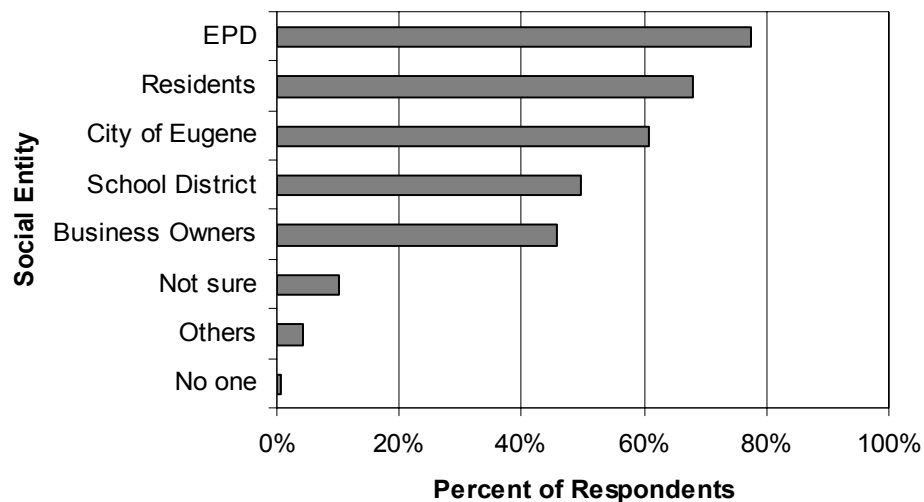
group of people. The participants in the Non-participating Residents Focus Group, Trainsong Focus Group, and Hotel Business Owners Interviews expressed concern for the overall condition of the Trainsong neighborhood; specifically the hotels on the east side of Hwy. 99 were considered centers of drug activity. Participants of the Participating Residents Focus Group also stated that safety and upkeep varies block to block within neighborhoods.

- **The level of safety is generally perceived to have remained the same for the past two years.** When asked if the Bethel community had become safer over the past two years, (41.7 %) of the Community Survey respondents said it remained the same. About the same percent of respondents indicated that they felt more safe (16.6 %) and less safe (15.6 %) in the past two years. Thirty-one percent of respondents to the Bethel Celebration Survey indicated that Bethel has become more safe in the past two years, while slightly fewer (28 %) indicated that it has stayed the same. However, all of the program leaders that commented on the question of whether Bethel’s public safety is improving agreed that they have experienced/witnessed safety improvements in the community. Examples included: the presence of a police officer at the schools, more youth using “safe places” to get away from dangerous situations, and increased involvement in prevention programs such as Red Cross programs, Teen Club and the Bethel Celebration.
- **Residents appreciate the presence of police in Bethel.** The majority of participants agreed the police presence helps them feel safe and they perceive that it reduces crime. According to the Community Survey (Q-9) almost 60 % of respondents indicated that they see police “sometimes” patrolling their neighborhood. Respondents from East Bethel and Trainsong neighborhood indicated seeing police more frequently than residents in West Bethel. Slightly more than 80 % of the non-west Bethel residents (East Bethel and Trainsong combined) indicated that they see police either “often” or “sometimes”. However, approximately 40 % of the Community Survey respondents indicated that they agreed or strongly agreed that law enforcement presence could be improved for the Bethel community.
- **Residents see room for improvements in police services.** Many focus group participants indicated that they would like to see police officers come out from the car and have personal interactions with residents. Some participants in the Participating Residents Focus Group, Trainsong Focus Group, and Survey felt that the police do not always interact in a positive way with local adults and children. The majority of the Trainsong participants felt that police should be friendlier to the residents instead of treating everybody as suspects. Business Community Interview respondents would like increased weekend patrols. In the Bethel Scoping Survey, 39 % of the phone survey respondents expressed that Bethel had “too little”

neighborhood-based police service. Roughly the same of Community Survey respondents (36%) indicated that Bethel had “too little” neighborhood-based police service.

- **Community Survey respondents are interested in a balance of law enforcement and prevention.** According to results from Q-14 of the Community Survey, when asked how they would budget \$100 for law enforcement and crime prevention services, respondents indicated that 50 % of resources (50 dollars) should go to law enforcement, and the same amount (50 dollars) should go to crime prevention.
- **Community members identified the police and residents as the key actors to prevent crime.** Figure 4-6 shows responses to Q-16 of the Community Survey, asking who should work to promote crime prevention in the Bethel community. Results indicate that most respondents felt the Eugene Police Department should be working to reduce crime. Between 40% and 70% of respondents also felt this responsibility is shared with other groups including neighborhood residents, the City of Eugene as a whole, the School District, and business owners. Some participants in the various focus groups and Community Survey suggested that increasing neighbor interaction promotes safety in a cost effective manner.

Figure 4-6. Who Should Work to Promote Crime Prevention?



Source: Bethel Community Survey, Community Service Center (June 2003)

- **Collaboration within the community is a necessity for crime prevention.** Overall, the response patterns suggest the community feels crime prevention should incorporate multiple groups working to

reduce crime, similar to the approach taken by the Weed and Seed Initiative.

Chapter 5

Initiative Progress

In the 2002 Interim Evaluation, CPW developed a series of recommendations for the Initiative to consider. Over the past year, the Initiative has been successful in implementing the majority of the recommendations. Below is a list of the recommendations and what was accomplished in the past year.

A. Sustainability

Ensure sustainability of key activities initiated by Bethel Weed and Seed by securing partner commitment and leadership.

Recommendation A-1: Develop an appropriate forum to encourage partner participation in long-range planning, such as a Sustainability Task Force or Subcommittee. Tailor meeting content and frequency to the time and energy constraints of the partners, the Site Coordinator and key officers.

Progress: In lieu of establishing an official task force or subcommittee, the Steering Committee, program leaders, and staff undertook a strategic planning process in winter 2003 to encourage themselves to start thinking about the future of the Weed and Seed Initiative programs. Two workshops were held in which participants identified Initiative priorities, strengths and weaknesses and discussed program sustainability. In the workshops, the Steering Committee made the tough decision to stop funding the Bethel Community Accountability Board. Through this action the Steering Committee demonstrated maturity and unified leadership.

As part of the strategic planning process, program leaders were asked to complete a Sustainability Questionnaire that identified their ideas about program sustainability and any plans that they may have to help sustain their program. However, when asked during phone interviews in summer 2003 about the two biggest steps they have planned to move their program towards sustainability, the majority of program leaders could not list steps that their program had taken towards sustainability.

One of the most positive steps toward program sustainability has been the partnership development between St. Vincent DePaul and the Initiative to secure a 10-year free lease for the Bethel Public Safety Station at the St. Vincent DePaul's Bethel location. This new site will allow the Station to expand, become more visible to the public, and operate in an economically sustainable way.

Evaluation: The strategic planning sessions were a useful and effective step in exploring the sustainability issue. The Initiative should continue to invest resources into pursuing sustainability. CPW recommends that the

Site Coordinator and Steering Committee focus initial efforts on key programs: the Bethel Public Safety Station, Safe Haven Teen Club, and the We Are Bethel Celebration.

Recommendation A-2: Involve City stakeholders in the promotion of program sustainability with key partners.

Progress: As part of the Sustainability Workshop, program leaders had to identify their partners, identify gaps in funding, and begin thinking about how they might sustain their program.

For the first three years of the Initiative, the Site Coordinator's salary was funded through the Initiative. However, in 2003 the City of Eugene began to fund the Site Coordinator's position. This was a visible demonstration of the City's support of the Initiative. The money that was once used for the Site Coordinator's salary will now be used to hire more staff for the Initiative. The newly hired staff will be specifically dedicated to work on sustainability issues, such as marketing/ outreach, fundraising, and volunteer system development.

Evaluation: This recommendation was ambiguous with respect to which stakeholders should be involved in promotion of program sustainability. The workshops were a valuable first step, but more can be done to engage stakeholders in sustainability issues. CPW recommends building from the programmatic sustainability discussions to develop a list of key stakeholders/partners at the program level. This list can be refined by identifying potential roles of each stakeholder in sustainability and then develop outreach strategies to engage each group.

Recommendation A-3: Focus limited resources and energies on achievable goals and objectives to be met by end of the grant. As part of a post-Initiative sustainability strategy, streamline the numerous goals and peripheral involvements of Weed and Seed to focus and build on a few successful programs. Market these programs heavily to partners to secure their sustainability.

Progress: The grant application for year 4 includes streamlined goals and objectives. The Initiative operated under 19 goals and 35 objectives in Year 3 and will operate under 13 goals and 20 objectives in Year 4. The Initiative has identified the most effective/most sustainable programs in which to concentrate effort so that they will continue after the formal Initiative dissolves. According to the Site Coordinator and the Steering Committee, these programs are the Bethel Public Safety Station, Safe Haven Teen Club, and the We Are Bethel Celebration.

Evaluation: The Initiative made significant progress towards this recommendation by focusing goals and objectives in the Year 4 work plan. The Initiative will continue to evolve throughout its life; goals and objectives should continue to be refined to address ongoing program evolution.

B. Recruitment and Participation

Increase recruitment of new Steering Committee members, targeting underrepresented community members and other non-governmental stakeholders.

Recommendation B-1: Define and prioritize recruitment needs.

Progress: The Initiative defined and prioritized recruitment needs for the Steering Committee. An Open House with the specific intention of recruiting new Steering Committee members was held in late 2002. Four new members were recruited, two of which were residents. Currently, the Steering Committee is comprised of 50% citizens; while it's policy and procedure require a minimum of 25%. However, almost half of the Steering Committee members identified community residents as a group underrepresented on the committee. A few Steering Committee members identified youth and the faith based community also as underrepresented. The business community and neighborhood associations were stated by one member as lacking representation.

Evaluation: The Initiative has made progress on this recommendation. Recruiting Steering Committee members, however, should be considered an ongoing process.

Recommendation B-2: Consider the use of a Recruitment Task Force or Subcommittee to develop specific recruitment strategies and meet the recruitment needs.

Progress: Because people on the Steering Committee did not want to have to be on another task force, the Steering Committee meetings were turned into work sessions where recruitment strategies are discussed. The Initiative did held an Open House from which the Initiative successfully recruited four new members.

Steering Committee turnover is an ongoing problem facing the Initiative. According to the Steering Committee Roles and Responsibilities, Steering Committee members are responsible for new member recruitment.

Evaluation: The Site Coordinator has made progress on Steering Committee recruitment. After completing this evaluation, CPW agrees that establishing a task force or subcommittee should be replaced by other recruitment strategies. Recruiting Steering Committee members, however, should be considered an ongoing process.

Recommendation B-3: Time and work commitments must be clarified to new Steering Committee members, possibly including a basic training or guidebook. Clarify participation expectations for both Steering Committee members as well as Initiative partners.

Progress: The Initiative created a Steering Committee binder for new members that explains the Initiative and the roles and responsibilities of

Committee members. New and veteran members have expressed gratitude for this element of their orientation process.

Evaluation: This recommendation has been fully implemented.

Recommendation B-4: Administrative and financial resources permitting, develop a volunteer management program, including a list of available Weed and Seed services/projects to be marketed to the community to increase participation.

Progress: Due to a lack of time and money, the Site Coordinator has not developed a volunteer management program. According to the Site Coordinator, it may be more appropriate for each program to have their own volunteer program that the program leader creates and monitors because most volunteers want to work with a specific program and not with the overall Initiative.

Evaluation: The Site Coordinator's suggestion is appropriate; managing volunteers can be a significant effort. Our evaluation is that the Site Coordinator's time is better spent on other components of the Initiative, such as information sharing through printed document and web publishing.

C. Weed Activities

Continue to solicit the commitment and involvement of federal and local law enforcement representatives with the ability to systematically affect Law Enforcement activity in the Bethel neighborhood. Strengthen the long-term relationship with these authorities in order to improve the effectiveness of the Law Enforcement efforts of the Initiative.

Recommendation C-1: Involve EPD officials in the appropriate forum in order to promote a sustainable relationship between EPD and the Bethel neighborhoods. Given the time and resource constraints of the targeted federal and local law enforcement officials, consider the development of an alternative forum, other than the Steering Committee or Weed Subcommittee, for the involvement of these authorities. Tailor meeting time, frequency, and objectives to these unique constraints.

Progress: The Site Coordinator has changed the chairperson, the meeting time and location of the Weed Subcommittee meetings to accommodate the schedules of police personnel. The meetings are now held in the morning at the Eugene Police Department. This has made it easier to get more police involved; however, there is still relatively low commitment from the EPD.

The Eugene Police Department has experienced a shortage in staff during the last year. Due to the shortage, the department has pulled back some of their special assignments, specifically the Rapid Deployment Unit and Area Coordinators. However, EPD continues to support the basic functions the area coordinator provides to the Bethel area.

Evaluation: The Site Coordinator has taken appropriate steps to promote the relationship between EPD and the Bethel Neighborhoods. Given municipal budget constraints, it is unlikely that EPD will obligate additional resources to the Bethel area. Such decisions are policy which is set by City Council with input from the Budget Committee and implemented by EPD management. Thus, CPW feels there is little more that the Site Coordinator can do to facilitate participation.

Recommendation C-2: Clarify what Weed and Seed needs from higher-ranking EPD staff, with the understanding that the EPD is understaffed and provides many in-kind administrative and financial services.

Progress: The Initiative experiences difficulty collaborating with the EPD because the police department is understaffed and cannot ensure sustained and consistent involvement with the Initiative.

Evaluation: This will be an ongoing issue, given current budget and staff constraints. Also, EPD has very structured system for decision-making, which sometimes delay collaboration. The Site Coordinator should continue to keep EPD management informed about Initiative activities and request resources as appropriate.

Recommendation C-3: Actively engage federal Weed and Seed representatives to address the lack of federal Law Enforcement participation in the Initiative. This communication with the US Attorney's Office should determine Bethel Weed and Seed's specific needs regarding federal representation, and establish a means through which this support will be gained.

Progress: It has been difficult for the Initiative to get representation from the Federal level. Instead of trying to find a Federal representative to participate in Steering Committee meetings or at the Subcommittee level, the Site Coordinator, with direction from the Oregon US Attorney's Office, changed the approach. Quarterly Oregon Weed and Seed meetings at the US Attorney's Office in Portland provide time for site updates with federal officials and for federal officials to offer input and resources. The federal engagement does not happen the way that is outlined in the Weed and Seed guidebook. However, the Site Coordinator, with the support of the Oregon US Attorney's Office, feels secure in the way this difficulty has been handled.

Evaluation: The Site Coordinator has taken appropriate steps to facilitate federal involvement. The Site Coordinator should continue to share appropriate information, such as meeting minutes, with the Oregon US Attorney's Office.

Recommendation C-4: Establish a Weed Subcommittee chairperson, other than the Site Coordinator, to take the lead on organizational aspects of subcommittee meetings.

Progress: Sandi Koubele, EPD, was appointed the chairperson for the Weed subcommittee.

Evaluation: This recommendation has been accomplished. However, additional work is needed to make the Weed Subcommittee more effective. The Weed Subcommittee should develop a 2004 action plan. The plan should link to the goals and activities and identify individuals to lead each effort. The action plan can then be used as a checklist to monitor progress.

D. Seed Activities

Establish a permanent infrastructure for the continuation and improvement of Seed activities.

Recommendation D-1: Formalize and institutionalize Seed Subcommittee activity. This includes the establishment of a Subcommittee chair and other officers and members, as well as regular meeting dates.

Progress: Galen Phipps, Looking Glass Youth Services, was appointed Seed Subcommittee chairperson. The Subcommittee meets quarterly and minutes are recorded. Because the members of the subcommittee are volunteers with other jobs, project progress is sometimes slower than expected.

Evaluation: Progress has been made on this recommendation. However, additional work is needed to make the Weed Subcommittee more effective. The Seed Subcommittee should develop a 2004 action plan. The plan should link to the goals and activities and identify individuals to lead each effort. The action plan can then be used as a checklist to monitor progress.

Recommendation D-2: Structure Seed Subcommittee organization to maintain a formal line of communication with the Weed Subcommittee in order to emphasize the interconnection and combination of “weed” and “seed” activities in program development in order to ensure balance.

Progress: The Initiative has not created a mechanism that ensures communication flow between the two subcommittees, such as mailing list, regular meetings, or exchange of meeting minutes. The “Weed” and “Seed” synergy happens at the Steering Committee meetings. During these meetings, participants update others as to subcommittee projects. The Initiative continues to work on creating a balance and increasing coordination between the two sides of the Initiative.

Evaluation: While much of the coordination between the Weed and Seed subcommittees can happen at the Steering Committee level, additional

work may be required if both Subcommittees begin functioning at a higher level. The level of effort can be monitored through each subcommittees action plan and the steps taken to implement the action plans. Involving the Weed and Seed chairs in the funding application would help each see the “big picture” .

Recommendation D-3: Build on the success of youth programming to promote more family involvement – partner activities for parents at the same time or along with current youth activities.

Progress: The Safe Haven Teen Club has been actively trying to involve parents in its programming. It sponsored a sailing program, an Open House this summer for youth and parents, and several parent dinner nights where the youth prepared dinner. Program leaders have noticed an increase in parent involvement.

Evaluation: Progress has been made on this recommendation. Fostering more parent involvement in the Safe Haven Teen Club should be an ongoing objective.

Chapter 6

Findings and Recommendations

The purpose of this evaluation is to assess the effectiveness of the Bethel Weed and Seed Initiative in meeting its stated goals for Year 3. It addresses both proximal and process outcomes. The scope of the Initiative and the data used in the evaluation limit our ability to link Initiative activities to high-level outcomes such as reduced crime rates. We identify these limitations where appropriate. The Bethel Weed and Seed Initiative Steering Committee and Site Coordinator can use the findings and recommendations of this evaluation to facilitate process and programmatic adjustments that will lead to more effective Initiative administration and implementation.

This chapter summarizes CPW's findings about the Initiative and recommendations. The findings and recommendations are organized into six categories: general, organizational, outreach and citizen participation, partnerships, sustainability, and programmatic (weed activities and seed activities). The letters and numbers in parentheses after major findings indicate the recommendation that pertains to the finding.

Findings

A. General

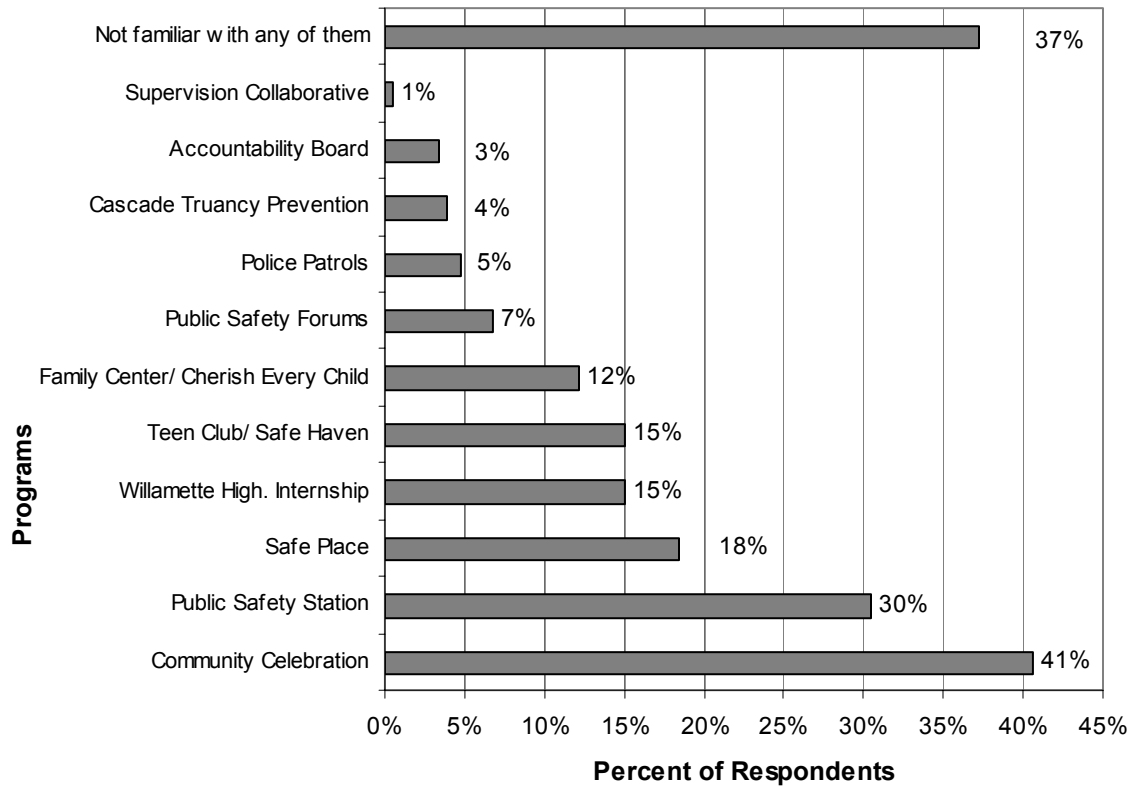
FA-1—The Initiative is evolving. The Bethel Weed and Seed Initiative has evolved and expanded during its first three years. As programs and activities are incorporated, the goals and objectives have been modified to reflect current vision and agency capability. The grant application for year 4 includes streamlined goals and objectives. The Initiative operated under 19 goals and 35 objectives in Year 3 and will operate under 13 goals and 20 objectives in Year 4. In each year of the Initiative, new partnerships and/or programs have been developed to expand the network of organizations working together to serve the Bethel area. *Related recommendations: RA-1*

FA-2—There is a lack of community awareness about the overall Initiative. Results from the focus groups and community survey suggest that individuals who are not directly involved in the Initiative have little awareness of its existence. While respondents noted familiarity with a few Initiative activities, there is little awareness amongst the general community that these are part of a larger Initiative. For example, results from the Community Survey indicated that less than 30% of the respondents had heard of the Initiative.

Additionally, over 60% of respondents to the Community Survey said they did not know enough about the Initiative to evaluate its effectiveness. This is not a surprising finding, as the Initiative does not concentrate on marketing the entire Initiative. Rather, the focus is on promoting specific programs. *Related recommendations: RA-3*

FA-3—There is greater awareness for specific Initiative programs. Respondents are more aware of specific programs and events such as the We Are Bethel Community Celebration, Safe Place Program, and Teen Club, than they are of the general Initiative (Figure 6-1). According to the Community Survey findings, although 70.6 % of the respondents indicated that they had not heard the name of the Initiative, 62.8 % of the respondents did recognize at least one of the programs supported or initiated by the Initiative with the We Are Bethel Celebration being the most well-known. Similarly, according to the Bethel Celebration Survey (Table 6-1), the We Are Bethel Celebration was the most commonly known program (72%) in the Initiative. Other commonly noted Weed and Seed programs were the Bethel Public Safety Station, Bethel Safe Place Program, the Teen Club, and the Willamette High School Youth Internship Program. *Related recommendations: RA-3*

**Figure 6-1. Familiarity with Initiative Programs/Activities:
Community Survey**



Source: Bethel Community Survey, Community Service Center (June 2003)

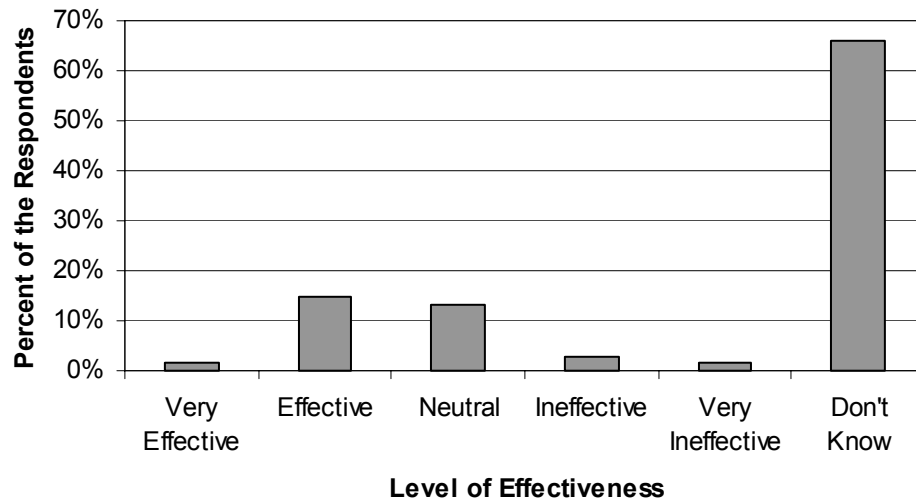
Table 6-1. Familiarity with Initiative Programs/Activities: Celebration Survey

Program	Percent of Respondents
We Are Bethel Community Celebration	72.3%
Bethel Safe Place Program, Looking Glass Station 7	39.6%
Teen Club, Safe Haven	33.7%
Bethel Public Safety Station, Eugene Police	28.7%
Willamette High School Youth Internship Program	27.7%
Police Bike and Focus Patrols	18.8%
Bethel Village Family Center/Bethel Cherish Every Child	18.8%
Bethel Intensive Supervision Collaborative	4.0%
Cascade Truancy Prevention Project	15.8%
Bethel Community Accountability Board	12.9%
Bethel Public Safety Forums	10.9%
I am not familiar with any of these programs	16.8%

Source: We Are Bethel Celebration Survey, Community Service Center. (June 2003)

FA-4—Community members who are aware of the Initiative generally believe it to be effective. More than half of the Community Survey respondents (66.2 %) did not have enough knowledge about the Initiative to assess its effectiveness. Of those people familiar with the Initiative, about 16 % of the respondents said the Initiative was either very effective or effective, while 4.4 % said the Initiative was either ineffective or very ineffective. Figure 6-2 shows responses from the Community Survey. A number of individuals in the Participating Residents Focus Group were highly complimentary of the Initiative. Moreover, YAC Focus Group and Teen Club Focus Group participants identified a number of positive elements about the programs that motivated their involvement in the Initiative. Individuals in the Community Organizations Focus Group generally agreed that the after school programs the Initiative supports are very helpful and are a great asset for the community. Program leaders felt that the collaborative nature of the Initiative, the opportunities for networking between agencies and programs; the ability to work with a specific area of town and work with young people; the commitment levels of agencies and staff; and the reliance on community participation were the unique elements of the Initiative. *Related recommendations: RA-2*

Figure 6-2. Effectiveness of the Weed and Seed Initiative



Source: Bethel Community Survey, Community Service Center (June 2003)

FA-5—The Safe Haven Teen Club, the We Are Bethel Celebration, and the Bethel Public Safety Station are the most important and most effective activities implemented by the Initiative. Almost all of the Steering Committee members listed all or a combination of the aforementioned programs as being the most important and most effective activities. The Site Coordinator also agrees that these are the programs that need to be focus on in the upcoming years. *Related recommendations: RA-2, RA-3*

B. Organizational Steering Committee

The Steering Committee works in conjunction with the Site Coordinator to provide leadership for the Initiative. They have a symbiotic relationship where the Site Coordinator gives them guidance and they give the Site Coordinator guidance. The Site Coordinator and the program leaders agreed that they work well with the committee and have not experienced any conflicts with them.

FB-1- Leadership and recruitment are issues. Like most committees that last for an extended time, the committee periodically changes membership. This presents a challenge for the unity of the group and for consistency in leadership. The committee Orientation Handbook has helped new and veteran members better understand their roles and responsibilities and the organizational structure of the Initiative. Currently, the Steering Committee is comprised of 50% citizens. However, almost half of the Steering Committee members

identified community residents as a group underrepresented on the committee. A few Steering Committee members identified youth and the faith based community also as underrepresented. The business community and neighborhood associations were stated by one member as lacking representation. It is important to realize that, when compared to other communities across the country, Eugene has a low rate of church/religious organization attendance. *Related recommendations:* RB-1

FB-2 - Commitment is an issue. The Steering Committee is effective despite limited engagement by many members. Some committee members and program leaders felt that the Steering Committee could be more actively involved and engaged in the Initiative. A few members felt that the meetings and the follow-up could be more effective. Suggestions included discussing all programs, keeping minutes more effectively and putting more emphasis on disseminating information about Initiative happenings to those members who could not attend the meeting, and allowing more time for dialogue before decisions are made. *Related recommendations:* RB-2, RE-4

Site Coordinator

FB-3: The administration of the Initiative is time intensive. As stated in the Interim Evaluation, the work of the Site Coordinator, Lorna Flormoe, is vital to the success of the program. She is the clear leader of the Initiative. Her organizational and management skills, as well as her devotion of time and energy, are tremendous assets. However, she spends more than half of her time with administrative operations of the Initiative and cannot focus on building partnerships and devote the time needed to explore program sustainability with program leaders and the Steering Committee. Currently, the Site Coordinator is spending approximately 35 % of her time on Grant administration, 35% on program development, management and supervision, 15 % on community organizing, outreach and networking, and 15 % on meeting management. *Related recommendations:* RB-3, RB-4, RD-5

FB-4: Local leadership needs to continue to emerge. Although the strong leadership of the Site Coordinator was an asset in the formative years of the Initiative, local leadership from program leaders and Steering Committee members must emerge in order to sustain activities. During the past year the Site Coordinator has made a conscious effort to develop local leadership through increased partnerships and delegating more responsibilities. She no longer acts as the chairperson for the subcommittee meetings and has given the chair of the Steering Committee more meeting management responsibilities. *Related recommendations:* RA-2, RB-2

Weed and Seed Subcommittees

FB-5: The subcommittees lack consistent and engaged participation. The weed and the seed subcommittee meetings allow

those individuals and agencies involved in “weed” and “seed” activities to network with one another and learn about different programs happening in the community. The change of location to the police station has helped raise attendance for the “weed” subcommittee. The election of the subcommittee chairs has helped instill local leadership into these groups. However, the committees do not have regular attendance from all participants and additional work will be required for both committees to begin functioning at a higher level. *Related recommendation:* RB-5

Youth Advisory Council

FB-6: The Youth Advisory Council is an important resource that could be better integrated into Initiative leadership. The Youth Advisory Council (YAC) plays an important role in the organizational structure of the Initiative. Like the Initiative subcommittees, it provides additional guidance to the Steering Committee and the Site Coordinator. The Council provides a vehicle for incorporating the youth perspective into Initiative decisions and provides young people with the valuable experience of participating in the development of their community. This is an innovative strategy that is not used by all Weed and Seed sites.

Although the YAC liaison is part of the Steering Committee, she has not participated in the Steering Committee meetings with consistency, thereby limiting the youth perspective on issues discussed. The current members of the YAC would like to have more youth involved in the committee to have new perspectives and additional energy. *Related recommendations:* RB-6

C. Outreach and Citizen Involvement

FC-7: Limited community involvement and participation in the Initiative is a key challenge. Many program leaders and Steering Committee members agreed that increasing participation in the various programs of the Initiative and involving residents in the Initiative at the organizational level is difficult. Because a portion of the population the Initiative is trying to reach is transient, it is difficult to mobilize this group of people and increase their participation in the Initiative. Citizen involvement is a challenge because many citizens are more concerned with day-to-day survival or are apathetic because they don't intend to stay in the area. Often residents will attend meetings and be ready with a number of ideas, but then no one will want to take responsibility for following up on the ideas. These weaknesses are not surprising, as involvement and participation are difficult challenges to most community-driven Initiatives.

Generally volunteers want to know exactly what is expected of them before they will commit to the program/agency. Last year, the Interim Evaluation made a recommendation to create an Initiative-wide volunteer pool if resources were available. According to the Site Coordinator, it may be more appropriate for each program to have their own volunteer program that they create and monitor because most

volunteers want to work with a specific program and not with the overall Initiative. This strategy is consistent with the finding that community residents have a much higher recognition of specific programs than the Initiative as a whole. *Related recommendations:* RC-1, RC-2

FC-8: Increased marketing and outreach of specific programs within the Initiative may increase citizen participation. Many focus group and interview participants agreed that citizen involvement is a challenge because many citizens are more concerned with day-to-day survival or are apathetic because they don't intend to stay in the area. Although this is the case, they thought that the Weed and Seed Initiative should try to work on increasing community involvement as much as possible. The Latino respondents indicated that outreach for the Initiative would need to include specific invitations to specific programs rather than generally publicizing the Initiative. Other outreach suggestions from evaluation participants included: more effective marketing, personal contact, periodic community forums, more activities such as the Bethel Celebration, presentations to groups such as Rotary or Lions Club, and media work. *Related recommendations:* RC-1, RC-2, RC-3

FC-9: Volunteers want to participate at the program level. According to Steering Committee members, more residents do not participate in the Initiative at the organizational level because of a felt lack of immediacy or saliency. Most volunteers want to participate in a certain program or work on a specific project with a concrete timeline that is directly applicable to their life.

Additionally, some program leaders, Steering Committee members, and focus group participants felt that the name "Weed and Seed" limits participation because people do not understand what it means. *Related recommendations:* RC-1, RC-3

D. Partnerships

FD-1: The Initiative has built strong partnerships. The Initiative has been successful at building strong partnerships with many agencies in the Bethel area and the City of Eugene. The majority of Steering Committee members, representing a variety of agencies affiliated with the Initiative, felt that the Initiative has helped build collaborative relationships between agencies and the community. The We Are Bethel Celebration has helped to establish some of these relationships by providing a forum for social service agencies, businesses, churches, and residents to gather and converse. *Related recommendation:* RD-1, RD-2, RD-3, RD-4

FD-2: Coordination of community resources is a key Initiative strength. The Initiative has been successful in its efforts to bringing additional resources and attention to the Bethel area. The clearest successes of the Initiative, as identified in the focus groups, surveys, and

interviews include developing cooperation between existing service groups, creating a number of new community activities, and increasing funding for activities in the Bethel community. Steering Committee members and Program Leaders, whom represent a number of partner agencies, felt that the Initiative has helped build collaborative relationships between agencies and the community. Specifically, the City of Eugene has begun to pay for the Site Coordinator's salary so that the Initiative will be able to pay for additional staff support. This financial commitment is a visible demonstration of the City's support of the Initiative. The creation of the new Bethel Public Safety Station at the St. Vincent DePaul building on Hwy. 99 is another example of a successful partnership that has facilitated an increase of services to the area. St. Vincent DePaul has given the Station a 10-year free lease in their prime location. *Related recommendation: RD-1, RD-2*

FD-3: Continuing to build partnerships is important. The Initiative leadership recognizes that it will be important to continue to develop partnerships to ensure program and activity sustainability. Existing partnerships that could be strengthened include the Bethel School District and the Eugene Police Department. New partnerships could be formed with the business and faith based community. Although partnerships are critical to the success of the Initiative, it was noted that the Initiative does require additional work from partner agencies. *Related recommendations: RD-1, RD-2, RD-3, RD-4*

E. Sustainability

FE-1: Ensuring program sustainability is a priority. One of the main goals of the Initiative is to create a collaborative structure of programs and activities that will continue after the federal Weed and Seed money ends. The first three years of the Bethel Initiative have been focused on program and partnership development; the focus of the next two years should be program refinement and sustainability. Findings from the Program Leader Interviews indicate that the major challenge that prevents the Initiative from sustaining, maintaining, and expanding successful programming is lack of funding. The Site Coordinator, Steering Committee members and program leaders have put considerable effort into identifying sustainability strategies for various programs. Two strategic planning workshops were conducted in 2003 as a valuable first step towards identifying key partners, funding gaps, and steps toward sustainability. During these workshops, participants identified priority programs to continue after the completion of the Initiative. The question of funding has not been solved and will need to be discussed in the upcoming years. *Related recommendations: RD-4, RE-1, RE-4*

FE-2: Program sustainability strategies vary between programs. The Steering Committee and program leaders participated in a sustainability workshop in March 2003. This was the first formal

workshop about sustainability. As part of the process, program leaders had to complete a worksheet where they indicated their sustainability strategy. They were asked to identify other funding sources that are available to support the program, other service provider options, and ways they will advocate for their program. This encouraged the program leaders to begin thinking through all the issues surrounding their program's longevity and allowed the Site Coordinator and the Steering Committee to gauge how well the program leader had thought through these important issues. The majority of the program leaders completed a Sustainability Questionnaire. However, when program leaders were asked in summer 2003 about steps they had taken toward program sustainability, many program leaders said that they did not know or indicated that they had not made much progress on their sustainability strategies. This suggests that more work needs to be done with program sustainability. The program leaders should initiate work in the area of sustainability.

Some programs, specifically the Teen Club and the Bethel Public Safety Station, have recently developed partnerships that will aid in their sustainability. The Teen Club has partnered with Bethel School District, 5A's, and City of Eugene to create "Club Bethel" - an after school program at Cascade Middle School. The Station will move into the St. Vincent DePaul building on Hwy. 99 where they have secured a 10-year free lease. Other programs that have made progress on sustainability include Looking Glass Safe Place Project, Neighbor-to-Neighbor Program, Neighborhood Watch, Bethel Celebration, Neighborhood Liaison, and Narcotics Targeting. *Related recommendations RE-2, RE-3*

Without receiving funds from the Initiative, some programs may not continue or may continue with program modifications. These include the Cascade Middle School Truancy Prevention Program, Bethel Community Accountability Board, Cherish Every Child Program, Bethel Intensive Supervision Collaborative, Police Focus Patrols, and Willamette High School Youth Internship Program.

F. Programmatic

Weed Activities

The weed activities/programs can be grouped into two components – law enforcement and community policing. The law enforcement component focuses on maintaining justice in the area through the Intensive Supervision Collaborative (ISC), the Focus Patrols and Narcotics Targeting. The ISC has created an effective collaboration between police and parole officers to target and work with high-risk offenders. The community policing element focuses on integrating the police efforts and crime prevention into the community.

FF-1: Enhanced community policing is desired. During the focus groups, many people commented that they want more community policing efforts because it is a positive way to address crime in the

neighborhood. Community policing can prevent crime and reduce the need for law enforcement resources. Almost all participants agreed that knowing your neighbors is one of the most important ways to prevent crime and improve community pride. *Related recommendations* RF-1, RF-2, RF-3

FF-2: The Bethel Public Safety Station is a key component to community policing and a success of the Initiative. The Bethel Danebo Neighborhood Scoping Report (2000) listed the need for a neighborhood police sub-station in its recommendations. The Bethel Public Safety Station allows the police to have more of a consistent presence in the area and it facilitates interaction and collaboration between programs and agencies that are located in the Station. Developing the partnership with St. Vincent DePaul was a major step towards securing sustainability of the Station. The move to the new location will enhance the effectiveness of the Station by increasing its visibility along Highway 99 and allowing the Station to have more space for volunteers and staff. The full-time station manager provides consistency and vision for the community policing element of the Initiative.

Only a small percent (approximately 10%) of the Community Survey and Bethel Celebration Survey respondents have visited the Bethel Public Safety Station; however, 30% of the Community Survey respondents were aware of the existence of the Safety Station. While many community members were unaware of the Bethel Public Safety Station, those who were aware of it or had visited it felt that it benefited the community. Steering Committee members listed the Station as one of the most important activities implemented by the Initiative. The Station was indicated by the majority of Program Leaders as a program specifically meeting the needs of the community. Most participants in the Business Community Interviews were unaware of the Station but when they were told about it, they felt it would contribute to the community. *Related recommendations:* RF-1, RF-2, RF-3

FF-3: The Police Department's lack of staff negatively impacts the Initiative. The main challenge facing the development and sustainability of weed activities is the police department. The police department, like many other City departments, is understaffed. The department must carefully and strategically allocate its limited resources across the entire City. *Related recommendations:* RF-2

FF-4: Community members desire more personal interactions with police. Many focus group participants mentioned that establishing a better relationship with the police would be something beneficial for the area. They want to see police get out of their cars and interact with the community. Participants in the Community Organizations Focus Group identified the following areas of need in the community: encourage more police interaction, increase police patrols, and focus on crime prevention. *Related recommendations:* RF-3

Seed Activities

The seed activities focus on prevention, intervention, and neighborhood restoration. Determining direct impacts of these programs is difficult because it is hard to isolate the cause and effect of prevention efforts on youth and families.

FF-5: Youth services are an important element of the Initiative.

Many of the seed programs respond to a direct community need - youth services. During the public safety forums, community members indicated that services for youth were a high priority in the area. The Initiative has been successful in including four youth programs in its structure. Repeatedly, during the evaluation process the Teen Club was listed as one of the most important programs in the Initiative. *Related recommendations* RF-4, RF-5

FF-6: The neighborhood restoration component has been too slow to develop. The neighborhood restoration component of the Initiative has been the most slowly developed; however the most popular activity within the Initiative, the We Are Bethel Celebration, is included in this grouping of programs and activities. The Celebration is a true collaborative event that brings together the community, social service agencies and the police to have fun together as well a learn from one another. In the Neighborhood Liaison program, the Site Coordinator serves as the neighborhood liaison and is committed to maintaining close ties with the Neighborhood Associations to help build upon what is already in place. The Trainsong Neighborhood Association is much more active than the Active Bethel Citizen Association. In addition to the Celebration and the Neighborhood Liaison program, two new programs/projects/activities will be implemented (Home Ownership/Rehab program and Pedestrian Safety in the Trainsong neighborhood) in year 4. *Related recommendations* RF-6, RF-7

Recommendations

A. General

- RA-1. Focus limited resources and energies on achievable goals and objectives to be met by end of the grant. Continue to reduce goals and objectives. Strive for eight to ten goals in year 5 that provide a clear focus for the last year of the Initiative. Set priorities for strategic program development, volunteer recruitment, and partnership develop.
- RA-2. Develop local leadership and community mobilization so that strategic Initiative efforts will be sustained.
- RA-3. Continue to concentrate on marketing/creating name recognition of specific programs within the Initiative and not the Initiative itself.

B. Organizational

- RB-1. Continue to strive for a diverse Steering Committee. Although the business and faith-based communities were identified as being underrepresented on the Steering Committee, it is unclear if serving on the Steering Committee would be the best fit for these groups.
- RB-2. Hold a Steering Committee “retreat” to set priorities and goals for Year 5. Provide time for reflection and team building processes. Possible topics to include would be: prioritizing recommendation items and assigning tasks to specific people and or groups; developing strategies to promote local leadership; and establishing priorities for program sustainability.
- RB-3. Hire more staff to assist the Site Coordinator with program tracking, marketing, fundraising, pilot volunteer management system development, and other day-to-day operations.
- RB-4. Update the output tracking system to reflect Initiative evolution that will help with grant writing, program management, and administrative functions.
- RB-5. Explore ways to help the subcommittees function to their maximum potential. The subcommittees need to develop a vision and mission for their group. A workplan with measurable outcomes for both the short and long term should be developed to increase committee effectiveness.
- RB-6. Develop a stronger link between the Youth Advisory Council and the Steering Committee. Strive for a consistent presence of the Youth Advisory Council on the Steering Committee.

C. Outreach/Citizen Involvement

- RC-1. Instead of creating an Initiative-wide volunteer pool, work with specific programs to create a volunteer recruitment, training and maintenance strategy. The Site Coordinator and staff should work with selected program managers to pilot a volunteer management program for specific programs.
- RC-2. Continue outreach efforts to local residents and community partners to participate in Initiative programs and help secure their sustainability.
- RC-3. Develop a targeted outreach strategy to Latino residents, new comers and youth in order to better tailor selected Weed and Seed programs.

D. Partnerships

- RD-1. Continue to build community partnerships around specific programs highlighting the We Are Bethel Celebration, Safe Haven Teen Club, and Bethel Public Safety Station.

- RD-2. Develop a business collaboration strategy. Identify key programs and activities that the business community can become involved with. Provide specific details about what is expected of them and how their involvement will benefit their business.
- RD-3. Continue to work as an intermediate function between neighborhood organizations and City of Eugene to facilitate dialogue and partnering.
- RD-4. Dedicate more of the Site Coordinator's and staff time to developing partnerships.

E. Sustainability

- RE-1. Continue to streamline the numerous goals and peripheral involvements of Weed and Seed to focus and build on a few successful programs. Focus energy on the Bethel Public Safety Station, Safe Haven Teen Club, and the We Are Bethel Celebration.
- RE-2. Building off of the sustainability questionnaire and workshop, work with Program Leaders to develop and implement sustainability strategies.
- RE-3. Coordinate City of Eugene, Bethel School District and other community stakeholders in the promotion of program sustainability. CPW recommends building from the programmatic sustainability discussions to develop a list of key stakeholders/partners at the program level. This list can be refined by identifying potential roles of each stakeholder in sustainability and then develop outreach strategies to engage each group.
- RE-4. Explore ideas for collaboration among the remaining programs after the Initiative ends.

F. Programmatic

- RF-1. Focus resources on the Bethel Public Safety Station, the Safe Haven Teen Club, and the We Are Bethel Celebration.
- RF-2. Negotiate what Weed and Seed needs from Eugene Police Department with what they can provide to the Initiative.
- RF-3. Continue to promote opportunities for EPD staff to positively engage with community members.
- RF-4. Continue to support youth programming that provides non-school hours activities and programs with emphasis on high-risk youth.
- RF-5. Build on the success of youth programming to promote more family involvement – partner activities for parents at the same time or along with current youth activities.
- RF-6. Continue to work with neighborhood organizations to maximize their effectiveness.

RF-7. Focus more time and resources on the neighborhood restoration component. Implement Home Ownership/Rehab program and Pedestrian Safety in the Trainsong neighborhood.

Appendix A

Community Household Survey Summary

As part of this evaluation, CPW surveyed Bethel households to better understand their perceptions about their community, especially safety issues, and the Bethel Weed and Seed Initiative. This appendix presents the results of the household survey. It begins with a discussion of the survey methodology and limitations and is followed by the survey results.

Methodology

CPW administered a mail survey of 1,500 randomly selected households in the Bethel community. Two hundred seven residents completed the survey, which corresponds to a 14 % response rate. To serve as an incentive for completing the survey, the respondent could enter his/her name into a raffle drawing for a \$25 gift certificate to BiMart.

CPW worked with the Site Coordinator and the Manager of Neighborhood Services for the City of Eugene to develop survey questions. In order to create some data overlap and consistency for the sake of comparison, some of the questions on the Weed and Seed Survey came from the City of Eugene Annual Community Survey and Bethel Danebo Neighborhood Scoping Report. The household survey consisted of five components: (1) general perception about the community; (2) safety issues in the community; (3) community services; (4) awareness of the Initiative; and (5) characteristics of respondents.

CPW used the Statistical Package for the Social Sciences (SPSS) and Microsoft Excel software programs to analyze the data using both frequency distribution and cross tabulations. Because three different areas in the Bethel community have different socio-economic characteristics, all variables were cross-tabulated with where the respondents live (Q-1). The results of the cross tabulation are discussed in this appendix only when the relationship between two variables was statistically significant.

Limitations

Data from the community household survey cannot be generalized to the entire population in the Bethel community. While the survey methodology was intended to gather a random sample of households, the low response rate (14%) suggests that non-response bias may exist, and that respondents

may not be representative of all households in the Bethel area. Thus, the results may represent the perceptions of certain types of residents more than other types of residents. To better understand how well the respondents were representative of the community, CPW compared respondent demographics with census data. This analysis showed that the average respondent was older than the area's average age, and there were more females than males in the sample. Also, the respondents had a slightly higher income level and a higher homeownership rate than the area's average household.

Survey Results

The results that follow are organized into four sections. Each set of findings is based on one or more survey questions. The results start with demographic information of the respondents. The rest of the sections include data regarding the general perception of the community, safety issues in the community, and perceptions of the Bethel Weed and Seed Initiative. The corresponding survey question numbers are provided so that readers can cross-reference the results with the survey instrument that is located at the end of this appendix.

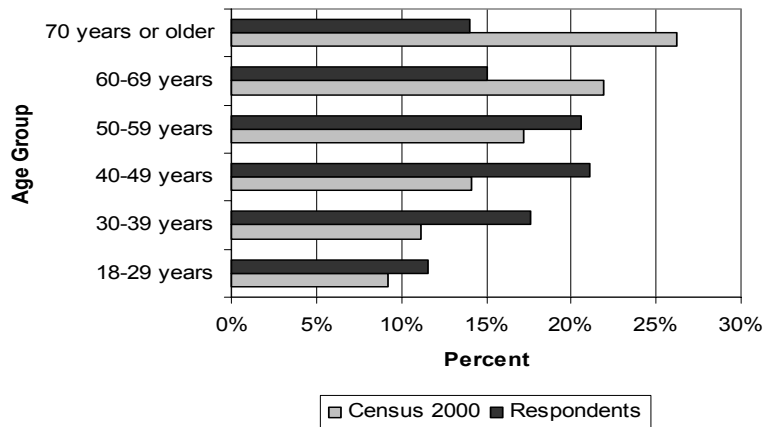
Demographics of Survey Respondents

Gender and Age (Q-29)

Figure A-1 compares the age distribution for the respondents and the population in Bethel ages 18 years and over¹⁴. The survey sample has a smaller percentage of people in the 60-69 years and over 70-years old age groups than the Bethel area. Age groups under 50-years old are slightly over represented in the sample. The majority of the respondents were female (75%) while the gender distribution in the area is half and half (male=50%, female=50%).

¹⁴ The household surveys were sent only for persons who are older than 18 years. As a result, the average age of the respondents is approximately 50 years (mean=50.22, median=49.5), which is more than the median age (33.7 years) for the Bethel area.

Figure A-1. Distribution of Respondents' Age

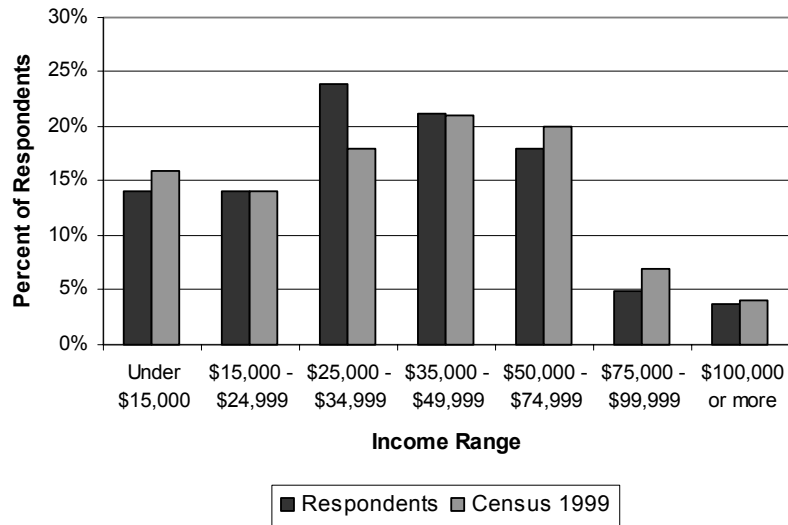


Source: U.S. Census 2000, Community Service Center (June 2003)

Household Income (Q-28)

The results of the survey showed a range for respondents' household income levels in 2002. The distribution of respondents' income level appeared to represent the Bethel area's household income distribution (Figure A-2). The average household income for respondents was approximately \$35,000, which is about the same level of the area's median income of \$34,309. The majority of households (65.3%) earned less than \$50,000 last year. More than 25% of the households obtained less than \$25,000 while approximately 30% of the total population in the area received less than \$25,000 in 1999. Approximately 8% of the respondents said that they received more than \$75,000 as the total household income.

Figure A-2. Total Household Income Before Taxes, 2002 with Comparison to Census 1999

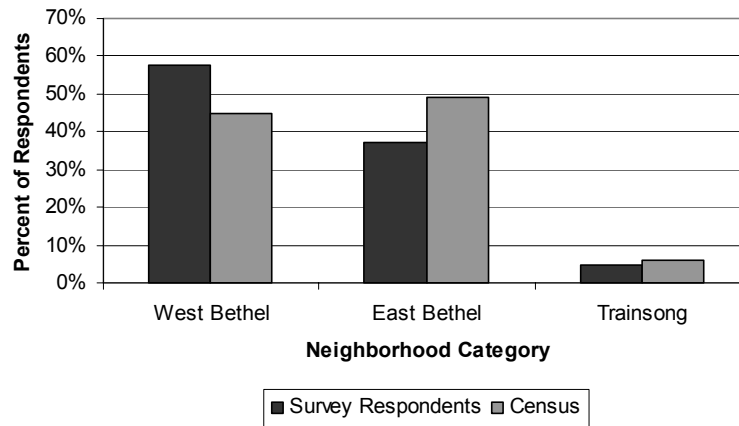


Source: U.S. Census 1999, Community Service Center. (June 2003).

Where Respondents Live (Q-1, 26, 27, 30)

Respondents were asked to indicate where they live in Bethel (Map A-1 and Figure A-3). About 58% of the respondents indicated that they lived in West Bethel (Area 2). About 37% live in East Bethel (Area 1), and approximately 5% live in Trainsong (Area 3). As Map A-1 shows, the sample does not perfectly represent the population distribution of the Bethel community but is somewhat proportional. The survey respondents encompass a higher portion of residents from West Bethel area and a lower portion of residents from East Bethel compared to the actual distribution in the community. The proportion of Trainsong respondents in the sample is representative of the actual proportion of Trainsong residents to the Bethel area.

Figure A-3. Respondents' Neighborhood Distribution



When asked about home ownership, approximately 80% of the respondents indicated that they own their home, while 21.2% indicated that they are renters (Table A-2). Overall, the survey sample has relatively high homeownership rate compared to the Bethel area. Sixty-seven percent of the households in Bethel are occupied by homeowners in the area, while about 80% of the survey respondents are homeowners.

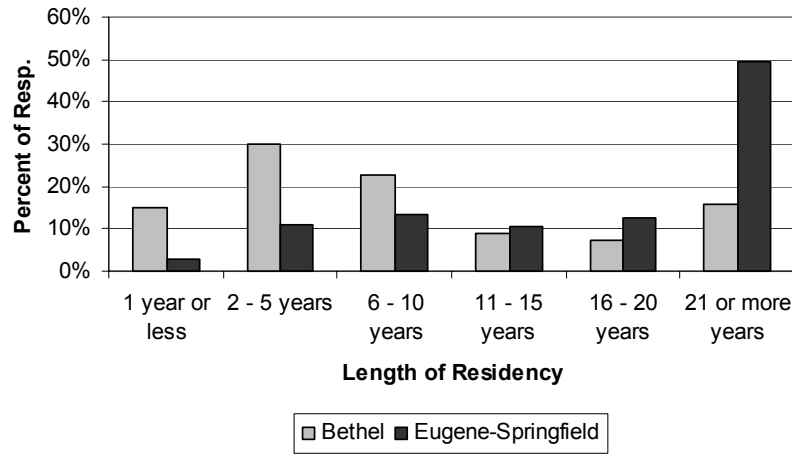
Table A-2. Home Ownership Rate in Bethel

	West Bethel (Census)	East Bethel (Census)	Trainsong (Census)	Bethel Total (Census)	Survey Respondents
Owner Occupied	80%	59%	31%	67%	79%
Renter Occupied	20%	41%	69%	33%	21%

Source: U.S. Census 1999, Community Service Center (June 2003)

The survey asked how long the respondents have lived in the Eugene-Springfield area as well as in Bethel. While more than 60% of the respondents indicated that they have lived in the Eugene-Springfield area for 15 years or more, only 23.5% of the respondents said that they have lived in the Bethel community for more than 15 years. On the other hand, about 45% of the total respondents have lived in the Bethel area for less than 6 years. Thus, as the figure A-4 below indicates, the majority of the respondents are long-term Eugene-Springfield residents and are relatively new to the Bethel area.

Figure A-4. Longevity of Respondents' Residency



Source: Community Service Center (June 2003)

General Perception of the Bethel Community

The questions in this section were designed with the intent to find out more information about residents' perception of the Bethel community.

Sense of Community (Q-2, 3)

Forty six percent of respondents indicated that they felt either a very strong or moderately strong sense of community. On the other hand, 37.8% of the respondents indicated their sense of community is either weak or very weak.

When asked what the respondents like most about their neighborhood, more than a quarter of the total respondents mentioned friendly neighbors or people in the community. Other positive characteristics of the community indicated quiet community, proximity/ location, nice homes, quality of schools, and rural atmosphere. There was not a statistically significant difference between location of respondents and their answer.

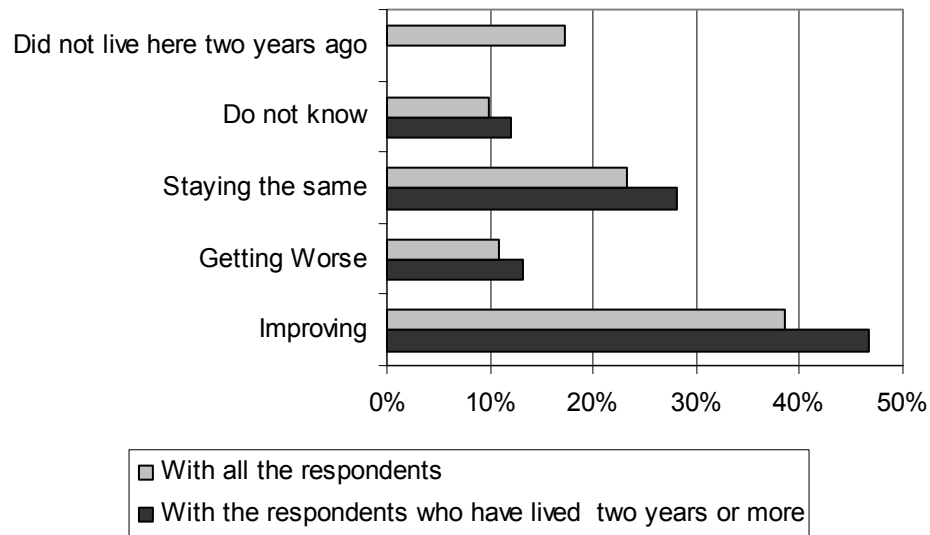
Community Improvement (Q-3, 5)

The majority of the respondents felt that the Bethel community is improving in general: 38.6% of the total respondents, and 47% respondents who have lived in Bethel more than two years indicated they felt improvement in the community (Figure A-5). The most frequently mentioned improvements were new housing, new development, and new schools.

On the other hand, 10.9% of the respondents indicated the community was getting worse, and 23.3% said the community was staying the same.

Seventeen percent of the total respondents did not answer this question because they have not lived in the Bethel area for more than two years. The most frequently mentioned desired improvements were traffic reduction (12.2%), police presence (11.6%), street maintenance (8.7%), and encouraging property maintenance (8.1%). There was not a statistically significant difference between location of respondents and their answer.

Figure A-5. Residents' Perception of Community Improvement



Source: Community Service Center (June 2003)

Community Problems/Issues (Q-4, 6)

In an open-ended question, respondents had an opportunity to write-in what they like the least about their neighborhood. The most frequently mentioned issue was traffic (15.4%). Other cited issues include speeding (7.7%), run-down houses (7.7%), and crime (4.9%).

The survey asked the respondents to give a rated response to issues or problems in the Bethel community on a five point scale of agreement from “strongly agree” to “strongly disagree” and “not sure” (Table A-3). The most frequently cited community problems were general crime, drug related crimes, and quality of life crimes with more than 50% of the respondents indicating, “strongly agree” or “agree”. Respondents were the least concerned with racial and ethnic tensions, gangs, and high housing vacancy rates.

Some issues received mixed ratings from the respondents. Respondents had different perspectives on some community issues depending on where they live. The respondents who live in East Bethel and Trainsong tended to agree to the lack of affordable grocery store and retail services more frequently than the respondents who live in West Bethel. While only 13.4%

of the respondents of the West Bethel cited “strongly agree” or “agree” to the lack of affordable grocery store, more than 30% of the East Bethel and Trainsong respondents agreed. On other issues, there was not a statistically significant difference between location of respondents and their answer.

Table A-3. Respondents’ Level of Agreement of Community Issue and Problem

Issue/ Problem	Strongly Agree	Agree	Neutral	Disagree	Strongly Disagree	Not Sure
General crime	21.0	38.5	24.6	7.2	1.0	7.7
Quality of life crimes (e.g. loud music, littering, graffiti)	16.3	37.9	23.2	15.3	3.2	4.2
Drug related crimes	16.3	37.8	23.0	6.1	1.5	15.3
A lack of activities for youth ages 13-18	16.1	26.4	22.8	11.4	2.6	20.7
A lack of law enforcement presence	15.5	25.4	28.5	21.8	3.6	5.2
A lack of economic opportunities	14.6	33.9	25.5	10.9	1.0	14.1
A lack of activities for youth ages 7-12	12.9	22.7	24.2	15.5	3.1	21.6
A lack of parks and open space	12.4	20.6	14.9	40.2	8.2	3.6
Lack of affordable retail services	11.9	26.3	17.0	30.4	10.3	4.1
A disconnect between local government and residents	11.5	27.1	31.3	8.3	3.1	18.8
A lack of recreation opportunities for adults	11.5	26.7	23.0	22.5	5.2	11.0
Local government is unsupportive of business	11.5	8.9	32.8	9.9	1.6	35.4
A lack of access to health care	11.4	15.0	23.3	34.2	5.2	10.9
A lack of continuing educational activities	11.1	18.4	24.2	26.3	7.4	12.6
A lack of sense of community	9.9	26.0	30.2	21.4	1.0	11.5
Substandard housing	9.9	22.9	39.6	17.7	2.6	7.3
Lack of bicycle and pedestrian transportation routes	9.3	9.8	20.2	39.9	13.0	7.8
Absentee landlords	9.2	24.6	27.7	12.8	2.6	23.1
Insufficient social services	8.9	17.2	31.8	14.1	4.7	23.4
Unsafe automobile transportation routes	8.3	18.7	25.4	35.8	6.7	5.2
Lack of affordable grocery stores	7.1	13.8	10.7	44.4	21.4	2.6
Inadequate public schools (K-12)	6.7	7.7	17.0	36.6	20.6	11.3
A lack of community and civic organizations	5.7	18.0	34.5	22.2	2.1	17.5
Low rates of homeownership	5.6	19.4	31.1	17.9	5.1	20.9
A lack of resident-owned businesses	4.7	25.9	33.7	9.3	1.6	24.9
Violent/weapon related crimes	4.7	17.4	32.6	12.6	6.3	26.3
High housing vacancy rates	3.1	9.8	32.5	27.8	3.6	23.2
Gangs	2.6	15.2	31.4	14.7	4.7	31.4
Racial and ethnic tensions	1.0	6.8	34.9	32.3	7.3	17.7

Source: Community Service Center (June 2003)

Neighborhood Activities (Q-18, 21)

More than half of the respondents (55.8%) were not aware of the Bethel area's neighborhood associations: Active Bethel Citizens or the Trainsong Neighbors.

When asked if the respondents had heard about any community gatherings over the past two years, 73.9% of the respondents said "yes". However, 62.6% of the total respondents, or 84.7% of those who had heard about the gathering, stated that they had not attended any community meetings or activities although they had heard about them. Eleven percent of the respondents said they had attended at least one of the community meetings or activities.

Community Services (Q-20)

Respondents were asked to rate the amount of current community service available in their neighborhood on a scale of "too much", "too little", "right amount", and "don't know" (Table A-4). Respondents were satisfied with emergency services in the area including fire service and emergency medical service with more than 70% indicating "right amount" and less than ten percent indicating "too much" or "too little". More than 40% of the respondents indicated that Bethel has too little commercial property, sense of community, and street lighting. Only a very small percent of respondents indicated that there was "too much" of any service or characteristic; except for industrial property in which almost 30% of respondents indicated "too much" . For all services/activities, there was not a statistically significant difference between location of respondents and their perception of community services.

Figure A-4. Respondents' Perception of Community Services

Service/Characteristic	Too Little	Right Amount	Too Much	Don't Know
Commercial property (stores, restaurants)	52.8	37.3	1.6	8.3
Sense of community	42.9	30.4	1.0	25.7
Street lighting	40.5	52.3	0.5	6.7
Recreation programs for children 13 to 18	39.0	11.3	0.0	49.7
Neighborhood-based police service	35.7	27.6	1.5	35.2
Neighborhood parks	34.5	54.6	0.5	10.3
Recreation programs for children 7 to 12	32.0	18.0	1.5	48.5
Cross walks	31.3	60.1	0.0	8.6
Recreation programs for children 6 and under	30.6	17.6	1.6	50.3
Affordable housing	30.5	35.0	4.6	29.9
Traffic signals	21.1	65.5	4.6	8.8
Bike paths	20.8	60.9	3.0	15.2
Programs for seniors	19.4	26.5	1.5	52.6
Social services	19.0	23.1	2.1	55.9
Public transportation	18.3	65.0	3.0	13.7
Industrial property (mills, factories)	10.3	39.0	27.7	23.1
Emergency medical service	6.6	72.7	0.0	20.7
Fire service	6.1	78.3	0.0	15.7

Source: Community Service Center (June 2003)

Safety Issues in the Community

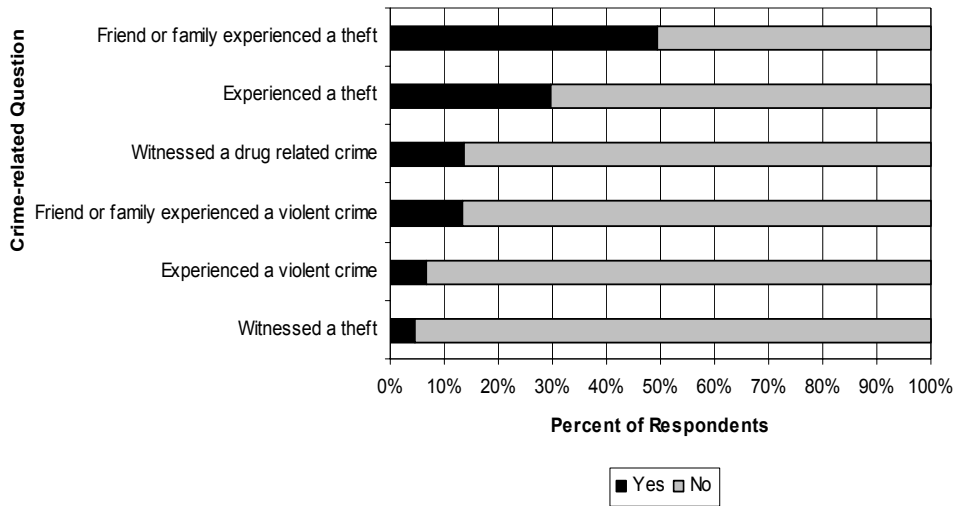
Feeling of Safety (Q-7, 8, 17)

More than 85 percent of the total respondents stated that they felt safe or very safe in the Bethel community, while about 12% said they felt unsafe or very unsafe. There was not a statistically significant difference between location of respondents and their feelings of safety.

When asked if the Bethel community had become safer over the past two years, the majority of the respondents (41.7%) said it remained the same. About the same percent of respondents indicated that they felt more safe (16.6%) and less safe (15.6%) in the past two years. Seventeen percent of the respondents did not answer this question because they had lived in the Bethel community for less than two years.

Figure A-5 shows respondents' crime-related experience over the past two years. Approximately 30% of the respondents experienced a theft. Moreover, approximately half of the respondents (49.5%) indicated that they had a close friend or family member who experienced a theft within the last two years. Also, 6.6% said they experienced a violent crime, and 13.7% said that they have witnessed a drug related crime.

Figure A-5. Respondents Crime-Related Experience



Source: Community Service Center (June 2003)

Police Presence and the Bethel Public Safety Station (Q-9-13, 25)

Almost 60% of respondents indicated that they see police “sometimes” patrolling their neighborhood. Conversely, 25.6% stated that they have never seen the police in their neighborhood. Respondents from East Bethel and Trainsong neighborhood indicated seeing police presence more frequently than residents in West Bethel. Slightly more than 80% of the East Bethel and Trainsong residents indicated that they see police either “often” or “sometimes”. On the other hand, more than 70% of the respondents who indicated that they “never” see police are the residents in the West Bethel.

About half of the respondents (48.5%) said that they have contacted the Police Department (9-1-1 or non-emergency) for a crime related issue since they have lived in the Bethel area. The most frequently mentioned reasons for reporting crime included theft (18.4%), domestic problems (3.4%), and questionable activities by teenagers (3.4 percent). Of those respondents who have reported a crime, 68.1% said the police were either responsive or very responsive, while 11.7% stated that they did not get a response at all.

Only a small percent (9.5%) of the respondents have visited the Bethel Public Safety Station; however, 30.4% of the total respondents were aware of the existence of the Safety Station.

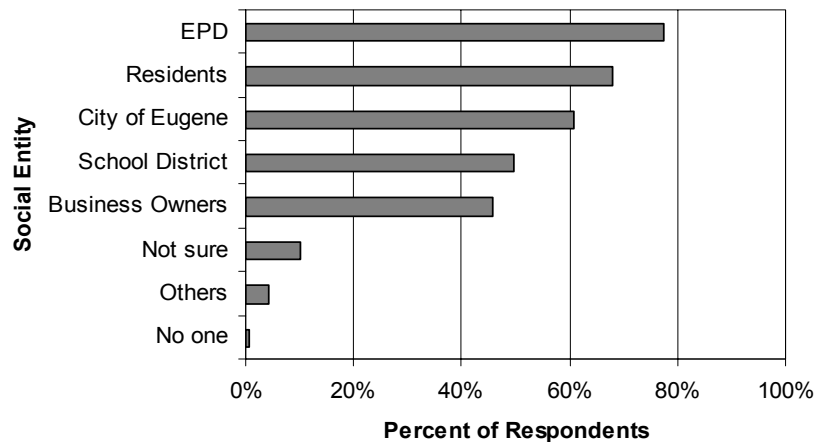
Ideas on Crime Prevention (Q-14-16)

When asked how they would budget \$100 for law enforcement and crime prevention services, when averaged respondents indicated that 50% of

resources (50 dollars) should go to law enforcement, and the same amount (50 dollars) should go to crime prevention.

The majority of respondents (77.3%) indicated that the Eugene Police Department should be the agency working to promote crime prevention in the Bethel community. Other people/agencies that should be involved are neighborhood residents and the City of Eugene.

Figure A-6. Who Should Work to Promote Crime Prevention



Source: Community Service Center (June 2003)

When asked if the respondents thought there were barriers to making Bethel a safer place, 45.1% of the total respondents said “yes”. They identified a variety of barriers including poverty, lack of funding, and a spread-out neighborhood. Conversely, 49.4% of the respondents indicated that there were no barriers, and 5.5% said that Bethel is already a safe place.

Perceptions of the Bethel Weed and Seed Initiative

The survey asked a series of questions, which aimed to assess the level of awareness about the Bethel Weed and Seed Initiative in the community.

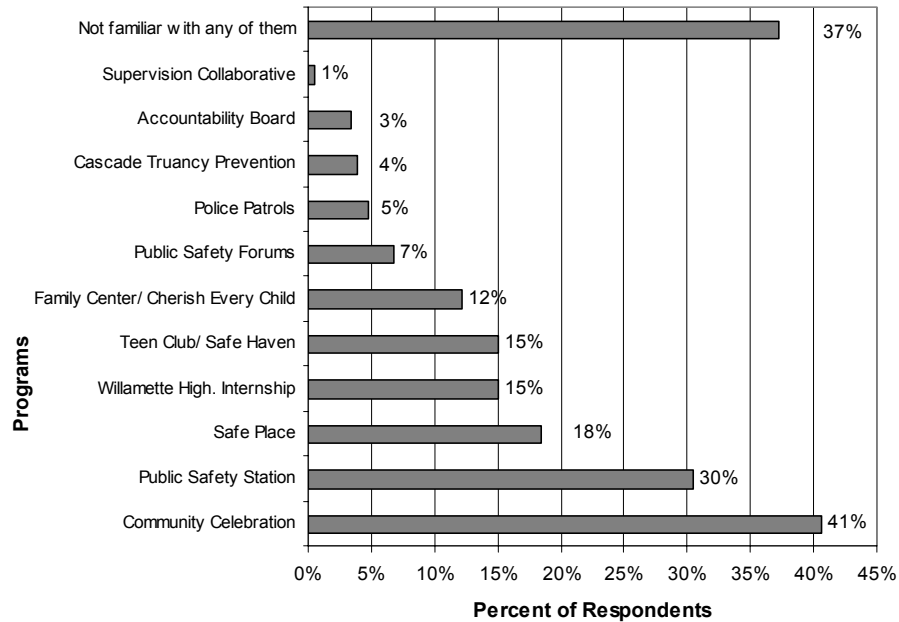
Popularity of the Initiative (Q-19, 22, 25)

Slightly less than 30% (29.4%) of the total respondents had heard of the Initiative before completing the survey. Although 70.6% of the respondents indicated that they had not heard the name of the Initiative, 62.8% of the respondents did recognize at least one of the programs supported or initiated by the Bethel Weed and Seed Initiative.

The figure A-7 shows the level of familiarity among the programs. The most well known program is the We Are Bethel Celebration (41%). Other known programs/activities include the Bethel Public Safe Station (30%), the Bethel

Safe Place Program and Looking Glass Station 7 (18%). Approximately 37% of the respondents noted that they were not familiar with any of the programs.

Figure A-7. Familiarity with Weed and Seed Programs/Activities

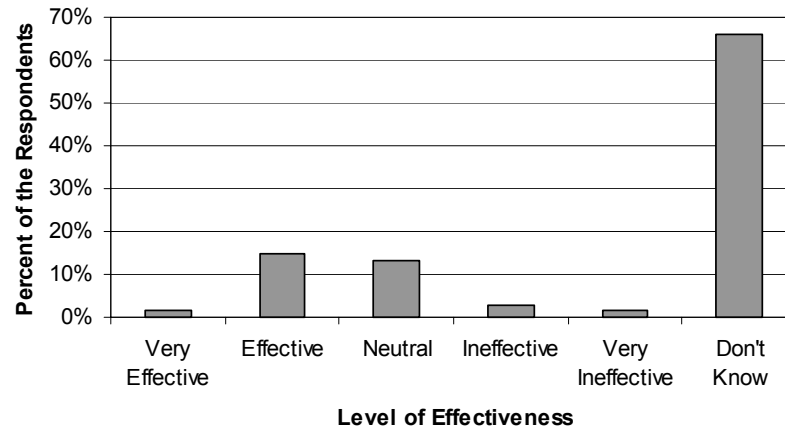


Source: Community Service Center (June 2003)

Effectiveness of the Initiative (Q-23)

More than half of the total respondents (66.2%) did not have enough knowledge about the Initiative to assess its effectiveness. Of those people familiar with the Initiative, about 16% of the respondents said the Initiative was either very effective or effective, while 4.4% said the Initiative was either ineffective or very ineffective. Although respondents were more familiar with specific Initiative programs, questions on program effectiveness were not included in the survey.

Figure A-8. Effectiveness of the Weed and Seed Initiative



Source: Community Service Center (June 2003)

Appendix B

We Are Bethel Celebration Survey Summary

To better understand the perceptions of Bethel residents about the Bethel Community and their awareness of the Bethel Weed and Seed Initiative, CPW conducted an intercept survey at the We Are Bethel Celebration on May 31st at the Petersen Barn Community Center in Bethel. The survey had several objectives: (1) to gather input from community members that might not otherwise provide input in the evaluation process; (2) to develop a general sense of the level of awareness of the Initiative among Celebration attendees; and (3) to gather input on public safety and community issues.

Methodology

To create the We Are Bethel Celebration survey, Community Planning Workshop (CPW) developed a condensed version of the community household survey (See Appendix A). During the We Are Bethel Celebration, CPW staff asked participants if they would be willing to complete the brief survey. One hundred one We Are Bethel Celebration attendees completed the survey. To serve as an incentive for completing the survey, the respondent could enter his/her name into a raffle drawing for a \$25 gift certificate to BiMart. Thirty of the survey respondents indicated that they would be willing to participate in a focus group about the Weed and Seed Initiative.

Because of the small sample size, we did not perform a cross tabulation on any of the questions.

Limitations

Data from the intercept survey administered at the We Are Bethel Celebration is not intended to be representative of the entire population of the Bethel area. The results are specific to the group of the respondents that completed the survey. The respondent pool consisted of community members who attended the Celebration and agreed to complete a survey. Given their Celebration attendance and willingness to participate, this group of people may be more involved in the community than the average resident. The respondent pool consisted of a higher percent of women and homeowners than the average in the Bethel area.

While the results cannot be inferred to the broader Bethel community, they do provide anecdotal evidence about issues, concerns, sense of community, and knowledge of the Weed and Seed Initiative that is useful for the purpose of this evaluation.

Key Findings

The survey included a number of questions intended to gauge perceptions of the Bethel community and awareness of the Bethel Weed and Seed Initiative. Also included were a number of questions regarding respondent demographics. Key findings included:

- The respondents were 72.4% female and 27.6% male, with the median age of respondents being 35.5 years old. Fifty percent of respondents have lived in Bethel five years or less. Sixty-eight percent own homes, while 31.9 % rent. Forty-one percent live in West Bethel, 29.7% in East Bethel, and 6.9% in Trainsong.
- The majority (84%) of respondents felt that there was either a *moderately strong* (59%) or *very strong* (25%) sense of community in Bethel.
- Approximately half (53%) of the respondents felt the Bethel area was *improving in general*.
- The majority (91%) reported feeling either *very or moderately safe* in their neighborhoods.
- Thirty-one percent of respondents indicated that Bethel has become *more safe* in the past two years, while 28% indicated that it has *stayed the same*.
- Respondents were equally divided between seeing police patrol their neighborhood *often* (44%) and *seldom* (44%).
- Sixty-five percent of respondents *have not visited the Bethel Public Safety Substation*.
- The majority of respondents (64%) indicated that there *are no barriers* to making Bethel a safer place.
- In the past two years, 64% of respondents *have heard about meetings* intended to deal with local issues while only 22% *have attended* them.
- Slightly over half of the respondents *had heard of the Weed and Seed Initiative* before receiving this survey. This is a much higher percent than the Community Survey in which only 30% had heard of the Initiative.

Introduction

The main focus of the survey was to measure respondent perception regarding the Bethel community, and knowledge and impressions of the Weed and Seed Initiative. The questions ranged in topic from safety, overall perception of the community, and awareness of the Weed and Seed Initiative.

The results that follow are organized into five sections. Each set of findings is based on one or more survey questions. The results start with

demographic information of the respondents. The remaining sections include data regarding general community perceptions, safety issues in the community, and perceptions of the Bethel Weed and Seed Initiative. The corresponding survey question numbers are provided so that readers can cross-reference the results with the survey instrument that is located at the end of this appendix.

Demographics of Survey Respondents

Demographic questions provide a statistical overview of the characteristics of the respondents. This section of the survey focused on questions about age, gender, residence, and how long they have lived in the community.

Gender and Age (Q-14)

Adults aged 21-60 accounted for 56% of respondents. Respondents between the ages of 10 and 20 accounted for 23.4% of the total. Those over the age of 60 made up 18%. The median age for the survey respondents was 35.5 years old, which is slightly higher than the median age (34 years old) of Bethel residents according to the 2000 census.

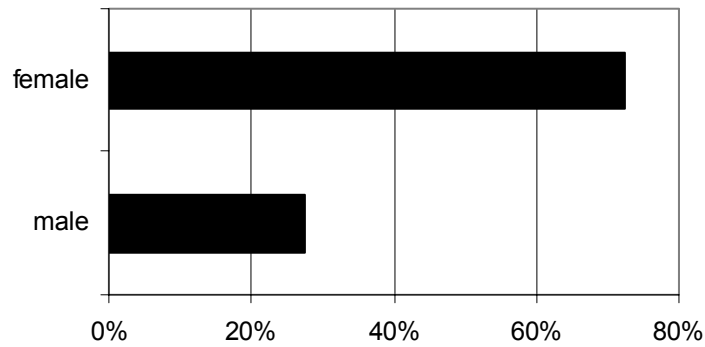
Table B-1. Respondent Age

Age	Percent of Respondents
10-20	23.4%
21-30	17.0%
31-40	22.3%
41-50	9.6%
51-60	7.5%
61-70	12.8%
71-80	3.2%
81-90	2.1%

Source: We Are Bethel Celebration Survey, Community Service Center. (June 2003)

The majority of the respondents were female (72.4%); only 27.6% of the respondents were male. In relation to the larger population in Bethel, females were over represented in this survey.

Figure B-1. Respondent Gender

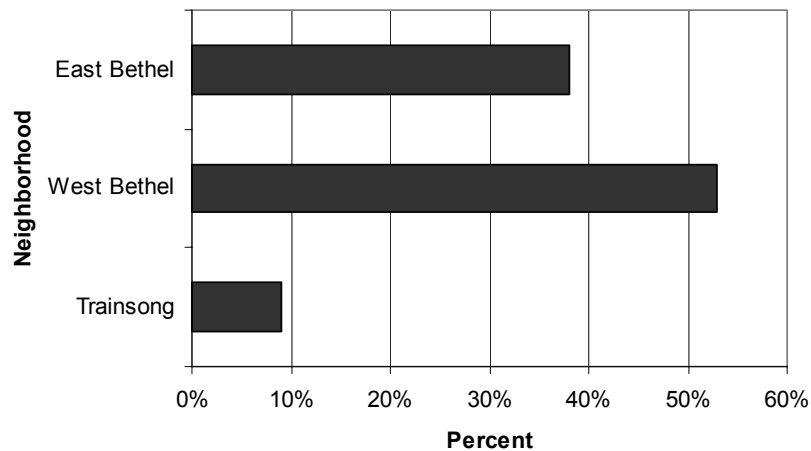


Source: We Are Bethel Celebration Survey, Community Service Center. (June 2003)

Where Respondents Live (Q-12,13,15)

The survey data indicate that most of the respondents live in the West Bethel area (53%), followed by East Bethel (38%), with 9% living in Trainsong. This distribution is slightly different than the actual population distribution in the Bethel area (45% West Bethel, 50% East Bethel, 5% Trainsong).

Figure B-2. Respondent Neighborhood



Source: We Are Bethel Celebration Survey, Community Service Center. (June 2003)

The majority of respondents (50%) have lived in the Bethel Community for five years or less, and 65% have lived in Bethel ten years or less. Alternatively, 11% have lived in Bethel for more than twenty years.

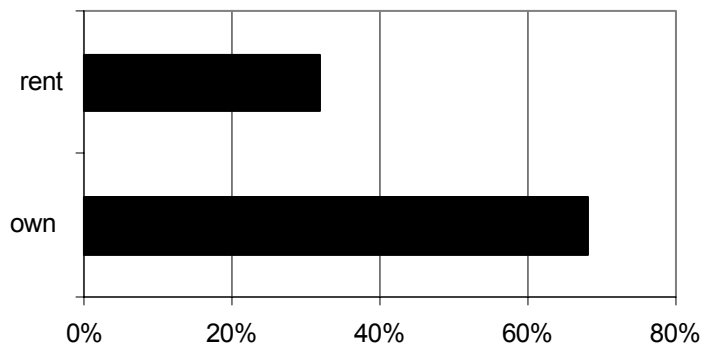
Table B-2. Length of Residence

Years	Percent of Respondents
1-5	50.0%
6-10	15.1%
11-15	12.8%
16-20	11.6%
21-50	10.5%

Source: We Are Bethel Celebration Survey, Community Service Center. (June 2003)

The majority of respondents (68.1%) own their homes. By comparison, 51.8% of Eugene homes and 67% of Bethel homes are owner occupied (US Census, 2000).

Figure B-3. Home Ownership



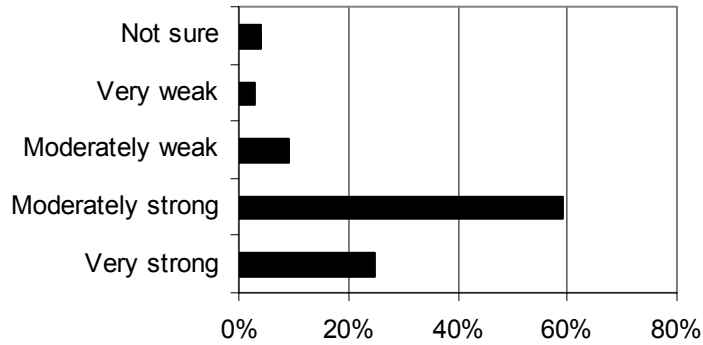
Source: We Are Bethel Celebration Survey, Community Service Center. (June 2003)

General Perception of the Bethel Community

Sense of Community (Q-1)

The majority (84%) of respondents felt that there was either a moderately strong (59%) or very strong (25%) sense of community in Bethel.

Figure B-4. Respondent Sense of Community

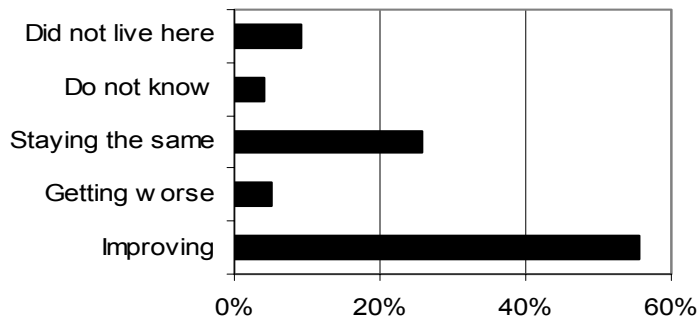


Source: We Are Bethel Celebration Survey, Community Service Center. (June 2003)

Community Improvement (Q-2)

A slight majority, 54%, indicated that Bethel is improving, with 25% felt that it was staying the same. Alternatively, only 5% indicated that Bethel is getting worse.

Figure B-5. Community Improvement



Source: We Are Bethel Celebration Survey, Community Service Center. (June 2003)

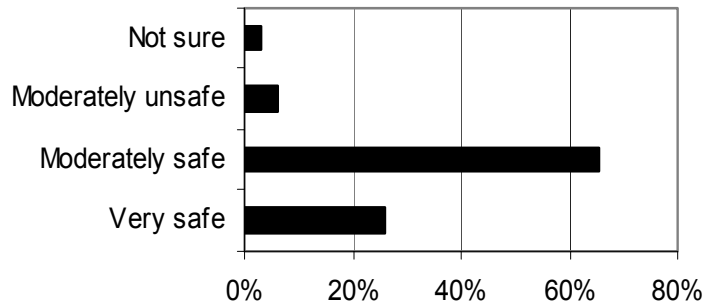
In a short answer question asking how the community is improving, many respondents wrote they felt the schools are improving. Specifically, they indicated that there is a better sense of community within the schools and there are more recreation opportunities for students. Others felt there was an overall improved sense of community within the Bethel community and more citizens are becoming involved in the neighborhoods.

Comments regarding the community getting worse generally focused on crime and safety. Specifically, respondents noted increased drug activity, increased development and population growth, issues regarding low-income housing, increased theft and burglary, gang activity, and a sense that the police are overwhelmed.

Safety Issues in the Community (Q-3, 4, 5,8)

An overwhelming majority of respondents indicated they felt safe in the Bethel community. Responses indicating moderately safe (65.3%) and very safe (26%) accounted for a total of 91% of responses.

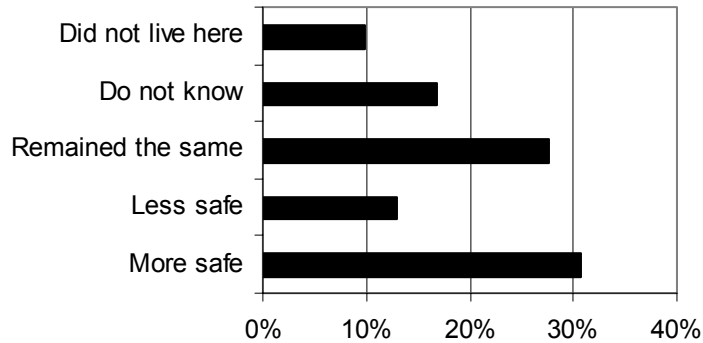
Figure B-6. Community Safety



Source: We Are Bethel Celebration Survey, Community Service Center. (June 2003)

Thirty one percent of respondents indicated that they felt the community had become safer during the last two years, while 28% reported that it had remained the same. Thirteen percent indicated that it had become less safe.

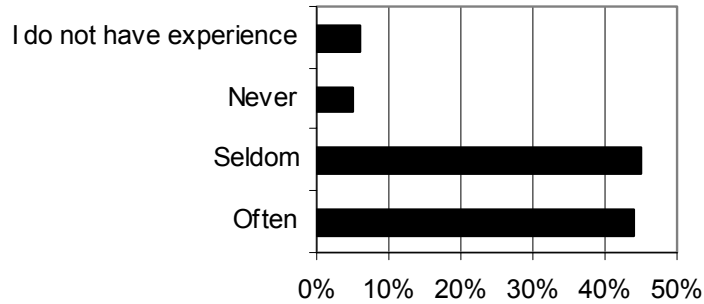
Figure B-7. Direction of Community Safety



Source: We Are Bethel Celebration Survey, Community Service Center. (June 2003)

There is a divided perception of police presence in the Bethel Community. Just over 42% indicated they see police patrolling often, while over 43% indicated they seldom see police patrolling. Over 5% reported they never see police patrolling their neighborhood.

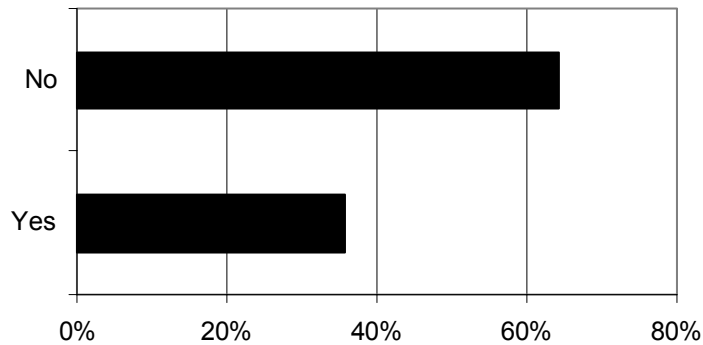
Figure B-8. Police Presence



Source: We Are Bethel Celebration Survey, Community Service Center. (June 2003)

Most respondents (64%) indicated that there were not barriers to making Bethel a safer place. Alternatively, 29.7% felt that there were barriers. In this short answer question, respondents identified a number of different barriers to community safety. These included indifference, lack of child supervision, long police response times, the existence of the homeless camp on Highway 99, and budget problems.

Figure B-9. Barriers to Community Safety

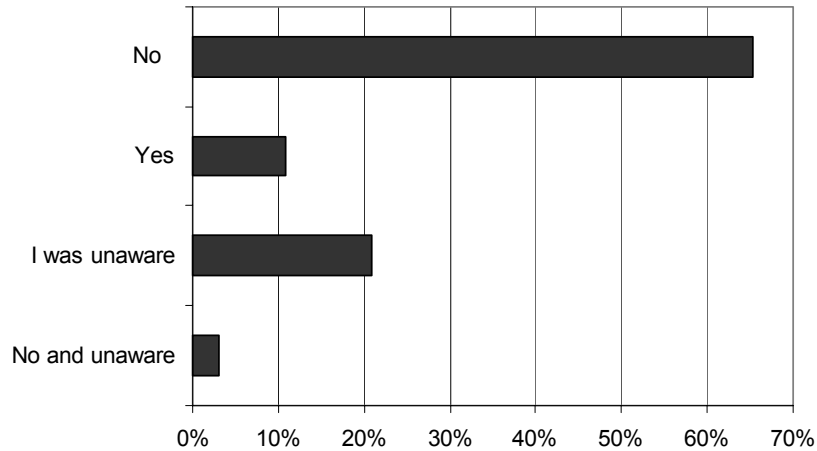


Source: We Are Bethel Celebration Survey, Community Service Center. (June 2003)

Crime Prevention (Q-6,7)

The majority of respondents were either unaware of the Bethel Public Safety Substation (20.8%) or had not visited it (65.3%). Additionally, 3% indicated they hadn't visited the substation and they were unaware. Nearly 11% noted that they had visited the Substation. Respondents had several different answers for why they had visited the Substation. These included meeting with Sandi Koubele, the Substation Manager, curiosity, and through the Weed and Seed Initiative.

Figure B-10. Bethel Substation



Source: We Are Bethel Celebration Survey, Community Service Center. (June 2003)

Parties Responsible for Crime Prevention (Q-14-16)

Respondents indicated that many organizations should be working to prevent crime in the Bethel Community. In this question, respondents could select as many agencies/groups as they wanted. The most frequently selected groups were the police department (78%) and neighborhood residents (74%). Other important groups included the Eugene City Government (52%) and the Bethel School District (52%).

Table B-3. Responsible Parties for Crime Prevention

Responsible Group	Percent of Respondents	Responsible Group	Percent of Respondents
Eugene Police Department	78.2%	Local Business Owners	47.5%
Neighborhood Residents	74.3%	Not sure	7.9%
Eugene City Government	51.5%	Others	5.9%
Bethel School District	51.5%	No one	1.0%

Source: We Are Bethel Celebration Survey, Community Service Center. (June 2003)

Respondents were asked to identify other parties who should be involved with promoting crime prevention. Many replied that this should be a group or community effort. Others mentioned parents, community leaders and organizations, and the Lane County Sheriff.

When asked if they had heard of any local meetings to deal with community issues, the majority of respondents were aware of community meetings (63%); however, of those respondents who did know about meetings, only 22% have attended at least one of them.

Table B-4. Awareness of Community Meetings

Attended	Percent of Respondents
Yes, and I have attended at least one of them	22.2%
Yes, but I have not attended	40.6%
No	36.4%

Source: We Are Bethel Celebration Survey, Community Service Center. (June 2003)

Perceptions of the Bethel Weed and Seed Initiative

The We Are Bethel Celebration was the most commonly known program (72%) in the Initiative. Other commonly noted Weed and Seed programs were the Bethel Safe Place Program (39.6%), the Safe Haven Teen Club (33.7%), the Bethel Public Safety Station (28.7%) and the Willamette High School Youth Internship Program (27.7%). Approximately 17% of respondents were not familiar with any of the programs.

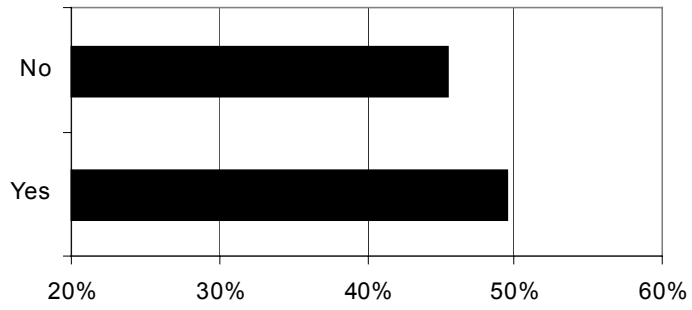
Table B-5. Bethel Weed and Seed Initiative Programs

Program	Percent of Respondents
We Are Bethel Celebration	72.3%
Bethel Safe Place Program, Looking Glass Station 7	39.6%
Teen Club, Safe Haven	33.7%
Bethel Public Safety Station, Eugene Police	28.7%
Willamette High School Youth Internship Program	27.7%
Police Bike and Focus Patrols	18.8%
Bethel Village Family Center/Bethel Cherish Every Child	18.8%
I am not familiar with any of these programs	16.8%
Cascade Truancy Prevention Project	15.8%
Bethel Community Accountability Board	12.9%
Bethel Public Safety Forums	10.9%
Bethel Intensive Supervision Collaborative	4.0%

Source: We Are Bethel Celebration Survey, Community Service Center. (June 2003)

Almost half of the respondents indicated that they had heard of the Initiative, while 46.5% indicated that they hadn't heard of the Weed and Seed Initiative prior to answering the survey. From the information in the previous question it appears that people are aware of individual Weed and Seed programs but are not aware of the connection with the larger Initiative.

Figure B-10. Awareness of Bethel Weed and Seed Initiative



Source: We Are Bethel Celebration Survey, Community Service Center. (June 2003)

Appendix C

Steering Committee Interviews

Summary

In an effort to gain an accurate insight into the effectiveness of the Bethel Weed and Seed Initiative, CPW sought the input of members of the Steering Committee. These individuals are directly involved in many different aspects of the Weed and Seed Initiative, making their comments and ideas particularly valuable to this evaluation. CPW conducted phone interviews with 13 of the 14-committee members. We were not able to contact Liane Richardson.

Common themes and trends in the responses of those interviewed provide important qualitative data that contributes to the evaluation of the Bethel Weed and Seed Initiative. This appendix includes a summary of the key themes expressed in the interviews. Many of the questions CPW asked the Steering Committee members were about their perception of the community and the Initiative. Their answers should be considered as such and should not be confused with fact. However, perceptions are important to understand as they do influence behavior.

Participants

Debra Depew, Resident, Seed Subcommittee (0.5 years)

Kyda Dodson, Bethel Village Family Center, Seed Subcommittee (3 years)

Craig Hawkins, Bethel School District Administration, Seed Subcommittee (3 years)

Jenna Knight, EPD Officer, Weed Subcommittee (2 years)

Sandi Koubele, Bethel Public Safety Station Manager, Weed Subcommittee (2.5 years)

Andrea Ortiz, Bethel School Board, City of Eugene Police Commission, City of Eugene Human Rights Commission, Latino Representative, Weed and Seed Chair (3 years)

Diane Petersen, US Attorney's Office, Weed Subcommittee (3 years)

Galen Phipps, Station 7 and Safe Place, Seed Subcommittee (1.5 years)

Ron Roberts, EPD Lieutenant, Weed Subcommittee (3 years)

Ermila Rodriguez, Youth Advisory Council Liaison (1 year)

Craig Smith, Bethel Youth Services Supervisor, Seed Subcommittee (1 year)

Gerry Tomseth, Senior Representative, Steering Committee Vice-Chair (3 years)

Key Findings

Steering Committee Role

- The contribution of Steering Committee members in program implementation, day-to-day operations, and policy setting for the Weed and Seed Initiative varies greatly. Some members mentioned that their role is to be a liaison with community agencies or organizations with which they are familiar.
- The majority of the Steering Committee members see their role as advisory figures that help the Site Coordinator, rather than see themselves as leadership figures that take responsibility to guide the Initiative. The majority of the members identified the Site Coordinator as the person essential to the success of the Steering Committee.
- The majority of the Steering Committee members felt like their role within the Initiative would remain the same as their current role. However, one member thought that it would be less as this person remains involved in the Initiative out of obligation rather than commitment and enjoyment.
- Most members thought that Steering Committee meetings offered a good chance to get ideas across and are an important component of the Weed and Seed Initiative because the meetings serve in planning, problem solving, and allocating funds.
- A few members felt that the Steering Committee meeting facilitation could be more effective. Suggestions included discussing all programs, keeping minutes more effectively, putting more emphasis on disseminating information about Initiative happenings to those members who could not attend the meeting, and allowing more time for dialogue before decisions are made.
- Almost half of the committee members interviewed indicated that more community residents should be involved in the Steering Committee. A few members mentioned that youth and the faith based community were underrepresented. One person listed Businesses and representatives from the neighborhood association are missing.
- The majority of Steering Committee members stated that they had experienced conflict or disagreement with the Initiative. The conflict or disagreement was minimal, and was handled well through the dialogue and discussion to reach consensus.

Initiative Strengths

- When asked what they felt were the most important activities implemented by the Initiative, the majority of committee members

mentioned the Safe Haven Teen Club, the We Are Bethel Celebration, and the Bethel Public Safety Station. Among those activities, the Bethel Public Safety Station was most frequently mentioned.

- Responding to the question, “What is the most effective part of Weed and Seed?” people said that the staff behind Weed and Seed work very hard and they care about the community. Successful programs include the We Are Bethel Celebration, Safe Haven Teen Club, and other programs targeted to youth and families.
- The Active Bethel Citizens (ABC) Neighborhood Association, the Trainsong Neighbors Neighborhood Association, the We Are Bethel Celebration, Neighborhood Watch/ Neighbor-to-Neighbor programs were indicated as activities/programs that help mobilize the community.

Initiative Challenges

- According to the members, the least effective parts of the Initiative are: Bethel Community Accountability Board; community involvement; the component for neighborhood restoration; ensuring longevity past the current grant; and access to the Bethel Public Safety Station. Of this list, the CAB and community involvement were the most frequently identified.
- Committee members expressed a range of outside influences that negatively affect the success of the Initiative. They included: lack of funding, the dangerous traffic around the Four Corners area, lack of after school programs, the geographic size of the Bethel area, disconnection of the Trainsong Neighborhood from the wider community, a high number of domestic disturbances, and the methamphetamine problem.
- The majority of the members agreed that it is difficult to engage community residents in the Initiative. However, they would like to see an increase in the level of community involvement at all levels from volunteering for activities to volunteering for the Steering Committee. Several members stated that the Initiative cannot be sustained without community participation.

Initiative Suggestions

The committee members had many suggestions for ways to improve the Initiative. They can be grouped into five categories.

- **Expand and stabilize the services for youth.** Suggestions included: put programs in the middle schools that would teach neighborhood ethics/relationships; create a tighter fit between the schools and the Initiative; implement program for youth in Trainsong at the Red Cross building.
- **Secure more funding.** Suggestions included: focus efforts on grant writing; work to remove red tape when applying for federal dollars.

- **Continue to refine the Initiative.** Suggestions included: narrow the focus of the Initiative, have discussion on balancing “weed” and “seed” activities, hold more formal Steering Committee meetings, increase communication within the Initiative, conduct team-building activities for the Steering Committee, and change the name of the Initiative.
- **Increase citizen involvement.** Suggestions included: develop relationships with more stakeholders, hold periodic community forums, develop more activities such as the Bethel Celebration, and give presentations to groups such as Rotary or Lions Club.
- **Hire more paid staff.** A few committee members indicated that the Site Coordinator is extremely busy with administrative details and with travel.

Impact on Agencies and the Community

- The majority of Steering Committee members believe that the Initiative has a positive effect on the community. Some members noted that the area is safer – there is less crime, more of a police presence, and more activities for youth. However, many members pointed out that it is difficult to specifically link the reduced crime to Initiative programs and activities.
- Steering Committee members represent a variety of agencies affiliated with the Initiative. The majority of them felt that the Initiative has helped build collaborative relationships between agencies and the community. These relationships have helped bring more services to the area. Alternatively, a few members noted that the Initiative does require additional work from partner agencies.

Appendix D

Focus Groups Summary

Purpose

Community Planning Workshop conducted seven focus groups as part of the Bethel Weed and Seed Initiative evaluation. The purpose of the focus groups was to discuss Bethel's community identity, community safety, and the Weed and Seed Initiative with various groups of people in the Bethel community. Data from the focus groups, as well as information generated from interviews with community groups (Appendix E), will be used in the evaluation to better understand residents' perceptions of the Initiative and the community. Information gathered during focus group sessions is specific to the people attending the focus group and cannot be generalized to the entire community. However, it does provide insight into the community and the Weed and Seed Initiative.

The focus groups included:

- Weed and Seed Initiative Youth Advisory Council – May 7, 2003
- Safe Haven Teen Club (a program of the Initiative) – June 11, 2003
- Bethel residents who have not participated in the Initiative – August 7, 2003
- Bethel residents who have participated in the Initiative – August 14, 2003
- Bethel community organizations – August 21, 2003
- Trainsong neighborhood residents – September 17, 2003
- Bethel seniors – October 13, 2003

This appendix provides the recruitment strategy and summary for each of the seven focus groups.

Focus Group 1: Youth Advisory Council

Methodology

The Community Planning Workshop team attended the Youth Advisory Council (YAC) quarterly meeting on May 7, 2003 and facilitated a discussion about the Bethel community and the Bethel Weed and Seed Initiative. Seven members participated in the focus group.

Discussion

Bethel community – The focus group participants felt that the Bethel community has many strengths: it is more diverse than the rest of Eugene making it easy to see different types of people; the area is constantly changing and growing with new housing and new jobs; there are good schools and teachers; there are activities in the area including adult education classes, classes and activities at Petersen Barn, a sports complex, Safe Haven Teen Club, and an after-school program at Shasta Middle School. In addition, participants liked that Bethel, in general, is “clean, calm, and green”.

Safety/Crime – Participants agreed that feelings of safety in the Bethel community depend on the location within Bethel, with Trainsong being the neighborhood most frequently identified as unsafe. One youth stated that she does not go outside at night to take-out the trash because she does not feel safe. A few participants agreed that seeing police in the neighborhood makes them feel safer; although one participant stated that there are “a lot of police officers during the day, but I do not see many police officers during the night.”

According to the focus group participants, the physical environment in Trainsong contributes to the lack of safety in the neighborhood – there are very few sidewalks in the neighborhood making walking somewhat dangerous, and there is a dark area right beside the train tracks that feels dangerous to some young people.

The youth identified the area around the State Street Park as another unsafe location. They agreed that it was not safe to spend time in the park after dark because of the many trees and bushes where people can hide. Those participants that live near the park described locking their windows at night and making sure that the blinds were drawn.

There was not a unified decision about whether the community is becoming safer. Participants noted that there is a better neighborhood watch program and better lighting in some areas (specifically at Terry and Royal streets). However, one participant felt that the State Street Park is getting worse.

Bethel Weed and Seed Initiative – All of the youth that volunteer for the Youth Advisory Council (YAC) are involved in other Weed and Seed programs, such as Safe Haven Teen Club, We Are Bethel Celebration, Teen Court and the Neighborhood Watch/Neighbor-to-Neighbor program. Through the Willamette Youth Internship Program, the youth receive a small stipend for assisting with the programs. However, their work with the Youth Advisory Council is volunteer.

The purpose of the Youth Advisory Council is to make recommendations to the Weed and Seed Steering Committee about youth issues. The chair of the YAC sits on the Steering Committee and serves as a liaison between the two bodies. Focus group participants indicated that they serve on the Council for the following reasons:

- Looking for something to do after school.

- Want to study law – the Teen Court helps me understand the legal system.
- Want to help people in my community.
- Through teaching Spanish to the Teen Club, I have learned that I want to be a middle school teacher – it has had an impact on me.
- Want the experience for future jobs.
- Want to make a difference in people’s lives.

According to participants, the biggest issues facing Bethel youth include drinking, drugs, lack of interest in leadership roles, family situations, relationships, peer pressure, discrimination, and image. They agreed that the programs of the Weed and Seed Initiative do address some of these issues for youth. The following is a list of how various programs benefit youth and the community:

Safe Haven Teen Club

- Provides a place for youth to get away and feel safe.
- Provides interesting activities for kids to do.

We Are Bethel Celebration

- Brings people together; helps them feel like part of the same community.
- Unifies people.
- Brings in organizations to share what they are doing.

Neighbor-to-Neighbor Program

- Provides information about important contacts in the Trainsong neighborhood.
- Brings people together through neighborhood meetings.
- Promotes people feeling safe in their community through the National Night Out.

The focus group participants want more youth to be involved in the Youth Advisory Council. They believe that young people do not get involved in the Advisory Council and Weed and Seed activities because (1) no one asks them to participate, (2) they do not have time for extra activities because they are busy with homework and/or sports, or (3) they do not feel like they need to give back to their community. According to YAC members, the best ways to get more youth involved in Weed and Seed activities are through announcements at school, flyers/posters placed in prominent places, and through Weed and Seed representatives making presentations in school classrooms and at assemblies.

In addition to increasing youth involvement in the Initiative, participants want parents to become more involved with the Initiative and with their children.

Focus Group 2: Safe Haven Teen Club

Methodology

Community Planning Workshop facilitated a focus group with Safe Haven Teen Club participants during their regularly scheduled activity period on June 11, 2003 at Petersen Barn. The purpose of the focus group was to better understand teenagers' perspectives on the community and the Initiative. Ten youth participated in the focus group.

Discussion

Bethel Community – According to focus group participants, drugs are the biggest issue facing teens in the Bethel community. Other issues of concern are peer pressure, sex, alcohol, self-image, communication, stealing, and gaining trust from adults.

Participants feel relatively safe in the Bethel community. On a scale from 1 to 10 (1 being unsafe and 10 being safe), the average for the group was 7.3. The majority of the youth have not noticed any changes in safety in the past few years. Two youth stated that they see police driving around which helps them feel safe.

Weed and Seed Initiative – Focus group participants indicated that they participate in Safe Haven Teen Club for various reasons. The most frequently stated reasons were that the club provides them with “something to do – it is a place to hang out” and the staff are supportive. Participants repeatedly stated that they really enjoy the staff and their ability to communicate and act as good role models. Other reasons for attending Safe Haven Teen Club included:

- I get to try new things.
- It gives me someplace to be at night.
- My friends told me about it.
- Food is provided.
- It provides me with entertainment.
- I get to see my friends.
- I get to see and go places.

The participants felt that Safe Haven Teen Club is an important resource in the community for the following reasons:

- It keeps me from being bored.
- It helps me stay out of trouble.
- It connects us to community services.
- It gives kids something to do during the summer.
- Participants are always learning new things.

- It provides First Aid and CPR training.
- We get to be involved in the We Are Bethel Celebration
- It helps teach us decision making.
- It provides a positive environment.

Focus Group 3: Residents who have not participated in the Initiative

Recruitment Methodology

Approximately 30 Bethel residents who completed a Bethel Weed and Seed Initiative survey at the We Are Bethel Celebration indicated that they would like to participate in a focus group. CPW sent these people letters and then followed up with phone invitations requesting their attendance at either a focus group for people who had participated in Initiative programs (other than the We Are Bethel Celebration) or one for those who had not participated. In addition to recruiting people from the We Are Bethel Celebration, CPW invited people from a list provided by the Weed and Seed Site Coordinator. This list had been created for the purpose of the Initiative's community outreach prior to this evaluation process. CPW conducted phone interviews with two individuals who had stated interest in the focus group but were unable to attend the meeting. Seven people attended the focus group at Petersen Barn on August 7, 2003. The majority of the participants were from West Bethel, the higher income section of the Bethel area. The perspective of residents living in East Bethel and Trainsong is missing from this focus group.

Discussion

Community Identity – Most of the participants enjoy their neighborhoods – they feel that they are safe, clean and are improving. Four of the seven participants have been familiar with the Bethel area for a long time and agreed that it has improved greatly in terms of cleanliness and safety. Participants stated that the Bethel area is comprised of two main areas. Although participants feel safe in their neighborhoods, they acknowledged that there are “blemishes” outside of the immediate vicinity of their homes. For example, there are rental homes in bad shape around the community, and the hotels on the east side of Hwy. 99 were considered centers of drug activity. One participant noted unease regarding children who had to live in these hotels.

Safety/Crime – The majority of the participants did not express any safety concerns for their area. Most participants noted that they had not heard of problems with petty crimes in their neighborhoods, the behavior of children near their homes was not a concern, nearby parks seemed safe, and there was a strong police presence in their area. Areas of concern included the overall condition of the Trainsong neighborhood, homes that have multiple

unregistered automobiles and/or appliances in the yard, drugs, a recent string of school arsons, police and city government response to concerns, violent neighbors, and the aesthetics of a particularly unattractive sign in the neighborhood. As was often the case in other focus groups, budget cuts and their effect on schools and programs was mentioned. When asked what has been done to reduce crime, participants mentioned the creation of the Bethel Public Safety Station and program flyers.

Bethel Weed and Seed Initiative – Most participants were not familiar with the Weed and Seed Initiative. One participant had heard of the Initiative and felt that it did a good job in “weeding” crime. Although most had either heard of or attended the We Are Bethel Celebration, participants did not recognize the link between the Celebration and the Initiative.

All participants felt that improved outreach and publicity were needed to increase resident involvement with the Bethel Weed and Seed Initiative, and with the community in general. For many people in Bethel, participation or lack thereof was felt to be a key factor in the success of community-based initiatives such as Weed and Seed. Participants suggested the Lion’s Club as a good resource for getting people involved. One participant suggested that the Friday night bingo event be re-established because it was a good thing for neighborhood children.

Some participants felt that the City should take a stronger role in improving and revitalizing certain areas in Bethel, especially Trainsong. The City should correct issues before residents have to complain about them. One participant mentioned the need for increased police patrols and police presence in general.

Focus Group 4: Residents who have participated in the Initiative

Methodology

To aid in the recruitment process, the Site Coordinator provided CPW with a list of residents who have been active in the Initiative. CPW called these individuals as well as people who indicated that they would like to participate in a focus group as part of the survey at the We Are Bethel Celebration. Six people attended the focus group (two were Steering Committee members) at Petersen Barn on August 14, 2003. Many of the participants were long-time Bethel residents who have been involved in the Initiative as well as other community programs. Participants represented the different areas of Bethel, with individuals coming from Bethel East, Bethel West and Trainsong.

Discussion

Community Identity – Participants stated that there is not one community identity for Bethel. There is a “pocket” phenomenon where neighborhoods

vary from block to block with regards to beautification and safety. In terms of the relationship with the rest of the city, one participant noted that Bethel is “way out here” in regards to location. Other participants felt that the City hasn’t treated the area very well and that it has a “bad rap” because there are a lot of disenfranchised people who live in the area. Participants considered Bethel a diverse community, not necessarily in race, but in culture and class.

Quality of Life – Overall, participants reported enjoying a good quality of life in Bethel. While respondents had positive remarks regarding the quality of life, there were problems that were mentioned. One participant mentioned that she had to call the police often to report people driving too fast or playing their music too loud. Another participant, who is visually impaired, mentioned feeling unsafe as a pedestrian because drivers never honored the fact that they should yield to her white cane.

Safety/Crime – Although participants generally reported feeling safe in Bethel, and agreed that safety had improved over the years, they did mention safety and crime issues such as juvenile delinquency, drugs, and the presence of criminals. One participant noted that kids in Bethel have negative personalities in general. She stated that they are “tough”, they pass her house a lot, they vandalize, and she often notices kids are out late into the night. Participants agreed that there is drug activity in the area and there are a high number of parole and probation clients. One participant mentioned feeling as if Bethel is a dumping ground for felons and parolees.

Police presence – Participants had mixed feelings about the police presence in the neighborhood. Some participants felt that the police don’t always interact in a positive way with local adults and children. An anecdote was shared describing a community gathering in which the police stood together and did not interact with citizens. When a child approached the police with a dog (they were with a K-9 unit) the police “yelled” at the child. On the other hand, another participant reported experiencing very fast response times when the police were called. Participants agreed that the Bethel Public Safety Station is very valuable.

Bethel Weed and Seed Initiative – The majority of the discussion about the Initiative focused on improving the Initiative’s marketing. Most participants agreed that the Weed and Seed Initiative was not advertised very well. Participants agreed with the sentiment that more people need to get involved in the Weed and Seed Initiative to achieve the goals of the Initiative. It was agreed that citizen involvement is a challenge because many citizens are more concerned with day-to-day survival or are apathetic because they don’t intend to stay in the area. Often residents will attend meetings and be ready with a number of ideas, but then no one will want to take responsibility for following up on the ideas. No one had an overall strategy for combating apathy, but it was agreed that the Weed & Seed Initiative should try to work on increasing community involvement as much as possible.

In general, participants were highly complimentary of the Initiative, but less so of the Eugene Police Department involvement in Bethel. Considering the level of juvenile delinquency, drug use and other crime, participants did not understand why there was not more of an outreach effort by the Eugene Police Department. Participants were surprised when they heard that the Bethel Public Safety Station was moving; they felt that the EPD needed to publicize this move better. One of the participants had not heard of the Station. Other suggestions for improving police involvement included creating a better, friendlier relationship between children and police and using bike patrols in the area to facilitate officers having increased contact with neighborhood residents.

In addition to building a stronger relationship with the Police Department, participants suggested creating a better relationship with the City of Eugene to facilitate prompter response when services are needed. One participant suggested that the Initiative get involved with spearheading “Block Homes”, places for at-risk or runaway youth.

Focus Group 5: Community organizations

Methodology

The Bethel Weed and Seed Site Coordinator provided a list of organizations that work in the Bethel area and have a strong investment in community issues. All of the participants of this focus group work or are strongly involved in the Bethel area. Nine people participated in this focus group. Participants included:

- Al Dobra, New Vision Community Church
- Craig Hawkins, Bethel School District
- Ralf Kalms, Bethesda Lutheran Church
- Sandi Koubele, Bethel Public Safety Station
- Ted Lewis, Community Mediation Services
- Darren Nelson, Bethel Branch Library
- Jennifer Smiley, Cascade Middle School
- Linda Swisher, Active Bethel Citizens
- Michael Waldorf, Trainsong Neighbors

Discussion

Community Identity – Many participants suggested that there was a separation between Bethel and Eugene, most notable is that Bethel has its own school district. Others noted that there are distinct differences between smaller sub-neighborhoods within the Bethel region. Some small areas within neighborhoods experience high levels of crime or have rundown

housing while others have much nicer homes and low levels of crime. Growth was cited as a factor that is rapidly changing Bethel's identity.

Quality of Life – The majority of the discussion focused on quality of life issues in the Trainsong neighborhood specific to its proximity to the railroad and the highway. One participant noted that Trainsong has seen an overall improvement in quality of life due to decreased rail yard activity, which has greatly reduced the amount of noise in the area. However, there is still air and water pollution that detracts from the quality of life in the area. The close proximity to major transportation arterials including a state highway creates unsafe conditions for bicyclists and pedestrians. Others participants commented that growth has increased traffic and safety concerns in the area. Crime was cited as another issue affecting quality of life in Trainsong.

Safety/Crime – Generally, participants reported feeling safe in Bethel as a whole; however, they agreed that crime and safety issues are localized to specific pockets within neighborhoods. According to one participant, crime rates are staying the same except within certain localized areas. For example, a large apartment complex in Trainsong had many calls regarding domestic disputes. Through police working with residents and the Bethel Public Safety Station this has been reduced. One participant commented extensively on safety issues in his neighborhood - specifically the health impacts of a nearby industrial area, domestic violence, police driving too fast, terrible roads, poor visibility because of parked cars, and no sidewalks. Drugs continue to be a problem – one participant mentioned that there is a stigma that crack was a problem in the 1980's and now it is gone. Methamphetamine has filled the gap but, according to one participant, it's not as bad of a problem as the crack problem.

When discussing what people in the Bethel area do to help reduce crime, one individual mentioned the Teen Court as being useful because it instills a sense of community in participants. Another participant mentioned setting up a neighborhood watch program but felt discouraged because people did not participate. One participant commented that he felt much safer in areas that consisted primarily of owner-occupied homes. Others mentioned that they were impressed with the level in which people participated in community programs.

Weed and Seed Initiative – Almost all of the participants have been involved in the Weed and Seed Initiative and are knowledgeable about its mission and how it functions. It was generally agreed that the after school programs the Initiative supports are very helpful and are a great asset for youth and the community.

Participants identified the following areas of need in the community:

- Encourage police to get out of their cars and interact with people in the community. It was noted that this might not work considering the large spatial extent of Bethel.
- Increase police patrols within parks and schools.
- Create a police-student mentoring program.

- Work to prevent crime. Noting his experience in another city, one participant stated that the community should look at police as a last step and work to be more self-reliant in preventing crime.
- Work to improve roads and add sidewalks in the Trainsong neighborhood.
- Increase partnerships with different organizations, the police and families.

Focus Group 6: Trainsong neighborhood residents

Methodology

The focus group for Trainsong residents was conducted in conjunction with the Trainsong Neighborhood Association's monthly meeting. Michael Waldorf, who has been actively involved in the Association, distributed invitation postcards prior to the meeting. To follow-up on the initial invitation, CPW made phone calls encouraging select residents to participate in the focus group. Because of the nature of neighborhood associations, the participants were self-selected residents who usually are more active in community issues than other residents. Ten residents attended the meeting.

Discussion

Community Identity – Overall, participants had mixed perceptions of their community: they expressed a negative feeling for their living environment and a positive feeling of strong attachment to the neighborhood. Most of the participants indicated that they identify with Trainsong, rather than Bethel or Eugene, as their community. When asked how they describe their community, one participant described the Trainsong neighborhood as being on the “other side of tracks.” Many participants agreed with the neighborhood's disconnection to other parts of Eugene. However, all participants expressed that neighbors were tied to each other strongly. One participant noted that “we do not judge people. We are in a poor neighborhood, but we all know everyone works hard here.”

Quality of Life – Most participants felt there are some negative aspects of their physical and social environment. The components of the harmful environment included hazardous traffic situations (lack of sidewalks and lighting) and serious air and water pollution. As examples of social problems, participants mentioned neglected children, drug dealing, and homelessness. One long-term Trainsong resident mentioned that all of the socioeconomic problems could be attributed to economic stagnation in this area. More specifically, the participant felt that lack of jobs and limited income have caused difficulty in parenting, more involvement in drug and alcohol related activities, and domestic violence. Several participants said

that although overall quality of life had improved significantly in the 1980's, it seems to have gone back to the critical condition of the 1970's because of the serious economic crisis in the 1990's.

Safety/Crime – Participants had different perceptions of safety issues depending on where they lived within Trainsong. Some said that they could leave home without locking the door, and others said that they could never do this because of fear of theft and other criminal activities. Most of the participants agreed that the Highway 99 corridor is the least safe area in the neighborhood. Many participants expressed concern about old unregistered automobiles along streets serving as “homes” for criminal suspects or homeless people. Everyone agreed that knowing his/her neighbors as well as police presence helps create feelings of safety.

Police Presence – Some participants mentioned that the police presence has been helpful to prevent and deal with crime. Also, it was mentioned by one individual that because of frequent police patrols she feels safer in the area. On the other hand, the majority of the participants had complaints about the Eugene Police Department. They felt that police should be friendlier to the residents instead of treating everybody as suspects. The participants also wanted the police to “get out of their cars” and interact with community members. This may be one strategy to becoming “friendlier”.

Bethel Weed and Seed Initiative – Seven participants out of ten knew about the Initiative before the focus group. Some of the participants felt that the Weed activities seemed to be emphasized more intensively than Seed activities. A couple of the participants expressed their interest to support possible Seed activities, such as home ownership encouragement and beautification projects. Participants felt that homeowners were more likely to care about how their home and neighborhood looked compared to renters. The participants agreed that encouraging home ownership could have an effect on beautification in the area.

Participants made suggestions about how to expand or emphasize Seed activities in the Initiative. Community policing was suggested by many of the participants as a positive way to address crime in the neighborhood. Almost all participants agreed that knowing neighbors is one of the most important ways to prevent crime and improve community pride. Also, many mentioned that establishing a better relationship with the police was something beneficial for the neighborhood and especially for children.

Participants stressed fostering and improving community pride and increasing communication with the City through the Initiative. Examples of projects might include community events and having a neighborhood sign that would say something like “Trainsong Community Crime Watch.” Some of the participants agreed that involving youth in community development issues is especially important, because it would reduce youth crime as well as increase community pride.

One participant stated that the Weed and Seed Initiative in the Bethel area is one example of the Association working to gain City attention in the

neighborhood. Participants stated that the Neighborhood Association needed to be better organized to work with the City of Eugene and the Initiative to obtain increased funding and services.

Focus Group 7: Seniors

Methodology

The senior services coordinator for Petersen Barn helped CPW recruit participants for this focus group. CPW announced the focus group at a senior potluck lunch and the senior services coordinator followed up with phone calls and personal invitations. Nine people attended the focus group. They represented a fairly broad geographical cross-section of the Bethel area: some lived near Petersen Barn (East Bethel), some lived along Highway 99, and some were from the West Bethel area.

Discussion

Safety/Crime - Participants in this focus group felt that the police presence in Bethel is far too minimal. There was concern about the City's priorities in spending money for new open space when there are not enough police officers for areas such as Bethel. Some participants felt the police had simply abandoned the neighborhood unless the crime involved outright violence. While this is not true of all areas, they felt that the quality of life has dropped in the past five years in conjunction with declining police presence.

One participant commented that police would not respond to private alarms that are reported, making such alarms pointless. Another comment was that the police don't do anything about issues such as people in the community with outstanding warrants or who frequently break the law.

Participants also felt that the police did nothing about the problem of homeless people in the area, even when the homeless were a perceived threat to long-time residents. In particular, an encampment at the north end of Terry Street was mentioned. According to participants, the homeless there have flashed children, shot paint balls at passers-by and harassed residents for money; but the police will do nothing about eviction. It was also stated that there is also a wild-dog problem in the same area, and residents have been forced to run from attacks by these dogs; and yet, according to participants, the police and/or animal control officers have not responded to the residents' requests for help in dealing with the problem.

Bethel Weed and Seed Initiative – The majority of participants felt that community-based programs would work better with more coordination through Petersen Barn (and possibly through Weed & Seed). They agreed that not enough residents know about the various community initiatives and programs such as the Bethel Weed and Seed Initiative. Education and outreach might lead to better community participation.

Only two of the nine participants knew directly of Weed and Seed, although others were aware of programs under the Weed and Seed Initiative. Their impression of the Initiative was very positive based on its description. They felt that the Initiative could perhaps do more community organizing to support neighbor-based crime prevention programs, such as some form of Neighborhood Watch. Five of the participants left their names and numbers specifically as possible volunteers for such programs.

Appendix E

Community Interviews

Summary

As part of the Bethel Weed and Seed Initiative evaluation, CPW conducted telephone or in-person interviews with:

- Latino residents;
- Businesses (both retail and hotel owners);
- Government and community partner agencies; and
- School counselors.

The original intent was to have focus groups with these groups of people, but it was decided that personal interviews would be more effective because of scheduling conflicts.

The purpose of the interviews was to gauge perceptions of the Bethel community and the Initiative's effectiveness. Common themes and trends in the responses of those interviewed provide important qualitative data that contributes to the evaluation of the Bethel Weed and Seed Initiative. This appendix includes a summary of the key themes expressed in the interviews.

Latino Residents

In 2000, Latino residents comprised 7% of the Bethel population. This is slightly higher than the citywide average of 5%. Latino families face some of the same issues as other residents of Bethel, however, in many cases they must overcome cultural differences and language barriers. It is important to understand the challenges that Latino residents face in the Bethel area to provide services that accurately meet those needs.

Methodology

Using a list of Latino families provided by the Weed and Seed Initiative, CPW invited 52 families to a focus group on July 31, 2003. Although 27 people confirmed that they would attend the focus group, only five people attended. Of these five, four did not live in the Bethel area, although they lived close or had children attending school in the Bethel district. Based on the low turnout of the focus group, it was decided to conduct a series of phone interviews with Latino residents.

Those people that had agreed to come to the focus group and did not show up were called for telephone interviews. Fifteen phone interviews were

conducted, all of which were based on the same set of questions as used in the focus groups. Key findings are included in this appendix.

Key Findings

Community Identity

In general, most respondents felt that Bethel is a fast-growing community with more Latino people moving in all the time. They described the community as relatively poor with high levels of unemployment. Despite this, most respondents considered the quality of life in Bethel as quite good; however, they recognized quality of life to be family specific.

Respondents felt it would be difficult to organize the Latino community to work on community building. In their opinion, Latino families stay within the small circle of their families rather than venturing out into the community. Respondents saw very little potential for community organizing for public safety or in any other areas.

Safety

Many of the respondents did not feel safe in their neighborhoods, especially at night. Robbery was one of the most frequently mentioned concerns. They acknowledged that certain areas of Bethel are less safe than others. The majority of respondents felt content with how the police deal with situations, they felt that to improve their services, police could patrol the neighborhood more and could get to know the community better. According to some respondents, the solutions to public safety issues will be found in improvements to economic conditions rather than in social conditions. In other words, they felt if people had more secure employment there would be less crime. The respondents did not provide any ideas about how they, as individuals, could help reduce crime in the area.

Bethel Weed and Seed Initiative

Among respondents, there was little knowledge of the Bethel Weed and Seed Initiative or its various programs, but respondents had a high level of interest, especially for programs that could benefit kids. In general, the respondents had a positive view of the police, which can be built upon as part of the Weed & Seed Initiative.

Many respondents stated that outreach for the Initiative would need to include specific invitations to specific programs rather than generally publicizing the Initiative.

Businesses

Businesses play a crucial role in the stability of the community. Recognizing their role in community development, the Weed and Seed Initiative has sought to engage some businesses in the Initiative, particularly through the We Are Bethel Celebration. CPW interviewed 14 members of the business community in Bethel.

Methodology

Community Planning Workshop's initial strategy was to hold a focus group for Bethel business representatives. However, understanding that it would be difficult for people from different businesses to meet at the same time, it was decided that conducting personal interviews would be a better option. Interviews were conducted both in person and on the phone. CPW interviewed staff at the following businesses Abby's Pizza, Albertsons, Blockbuster, Burrito Amigos, Culp's Corner Market, Dairy Queen, Fairfield Flowers, Master Cleaners, Oil Can Henry's, Papa's Pizza, Putter's Miniature Golf, State Farm Insurance, Strike City, and Taco Bell. Businesses that were approached for an interview but were not interested included WinCo, Pak Mail, Little Caesar's, Hair West, Falken Press, Dunkin Donuts and Dari-Mart.

Key Findings

Community Identity

When asked to describe the Bethel Community in general and as a place to do business, respondents generally had positive comments. Most of the respondents agreed that Bethel was a good place to do business.

- Many thought that as a neighborhood Bethel had some issues, such as crime and poverty, but that the area was improving. The area was often described as a quickly growing, blue-collar community. Some respondents described smaller localized neighborhoods within the Bethel area, which have more or less crime.
- Most of the business's clients come from the Bethel area; however, some respondents mentioned that their customers are passer-bys that stop while driving on Hwy. 99.
- The number of employees ranged from a few to 100, with the majority of the employees coming from all over the Eugene-Springfield area.

Public Safety

The majority of businesses reported that they felt very safe doing business in the area; however, they did acknowledge that there are issues with burglary, vandalism, drinking, drug use, car break-ins, shoplifting, loitering, robberies involving weapons, and arson.

- The majority of respondents were unsure if crime was getting better or worse in the Bethel area.
- Only a few businesses reported that they had experienced break-ins. Most said they had not had major difficulty with theft. Others reported tip jars being stolen and other forms of shoplifting.
- A few businesses reported that they had called the police. Of those people who called the police, all were satisfied with response times. Only one participant noted dissatisfaction with police follow-up efforts.

- Respondents mentioned drinking, drugs, poverty, juvenile delinquency and boredom as causes of crime in the area.
- The majority of the businesses have taken some action to reduce the probability of crime in their store. Activities include hiring security personnel, installing an alarm system, “keeping an eye-out”, being visible, and doing more advertising in the hope that the presence of more customers would reduce crime.
- None of the businesses had participated in a joint effort with other businesses to reduce crime. The owner of Papa’s Pizza mentioned that his business sponsors a back yard gathering with other businesses and their employees to have lunch and communicate – this could be a forum for businesses to network and work together to achieve community goals.
- Most business respondents spoke very highly of the police and their efforts, considering the limited police budget. They felt that an increase in police patrol, specifically during Friday and Saturday nights, would help make the area feel safer.
- Some of the businesses indicated that the Bethel Public Safety Station is a huge asset to the community.

Bethel Weed and Seed Initiative

Almost all of the respondents reported that they were not aware of the Bethel Weed and Seed Initiative. Four individuals had heard of the Initiative, but only one person felt he/she knew enough to comment on its effectiveness in the area.

- Those businesses that had not heard about the Initiative reacted positively when it was described to them in the interview.
- Respondents suggested increased marketing, including contacting businesses and sending newsletters, as ways to increase awareness about the Initiative and its programs.
- Most participants were not familiar with the Bethel Public Safety Station; but when they learned about it, felt that it would benefit the area.
- Most businesses did not have ideas regarding how the Initiative could engage businesses to help reduce crime. Without a clear understanding of what would be expected of them, most businesses were reluctant to express willingness to participate in a community activity to reduce crime.

Hotels

In many of the focus groups and interviews, people mentioned safety concerns with the hotels along Highway 99. Many respondents expressed concern that these hotels have a transient population and are centers for

drug activity. To better understand the situation of the hotels along Highway 99, CPW interviewed owners of three hotels located along the Highway 99 corridor.

Recruitment Methodology

CPW identified three hotels along the Highway 99 corridor. Two of the three hotel owners specifically requested confidentiality; therefore the names of the hotels and the owners are not listed.

Discussion

Crime/Safety

The hotel owners felt that the police will not help, or are legally not able to help, with long-term problems with the Highway 99 area and with their hotels. All of the owners felt that most of the crime in the area involves the transient population and revolves around property damage along Highway 99. The hotel owners reported little direct damage to their hotels, and no incidence of car theft or damage.

The hotel owners pointed out that their accommodations are often seen as havens for transients or people involved in the drug trade, but that they try to screen such people out before renting a room. However, when they do have problems with people whom they feel create problems in their hotels (such as people suspected of dealing drugs), the police tell them it is a civil issue and that to evict such people, the hotel owners will need to go to court unless they can offer direct evidence of illegal activity. The owners feel that this gives them the option of either filing a legal injunction (and paying to do so), or doing nothing at all, which leaves them open to charges of harboring criminals. In their opinion, they have no options: the police will not help them, and they can't afford to file a lawsuit to throw out suspected problem renters.

All of the hotel owners felt more police presence would improve conditions in their area. They agreed that in emergency situations the police have been excellent and most of their contact with the police has been positive.

The biggest problem, according to the respondents, is that the police seem unable to enforce laws preemptively, such as with the transient population or with problem tenants in the hotels. The respondents felt that police fear lawsuits too much to actually pursue prevention of crime rather than reaction to it.

Government and Community Partners

One of the major strengths of the Initiative is the collaboration between the many government and community organizations working in the Bethel area. These community partners are important players in the Initiative.

Methodology

Working with the Weed and Seed Coordinator, CPW identified partners that work with the Initiative. The partners represent a variety of interests and organizations cooperating with the Initiative to carry out one or more of the Initiative's activities. CPW conducted five telephone interviews. Linda Swisher (Active Bethel Citizens), Michael Woldorf (Trainsong Neighborhood Association), and Craig Hawkins (Bethel School District) are community partners but were not individually interviewed because they participated in a focus group or a Steering Committee interview.

Participants:

Diana Avery, Lane County Department of Children and Families

Beth Bridges, City of Eugene, Neighborhood Services

Sandi Koubele, City of Eugene, Police Department

Linda Phelps, City of Eugene, Police Department

Carolyn Weiss, City of Eugene, Parks and Open Space Services

Key Findings:

Community Identity

Respondents indicated a range of issues facing the Bethel community that can be grouped in three categories. One issue was not mentioned more frequently than the others.

- **Low economic status** – Some respondents identified high unemployment rates, low incomes particularly in the Trainsong neighborhood, lack of access to services as issues.
- **Growth** – Growth was mentioned as placing demands on infrastructure including streets, schools, sidewalks, police, etc.
- **Crime and Safety** – Juvenile crime, drugs, general perceptions of safety, domestic violence, and public safety were mentioned as issues.

All of the respondents felt the Initiative works to address some of the issues in the area. According to some respondents, it has not worked to address unemployment and some of the issues related to poverty; however, the majority of the respondents felt that it was providing positive activities for youth.

When asked about safety improvements in the area, the most frequently mentioned improvement was the Bethel Public Safety Station.

Bethel Weed and Seed Initiative

Respondents offered their opinions as to the strengths, weaknesses, and challenges of the Bethel Weed and Seed Initiative.

- The majority of respondents indicated that the strengths of the Initiative are the ability to promote and combine “Weed” and “Seed” activities and increase services to a targeted area.
- Many of the respondents felt that a success of the Initiative was the collaboration between different agencies that has strengthened services to the area, specifically youth programs and the Bethel Public Safety Station.
- All of the respondents listed funding as the major challenge of the Initiative. Many of the partner agencies are facing budget dilemmas. One respondent mentioned that it is difficult to get the faith based and business community involved in the Initiative.
- The most frequently listed outside influence that negatively affects the Initiative was budget problems that contribute to instability in partner agency staffing and funding. Other influences that were listed included residents misunderstanding the name and thinking that it refers to something about agriculture, and lack of consistency with people, specifically the police, involved in the Initiative.

Most of the respondent’s ideas about increasing public participation included increasing personal interaction with people. Specifically they recommended:

- Provide ways to get people involved that are not time intensive;
- Develop a stronger working relationship with the school district;
- Continue use of word-of-mouth to spread information about the Initiative;
- Continue to publicize what is working;
- Encourage more ownership of the Initiative grant by the police department; and
- Create opportunities for involvement that people find hard to resist.

All of the respondents had different ideas about what changes need to occur in the Initiative. Their ideas included:

- Involve more partners, especially youth services;
- Increase Initiative staff to share the responsibility of data collection, budget management, outreach and coalition building;
- Increase funding;
- Place more emphasis on community policing; and
- Re-work some of the goals and objectives to be more community specific.

School Counselors

Methodology

The Weed and Seed Initiative Steering Committee recommended that CPW interview school counselors because they work extensively with youth in the area and know the issues that they face. CPW sent an email requesting an interview to all counselors that work at the schools where the Initiative focuses its efforts - Fairfield and Malabon Elementary Schools, Cascade Middle School and Willamette High School.

Participants

CPW interviewed the following counselors over the telephone:

- Sharon Jacobson, Fairfield Elementary
- Sonja Maul, Malabon Elementary
- Cassie Malecha, Willamette High

Key Findings

According to respondents, youth in Bethel are faced with a range of issues that are not necessarily unique to the Bethel area. They include:

- working parents,
- language barriers,
- drinking,
- teen pregnancy, and
- lack of access to services due to financial constraints.

Although there are some services at the schools and in the community that address youth issues, there are still unmet needs including:

- programs for teen pregnancy and drinking reduction,
- mental health workers in schools,
- support services for undocumented families,
- transportation services for families without transportation,
- free and stimulating after-school programs for elementary school children, and
- more affordable housing.

The counselors learned about the Weed and Seed Initiative through a presentation at their all-counselor meeting. They were not familiar with all the programs of the Initiative; however they did know specific programs including community mediation services, Teen Club and the police sub-station.

- The counselors noted that Mr. Harlow, the crime prevention specialist, at Fairfield and Malabon Elementary is a wonderful asset for the schools and for the students. He helps the children understand that the police have two roles – crime prevention and law enforcement.
- All the counselors agreed that having a police presence in the schools is positive. The students tell them that they feel safer knowing that there is a police presence.

Appendix F

Program Leaders Interviews

As part of the evaluation process, CPW conducted phone interviews with all of the program leaders within the Initiative. Common themes and trends in the responses of those interviewed provide important qualitative data that contributes to the evaluation of the Bethel Weed and Seed Initiative.

This appendix includes a summary of the key themes expressed in the interviews. Many of the questions asked the program leaders about their perception of the community and the Initiative. Their answers should be considered as such and should not be confused with fact. However, perceptions are important to uncover as they do influence behavior.

Participants

The following list identifies program leaders, and their respective Initiative programs, who participated in the phone interviews.

- Joan Copperwheat, Bethel Intensive Supervision Collaborative
- Kyda Dodson, Bethel Village Family Center
- Jill Hollingsworth, Bethel Safe Place Program
- Sara Hoskinson, We Are Bethel Celebration
- Marleny James, Cherish Every Child
- Kate Kloos, Cherish Every Child
- Jenna Knight, W&S Focus Patrols
- Sandi Koubele, Bethel Public Safety Station
- Ted Lewis, Bethel Community Accountability Board
- Cyndi Lowell, Willamette Youth Internship Program
- Marcy Rice, Cascade Truancy Prevention Program
- Bruce Steinmetz, Teen Court
- Raquel Wells, Safe Haven Teen Club

Key Findings

Community Issues

According to the interview respondents, the main issues in the Bethel community are:

- lack of adequate activities for youth;

- pockets of poverty in the area with few services to serve these people;
- lack of neighbor-to neighbor interaction;
- drugs;
- homelessness; and
- the overall safety, especially for children, in the area.

All of the program leaders that commented on the question of whether Bethel’s public safety is improving agreed that they have experienced/witnessed safety improvements in the community. Examples included:

- the presence of a police officer at the schools;
- more youth using “safe places” to get away from dangerous situations; and
- increased involvement in prevention programs such as Red Cross programs, Safe Haven Teen Club and the We Are Bethel Celebration.

Bethel Weed and Seed Initiative

Citizen mobilization and participation

Program leaders had mixed views about the willingness of neighbors and community member to get involved in the Initiative.

- A few respondents indicated that they have enough volunteers; while other program leaders acknowledge the difficulty of creating a substantial and reliable volunteer base.
- According to one program leader, “Most people have busy lives...it is hard to get people involved in neighborhood meetings – they have to feel like they are getting something out of it as well. They have to know where they fit in the big picture...community members need to have specific roles to play.”

Program leaders did not provide many ideas about the best ways to increase participation in the Initiative. Ideas included:

- personal contact;
- participation in community events; and
- media work.

Many of the leaders felt that increasing participation is difficult.

- Because a portion of the population the Initiative is trying to reach is transient, it makes it hard to mobilize this group of people and increase their participation in the Initiative.
- Another leader commented that the name limits participation – “most people get turned off by the name.”

Steering Committee

Some of the program leaders also sit on the Steering Committee and feel directly involved with the committee. Other leaders reported feeling “distant” or indicated that they have “no involvement” with the committee, only involvement with Lorna.

- No program leaders indicated that they had experienced any conflict or disagreement with the Steering Committee or with other programs.

In general, program leaders felt that the Steering Committee provides clear and effective leadership for the Initiative.

- One leader described them as “very accessible”.
- Many leaders talked about Lorna, the Site Coordinator, when discussing the Steering Committee. They feel that she is doing a “great job”.
- However one leader, felt that Lorna “seems to have a grip on most information, so others don’t put as much into presenting and participating.”
- Another leader indicated that there needed to be more attendance at the meetings.

Overall, the perceptions of the program leaders about the Steering Committee decision-making process can be summed up in one leader’s words, “not great, but not bad.”

- A few program leaders felt that the Steering Committee is not a unified body that is open to discussing new ideas and dismissing their own agenda.
- Another leader was concerned about the transmission of information between the program leaders, Lorna and the Steering Committee.
- A few leaders who were not involved with the Steering Committee did not comment on this question.

General Perceptions

Program leaders easily recognized the uniqueness of strengths of the Initiative within the community. These include:

- the collaborative nature of the Initiative and the opportunities for networking between agencies and programs;
- working with a specific area of town instead of the whole city on specific issues;
- relying on community participation to be effective;
- working directly with young people; and
- commitment levels of agencies and staff.

The majority of the program leaders felt that the Initiative is doing a good job to address pertinent community issues with the resources that they have.

- One program leader stated, “They do a good job, but it’s a small drop in the bucket.”
- Safe Haven Teen Club and the Bethel Public Safety Station were indicated as programs specifically meeting the needs of the community.
- One program leader indicated that she felt that the Initiative was shifting more towards policing instead of prevention.

Program leaders recognized the increase in the community’s commitment to youth as one of the major successes of the Initiative. Other important successes that were identified include:

- decreased crime in the area;
- increased levels of citizen involvement;
- creative programming; and
- the We Are Bethel Celebration.

The majority of program leaders felt that the major challenge that prevents the Initiative from sustaining, maintaining, and expanding successful programming is lack of funding. Other challenges include:

- lack of a consistent volunteer pool;
- lack of marketing of the programs
- lack of a balance between weed and seed activities – (recently, there has been more police work and less community outreach); and
- lack of adequate staffing resources for the Initiative in general and for the programs.

Similar to the challenges that the Initiative faces, the outside influences that most negatively affect the success of the Initiative were identified to be:

- poverty;
- substance abuse; and
- the transient population.

Program leaders also identified the time and money constraints that most agencies are facing as an outside influence hindering Initiative success.

Initiative Recommendations

The program leaders generated many recommendations for the Initiative. The bullets below provide their responses.

- Hire more staff – Lorna is overworked and does not have time for outreach and marketing.

- Secure more funding for the programs.
- Focus on winding down and figure out what can be sustained and how to do so.
- Assess the level of support from the City.
- Increase police presence in the Initiative.
- Increase volunteer efforts – use the University students.
- Increase efforts to work with families.
- Complete a community needs analysis to determine the needs of the people, specifically, those in Trainsong.
- Recognize Bethel leadership – try to mobilize more local people in the Initiative.

Appendix G

Year 4 Goals

The goals and objectives of the Bethel Weed and Seed Initiative have been refined each year, as the Initiative has progressed. Although the goal and objective refinement makes it more difficult to systematically track progress and outcome measures, it is a rational progression to refine the goals as the Initiative matures.

The goals were refined for the Year 4 grant application.

Steering Committee

C. Law Enforcement Component

GOAL A 1: Maintain a unified tactical plan for joint targeted law enforcement coordination.

- **Objective A 1.1:** Hold quarterly Weed Subcommittee meetings where law enforcement & criminal justice partners share information and adjust tactical plan.

GOAL A 2: Maintain current level of patrol time in the Weed & Seed area.

- **Objective A 2.1:** Direct W&S officer overtime and Eugene Police Dept (EPD) patrols at targeted public safety issues.
- **Objective A 2.2:** Increase volunteer patrol time in the W&S area.

GOAL A 3: Target neighborhood narcotics manufacturing & trafficking.

- **Objective A 3.1:** Encourage & facilitate resident reporting of neighborhood narcotics manufacturing & trafficking.
- **Objective A 3.2:** Target areas of high drug manufacturing & trafficking with W&S OT and EPD patrol.

GOAL A 4: Protect Bethel community residents from the highest-risk offenders living in the area while on parole or probation.

- **Objective A 4.1:** Police & Corrections coordination of Intensive Supervision Program (ISP).

B. Community Policing Component

GOAL B 1: Improve neighborhood based public safety services.

- **Objective B 1.1:** Increase public awareness & usage of the Bethel Public Safety Station.
- **Objective B 1.2:** Increase hours & services offered at the Bethel Public Safety Station based on community need.

GOAL B 2: Continue comprehensive Neighborhood Watch programs in the Trainsong and East ABC neighborhoods.

- **Objective B 2.1:** Establish a communication network/distribution system for Neighborhood Watch & public safety information.
- **Objective B 2.2:** Institute a Problem Oriented Policing (POP) model to gather input and provide possible solutions for neighborhood public safety issues.

GOAL B 3: Reduce juvenile-related crime.

- **Objective B 3.1:** Target juvenile crime prevention with W&S overtime & EPD Patrols.
- **Objective B 3.2:** Support local organizations working with at-risk youth.

C. Prevention, Intervention, & Treatment

GOAL C 1: Maintain opportunities for Safe Haven programming for high-risk Bethel youth at Petersen Barn & Red Cross.

- **Objective C 1.1:** Continue to identify & outreach to high-risk middle school youth.
- **Objective C 1.2:** Develop community partnerships that will provide service to & support for the sustainability of Safe Haven programs.

GOAL C 2: Decrease the amount of early childhood abuse in Bethel.

- **Objective C 2.1:** Maintain collaboration with community partners around promoting community-based programs & activities that will improve parenting skills in families with children ages 0-6.

D. Neighborhood Restoration Component

GOAL D 1: Support Bethel Area Neighborhood Associations (NAs) to retain “active” status.

- **Objective D 1.1:** Provide NAs with liaison & available resources.

GOAL D 2: Assist in the Implementation of the 3rd Annual We Are Bethel Community Celebration, assuming 2nd year evaluation meets objectives.

- **Objective D 2.1:** Bring neighbors together to increase involvement and awareness around neighborhood restoration, public safety and prevention efforts.

GOAL D 3: Improve affordable housing in the W&S area.

- **Objective D 3.1:** Maintain the stock of existing affordable housing and develop new affordable housing units.
- **Objective D 3.2:** Encourage home ownership, particularly in the Trainsong neighborhood.

GOAL D 4: Promote pedestrian safety in the Trainsong Neighborhood of the W&S area.

- **Objective D 4.1:** Construct a pedestrian pathway on one side of Bethel Drive.

Appendix H

Community Household Survey Comments

The We Are Bethel Celebration survey offered many opportunities for respondents to provide written comments to supplement their answers. A transcription of all responses to open-ended questions follows. The comments are organized by each open-ended survey question. Individual comments and comment categories are not presented in specific order.

Q 3 In general, over the past two years, would you say the Bethel community is: If Improving, How?

Increased safety

- Seeing police cars and knowing they are available quickly
- Less crime
- Faster police response
- Less crime, better tenants
- Lots of new growth, more “security” patrolling
- Upgrading areas, more police patrolling, growing neighborhood awareness.
- I have seen increased police patrol, also nice additions to the neighborhoods
- Increase in business, safer neighborhoods, clean looking
- Satellite library, new area stores, new apt. complexes, less crime
- Growth, new homes and businesses, less crime

Improved public services

- New schools
- New Schools, upgrading parks
- Parks are upgraded, HWY 99 and Barger cleaned up, Bike paths
- Parks, activities at Peterson’s Barn
- New schools, light at Shasta to let you know 20 mph is to be obeyed
- Because of the new schools that have gone in

- 2 new schools
- Library, shopping, housing
- New schools, parks
- Updating the parks (Irwin Street Park)
- Library
- New schools show we value education and support its cause financially
- New parks, bike paths, streets
- Added schools, Improved parks and play areas
- School completed
- Community events at Peterson Barn / Park and local schools
- More parks, special celebration for all ages, teen activities

Growth/ new businesses/ new development

- By offering more business into the community
- Better housing, more stores
- More stores, shops are moving into the area, making it convenient.
- More homes and businesses
- New housing
- New businesses
- Building stores, Bank and traffic lights
- New buildings, houses, grocery store
- New shopping center
- New developments giving a cleaner appearance
- New construction
- New money coming into area with the new homes, people
- Families are moving in and forming nice communities
- Larger community, it is expanding with new resources
- Like the stores that have come in, such as Target
- Bethel is growing into a better community, the new housing is bringing in young, caring families
- Stores, businesses

Community Involvement/ community organization

- People seem to take pride in this little community and keep it neat and clean, compared to some other areas
- More families are getting involved in school and community activities
- Better participation in community activities, more pride in community
- More neighborhood involvement
- People taking more pride in the appearance in home and yard
- Community organizations and activities
- More information of community activities, more group improvement projects
- Better information sharing
- More people, with visibility, addressing community issues, organizing to deal with them I like seeing the changes and would like to see more
- Seems to be more “Bethel” events than in years before
- Weed and Seed project, ABC activities

Mix of above

- New schools, new homes, police working with the school, especially high school.
- New housing, schools, stores, and convenience to all of these
- Shopping, library branch, police service station
- Quality of new homes and schools, new park
- New schools, bike path, new housing
- New schools, homes, stores of all kinds
- More stores, nicer homes built, new schools
- New schools, the shopping convenience, Albertson’s, Bi-Mart, etc
- New schools, New Developments
- I’ve noticed more community events, great bike path additions
- More stores, restaurants, etc., more emphasis on a healthy community

Other

- More diverse people
- Albertsons new area, Barger clinic, Harvest Ridge

- Seeing more families and not many transient people
- Many ways there are more things that make Bethel better
- Cleaner and I since a growing community sprit
- People tend to be improving their homes, more homeowners, less rentals
- More respectful homeowners, less rentals
- I don't know or read reports of many crimes

If Getting Worse, How?

Crime

- More punks, stealing, etc
- Have been robbed twice in 3 years! Both home and Car
- Some areas more crime, etc
- People stealing and breaking in, crime
- Too many thugs, break-ins
- Too much drug activity at Willamette, too many transients coming into the continued vacancy of Albertsons area, rumors of a goodwill going on
- Existing areas look dumpy, crime seems to be the same
- Crime is hitting closer to home
- Theft and vandalism have gone up on our own street and surrounding area
- Finding more drug syringes on street, in yards, at park
- Crime increasing
- We no longer have a neighborhood watch
- I see many bums around and gang members

Traffic

- All the new housing has caused some traffic problems, Most of the side streets just have one outlet dumping onto the main street, i.e. Devos, Dewey, Golden Gardens dumping onto Barger
- Traffic during rush hours
- More traffic, speeding in residential areas
- Traffic is doubled
- More "hot-rodding" traffic
- Traffic!

- Too many new homes, no change in new roads, very heavy traffic
- Too many rentals, excessive traffic (on Marshall), transients
- We are losing more open space and there is increasing traffic

Mix of above

- Crime and traffic
- Traffic problems, way too many rentals with low income people receiving assistance = drugs and crime appear to be rising

Other

- More barking dogs
- Crowded schools
- May shut swimming pool, road and street lights bad, especially some areas like Robin Avenue, Ruskin
- Still pockets of poorly maintained homes too close together
- Lack of development in old Albertsons shopping center, creates a run-down, abandoned feel to adjacent neighborhoods. Also, a lot of emphasis seems to be placed on newer developed areas, ignoring the old.
- Not offering more kid and teen-friendly area activities, like a closer skate park
- Infill houses in our area are a disgrace

Q 3 What do you like most about your neighborhood?

Friendly neighbors/ people

- Friendly neighbors
- Shopping close, bus close
- Friendly neighbors
- Most people friendly, keep up good homes
- The feeling of belonging and community we have with our neighbors
- The neighbors know each other and look out for each other
- My neighbors
- Most neighbors
- I believe it cares about its kids, and its old people too
- Friendly neighbors

- Good close neighbors that watch out for each other
- My neighbors
- I live in a manufactured home park, my neighbors are close by
- We watch each other's property and try to keep our neighborhood safe
- I like the neighbors around here
- My friendly neighbors
- Friendliness
- The neighbors
- The friendly people
- Friendly neighbors
- Trustworthy, friendly
- Friendly, watch out for others
- Friendly, caring neighbors
- The people
- Being able to know most of my neighbors
- Neighbors on either side are quiet and un-nosy
- Its friendly
- Nice neighbors
- People are friendly
- Very nice neighbors
- Friendly people
- Friendly people, we all "chat" with one another and help out when the opportunity presents itself
- Friendly neighborhood
- Friends and neighbors
- My neighbors
- Friendly people
- Knowing everybody well, knowing lots of people
- Older neighbors, everybody keeps an eye out for each other
- Know most of our neighbors

Nice home/ gated community

- Beautiful homes that do exist
- The beautiful yards

- I like most the people who take care of their yards and homes
- Our area is neat, clean and you sense pride in new developments
- Everyone maintains their home and yard very nicely
- Most homes are kept looking nice
- All housing around here is nice, does not have a lot of noise in the neighborhood
- Upscale housing with families and values.
- The locked gate at night
- People care about their homes
- Gated community is great
- Song Brook, quiet, peaceful, gated

New, quiet, safe, and clean

- Most people on my street take pride in their homes
- Quiet, nice appearance
- Quiet (7 same answers)
- Fairly quiet
- Quiet, dead end street
- Its clean and fairly quiet
- Where I live its clean and pretty quiet most of the time
- Clean and quiet
- Its generally quiet
- How quiet it is
- Nice and quiet
- Its pretty quiet and down to earth folks living there
- Its quiet and my kids can play outside
- Quiet, I live on a panhandle lot
- The quietness
- Clean and new with lots of trees
- Quiet and clean
- New, kept clean
- Quiet, friendly, clean and beautiful
- Its mostly quiet
- Quiet senior community

- When we first moved in we met our neighbors and felt very comfortable here, there was Not a lot of (if any) trashy homes or garbage around. It was a clean, quiet neighborhood
- Quiet and nice neighborhood
- Clean sidewalks, streets and yards
- Older homes- quieter areas
- Fairly quiet, low traffic,
- Relatively safe
- I feel quite safe in my park
- It feels safe, the parents are concerned about what is going on in the neighborhood
- I feel safe when I leave my home or go to sleep at night.
- Its quiet at night, effort made by neighbors to act neighborly
- Safe for children and low crime

Proximity/ location/ access to services

- Close to town and services
- Its almost like being in the country but still in city limits
- Close to Highway, shopping and schools
- Thank you for the Bethel library branch! Convenience to Belt Line, Shopping, & berry picking. We live in a sort of rural setting with a large pond in the back.
- Close to school and shopping centers
- Its walking distance to everything I need
- Location
- Location
- The bike path is close
- Great bus access
- Close to everything
- Convenience to business, schools, shops
- Now its is conveniently located to stores, gas stations, freeway
- Being closer to Peterson Barn
- Easy to get around, close to schools and grocery stores
- Close to the clinic and stores
- My home and location
- Location, close to Beltline, Barger clinic, Winco, etc

- Easy access to Eugene areas, close to HWY 126
- Close to shopping
- Convenience to work and economical stores like Winco/ Target
- Convenient to schools
- Local conveniences
- Schools, shopping and location
- Close to airport, grocery store, gas station, drug store, library, major street
- Convenient location
- The close proximity to many of Eugene's amenities, not feeling like we live in town
- Easy to get around town from the end
- Convenience to freeway
- It's quiet and close to highway 99
- Close to work

Sense of Community

- Sense of community, I've lived here all my life
- That most people try to do their part to improve quality of life
- I am in charge of a Snack program and a lot of Bethel businesses are contributing to our program
- Sense of community
- Feel a sense of community with my neighbors
- The people and the pride we feel in our neighborhood
- I live at Handsby Place which is mostly seniors and section 8 folks, we have a great sense of community here

Rural atmosphere/ natural amenity

- There are a lot of old growth trees
- The rural atmosphere
- Trees, open space to the west (candlelight park), access to Fernridge
- Its quiet and a lot of people do not know that there are houses where we live because its so far back
- Green spaces

- Still has “open” feeling
- Not overpopulated (yet). The country outside the city ☺
- Live next to farmer’s field with no neighbor on that side
- Its quiet and space between homes
- Its small
- We live on a one block street with only 4 houses. We all look out for each other.
- Low density, not a lot of traffic
- Small and friendly

Diversity

- The variety of residents, young families, singles, elderly, middle age, easy access to stores and services
- The wide variety of ethnicities, and age groups

Mix of above

- The feeling of extended family
- More affordable housing, schools, neighbors
- Clean, quiet, good neighbors
- Quiet, close to needed stores
- Proximity to Peterson Park and its activities, facilities, sense of “neighborliness” in long time area residents
- Quiet, a sense of pride
- Its newer, most people take pride in their home
- Friendly people, quiet, relatively safe, wetlands, wild ducks
- It is a quiet neighborhood – has a variety of churches, schools and business and a good transportation available
- Its clean, close to shopping, friendly, its great
- I like the quiet I enjoy and I feel safe My neighbors and Peterson park
- The friendly people, It is a “clean” neighborhood to live in – quiet
- Friendly neighbors and clean neighborhood
- Lower rent, umbrella properties upkeep of the places they own Proximity grade school for grandchildren, city planting trees and maintaining The quiet atmosphere
- Small community feel, better access to affordable shopping
- New stores, schools

- New business
- Nice park, quiet neighborhood
- New neighborhood, close to school
- Relatively quiet, like the school district
- Care about schools and kids, good bus service
- Neighbors, Albertsons and Bi-Mart
- Feel safe, its quiet
- Schools, still, why we settled here 41 years ago, friendlier
- Friendly neighbors, new schools
- Its close to the bike paths, close to the new shopping center, quiet, same class of people
- Close proximity to fire station/People leave each other alone & most take care of their houses.
- Homes seem to be kept in good repair-I feel fairly safe living alone
- Its fairly quiet and most neighbors are friendly. Most are homeowners
- Homeowners work together to make our neighborhood nice and safe for kids
- The great bike paths built west of here, nice new street Gated living
- Friendly neighbors, well established, one has lived here 18 years, one 32 years

Other

- We are in a retirement community so we like it because of same age neighbors
- Family type neighborhood
- Not on corner lot, my neighbor across the street, my old home
- I liked it when I cam 10 years ago because it was farm-like. I now dislike all the business but I can't afford to move.
- Just a nice area
- Living in the park
- There are no yuppies
- Parks, trails and open space
- It is fairly mellow
- Cheap

- Affordability
- Edge of town, great for walks
- Watching ballgames in park from our backyard
- The Bethel branch library and helpful employees
- Stability of long years with same neighborhood
- Bethel branch library
- No not know them except for one-other have moved since I been in neighborhood
- Everybody seems to be aware of what's going on

Q-4 What do you like least about your neighborhood?

Traffic/ speeding

- Speeding vehicles through residential neighborhoods
- Traffic around the elementary and middle school on Barger in the mornings, afternoons
- The traffic light on HWY 99 & Lakewood (near Barger) which allows traffic from Barger to keep going even though the light facing me is green
- Cars speeding through neighborhood with children playing (young drivers)
- Cars drive too fast
- Speeding cars, my kids can't ride their bikes
- Traffic on echo hollow
- Traffic (4 same answers)
- People speeding through Jacob Drive
- Busy streets
- The traffic, especially on Barger
- Growing too rapidly
- The increase of traffic on N. Ferry street
- Some drive too fast
- Too many rocks and fast drivers
- Only one outlet for entire neighborhood, heavy traffic
- Traffic on Barger
- The un-obeyed speed signs w/ children playing

- Speeding cars
- Traffic problems, too much growth, too fast, unmonitored by local people
- Some drivers drive much too fast
- HWY 99, N&S traffic (pollution), I ride a nice spendy bike
- The noise on Barger Drive
- The fact that drivers speed excessively down the street now that its open to Barger
- Some loud traffic in and out all hours, loud cars, speeding on our street
- Speeding and reckless driving, our cat was killed on the side of the road – they had to be almost on the sidewalk
- Traffic is worse, drivers never slow down
- Back to increased traffic but really I am quite happy here
- Cubit street traffic is very heavy, could cause some accidents
- Traffic on Barger backing up
- Fast traffic
- The noise and traffic
- Traffic, Barger gets backed up in the morning, I really hate having to merge into one lane on Barger beyond Primrose
- Speeding along marshall St – limit 25mph – most go 40 – 45 or more
- Heavy traffic on Royal.

Street condition

- Lack of street lighting
- No street lamps
- Unpaved streets (in particular, Robin Street)
- Bad city street
- Since Beltline closed at Royal, our street has gotten much busier but the city hasn't improved it any – lots of potholes
- No sidewalks
- Our lights need turn signals we have to many accidents @ Barger & N. Terry.

Crime

- Thieves
- Some minor problems with renters in the area and occasionally suspicious looking young
- Having hubcap stolen from my car and having another car damaged at night by someone
- Vandals
- Too near the HWY, too many thefts, break-ins of our property and home, 2 just this year
- High crime, we have had 2 murders within 1 block the past year
- Drugs
- Petty crime
- That there have been several break-ins recently
- Suspected drug activity
- Crime (4 same answers)
- High crime area
- Crime rate, substance use in some areas is high
- The vandalism that goes on around here and speeders
- There has been reported thievery in Royal Oaks lately and some of my garden tools are missing
- Crime problems in past 6 months
- Vandalism
- Since we moved here 5 months ago, there has been 2 auto break-ins next door and one burglary at neighbors three houses away!
- I feel unsafe even though I am in an apartment, I suspect drugs down the street

Neighborhood disturbance

- Loud music
- People
- Barking dogs
- Barking dogs, loose dogs, yelling neighbor who yells at his son and wife as though they were deaf and calling them names
- One set of neighbors are unruly!!
- One annoying neighbor
- Some neighbors
- People forget how close our houses are when it comes to music

- Some seedy characters around
- Neighbor to my rear with big dog that barks and whines all the time!
- Occasional noise (loud music)
- I like least the folks who don't take care of their property and who have barking dogs
- Neighbor behind us
- That zoning allows rock bands to practice their music almost in front of our rooms

Transient population

- Too many rentals
- There is a mix of renters / duplexes in with homes – those people do not have as much pride / respect for neighbors.
- The renters who trash their yards and houses
- Renters, they don't seem to care about the neighborhood
- That I am surrounded by rentals – I own
- Transient population in the four duplexes on the block
- Too many transients and homeless people causing problems
- Undesirables hanging out at school late into the night
- Transients going through garbage, rentals
- The rentals that attract unsavory characters

Youth related issue

- Parents don't keep a good eye on their young children
- Underage motorcycle riders
- The kids
- The boys who throw firecrackers over our back fence (really big ones) in the middle of the night
- Kids not respecting other home owners property
- The darn kids robbing so many friends and neighbors
- No place for kids to play but streets
- Too many parents are relying on others to raise and nurture their children
- Loitering, smoking sometimes drinking youth

Poorly maintained property

- Rental yard care and vacant Albertson store
- Outside poorly maintained homes, yards full of junk
- The weeds and overgrowth of peoples property alongside Royal is ugly
- Pockets of ill-kept homes and properties
- To many junk cars, some messy yards, parking on lawns
- Empty lots of weeds
- Run down housing on Barger
- Appearance
- One junky house
- Barger Road homes are cluttered, litter
- Not much pride in homes and yards
- The homes that look like no one cares
- Weeds grow in gutters and sidewalk edges
- Trashy housing developments
- Eye sore yards
- People are slobs and don't take care of their yards.
- Quite a bit of disrepair to homes and businesses (Hwy 99 Corridor)
- Some roads need repair, too many shabby houses, lots full of weeds
- Barking dogs

Lack of public Services

- Lack of city amenities
- Lack of public transportation
- Not enough police patrolling, I am aware of the budget cuts ☹
- Lack of officers responding to teen break-ins
- How dirty and poorly taken care of the area is
- Lack of concern city has for the area

Lack of sense of community

- I used to feel like I was almost out of town, now with all the housing development, its busy with people and traffic, a little disappointed in the lack of community with our neighbors
- Difficulty getting to know people, been here 2 years
- No involvement

- The prevalent “don’t care” attitude of so many people

Growth

- Growing too fast and too spread out – lack of improvement to older communities
- A lot more people than before – lived here since 1964
- Fast growth
- Its becoming more populated

Mix of above

- The streets are separated by loops and dead ends forcing everyone onto Barger which forms many small isolated communities and restricts flow between them.
- The transients near station, gunfire, traffic and trains, camp on field
- Speeding cars consistently loud music “thumping”, people not keeping dogs on leashes
- Traffic and the neighbor who smokes marijuana and makes my yard smell
- Traffic and crime (that’s seen and reported in media)
- The fact that we have been robbed twice and 2 homes on our small street have been ruined – one with drug dealers – the other right next door looks like a junk yard for broken down cars
- Theft and vandalism, crime, teenagers running around at 5 am ???
- The ill-kept yards and people
- Destruction in park after dark, not able to keep weeds down outside our fence
- Excessive speed on welcome way, lack of park facilities in west Royal
- A suspected drug house down around the corner, children in the area, foot traffic
- Badly maintained streets, arrogant police
- Busy street, cars racing down the road, no sidewalks, theft
- Auto break-in and speeding on my street
- Proximity of neighbors – teenager lives in family on one side – on weekends sometimes lots of teens there and lack of adult supervision, also area needs more patrolling by police
- Cottonwood trees, destructive kids, messy yards and porches
- The crack / meth speed addicts, this area is full of them, there’s also a lot of littering from pedestrians, transients

- The influx of people and the coming in of the stores, roads are so busy now
- Last on list of improving streets, streetlights, recreation areas, junk yards – don't fix up

Other

- Nothing
- Grass, trees, quiet
- People out very late at night
- The management
- Buses using neighborhood streets
- Not sure
- Pollution and trash
- Houses are too close together
- No high speed cable internet available (yet!) ☺
- The railroad making so much noise through the night and early morning
- Noise
- The bike trail right behind our house
- Looks like a crappy area
- Only one restaurant, no smoking in bars, too many police
- Freeway and substation
- The different generational attitudes about what is going on locally, statewide, nationally
- The rednecks and broken glass
- Too many vehicles for some houses
- Highway 99 squalor
- Too many dogs
- Lack of restaurants
- Conception of neighborhood throughout Eugene
- Nothing
- All the new homes and schools do to all the kids
- Reputation of Danebo
- Railroad tracks and bum-camp behind house
- Grocery shopping and shopping not convenient

- Lower income
- Port-o-potties, garbage containers from church parking lot (St. Marks) backing up against backyard fences
- The cost of utilities has gone up
- Not very friendly
- Have been stopped on Roosevelt and asked to buy drugs, Have been offered money for sex.
- Not enough trees!
- Nearby factories let off clouds of creosote, causing the outside to have an intolerable smell.

Q-5 What is the one thing that could be done to improve your neighborhood?

Soften traffic/ speed

- Install speed bumps for child safety
- Connect some of the old streets to reduce traffic
- Slow speeding cars
- Better enforcement of speed limit on residential streets
- Better flow of traffic, way to much congestion on Barger in the mornings w/ new schools the loss of an on/off ramp to Beltline from Royal
- Speed bumps, somehow slow the traffic down
- Widen Barger
- Slow down traffic
- To have the police catch all the speeders
- Possibly monitoring those fast drivers and aggressive action taken – our children’s lives are in danger
- Less cars and more bike riders
- A better routing system
- Open up closed streets
- Another outlet from our neighborhood
- Enforced speed limit
- More smooth street cement
- Stop the drag racing and speeding on N Ferry street
- Traffic police monitoring speeders on Fairfield avenue

- Slow down the people flying at the Danebo / Royal intersection (Welcome Way)
- Speed bumps – we live near an elementary school
- Widen the street in front of Shasta school, it is a major bottleneck during peak traffic
- Keep speed down because of older folks and children
- Speed bumps
- Slower driving down my street
- Signs – slow children at play
- Less traffic
- Traffic control
- More speed bumps around the parks (State Street park) people drive to fast in a neighborhood w/ lots of children

Street Improvement

- Street maintenance – fix pot holes, why can't children use school buses or walk instead of having their parents drive them to school
- Fix the road
- Put in sidewalks
- Street improvements
- More street lights
- Sidewalks weeded
- Better streetlights
- Streets need repair and upkeep
- Fixing roads
- Street
- Streetlights
- Cross walks between stop lights would be nice
- Less traffic, repair streets, Royal has some potholes, one big hole in front of 3920 – somehow missed when others filled with slurry seal.
- Road improvement
- Have a street light at the end of dead end
- Streetlights in cul-de-sacs
- Sidewalks

- Put a street light on Cody to light our culdasc as it is very dark – 4675 Cody, the other culdasc has one
- Paving of streets that have been neglected for many years. Dewey St- 40 years + still no gutters/area at end of Dewey is dangerous
- Street resurfacing, including sidewalks in design.
- Roads

More law enforcement

- Police patrolling side streets
- More speed limit signs and police presence to discourage illegal activity near the school (Danebo Elementary), fireworks, alcohol, drinking on school property, burglary,
- Police patrol
- Work at closing down drug dealers / use
- Even more police patrolling
- More police presence
- An occasional drive through our neighborhood by police
- More patrols
- More police patrol
- Get rid of the drugs
- Police patrolling after dark in dark neighborhoods
- Police patrol
- More police patrol for vandalizers and transients
- Occasionally homeless have slept in their cars on our street about 4 times in two years, stricter rules and enforcement of vagrancy needed
- More police protection
- More police coverage
- More frequent police patrols
- Better police protection
- Not sure, but immediately more police protection
- More patrolling from officers

Targeting youth

- I honestly don't know, catch the kids and instead of a slap on the hand make them realize crime does not pay, community service is a joke, let them do some actual hard work
- Places that hold constructive activities for kids
- Lock up knowing teens that keep causing trouble – not just for three days
- Have a big youth center along with Peterson Barn, that provides meals, staff to encourage and listen to children, more advertising 2 weeks before there is an event.
- Parents knowing where their kids are
- Improve / replace the oldest school in the district, need more clean, fun after school activities for teens
- A center available every weekday / some evenings for the kids 8-18
- More police in area during school lunch hours, we live near the high school and it has become quite a problem with kids in cars
- Summer program, after school for 5-12 year olds

Neighborhood policing/ organization

- Neighborhood watch program
- More neighborhood watch
- The community pride, ownership, responsibility, getting to know more of my neighbors
- Improve the average citizens knowledge of what it takes to have a healthy community
- More people caring about each other
- Strong bonding in neighborhood watch groups
- Neighborhood block parties, a get to know your neighbor get together
- More social events
- Keep up on what we are doing now, keeping an eye on the people who don't look familiar
- Community involvement

Neighborhood beautification

- Get people to take care of their yard fronts
- Renters taking care of yards

- Clear clutter, cut grass, paint houses, put new grocery store in old Albertsons
- Some of the businesses around are ugly
- Trashy looking businesses on 99
- Clean it up
- Clean up housing developments
- Yards, junk and garbage outside, clean up
- Make some of the people keep grass and weeds cut in their yards, they are a fire hazard
- Have an organization to remodel homes
- Clean up vacant lots
- Remove unnecessary industrial work yards, there are way to many of them and are largely unused spaces – turn them into wooded areas, parks
- Complete housing projects
- Finish new park
- More people clean up their property as far as weeds and, it's a fire hazard and ugly
- Require homeowners to get rid of trash and encourage them to improve their homes
- Have homeowners, landlords who care more about their property (I know there isn't a solution for that, but one can dream)
- Improve rentals
- Get ride of dead cars visible to street, parking on lawns
- More homeowners, not renters
- Cut down cottonwood

More businesses

- Grocery store and pharmacy
- Getting more restaurants and commercial businesses
- Bring more businesses to the area
- Put a Fred-Meyer at Royal and 99
- Increased retail businesses and restaurants so that one doesn't have to leave the Bethel area for an evening out
- Shopping mall

Mix of above

- Get rid of bums and build fence for railroad and foot traffic
- More safety, more streetlights (none on our block), install sidewalks, police presence
- Pave streets that are pure potholes, encourage HWY 99 businesses to improve their facilities and operations
- Having a place for the children and homeowners keeping up their property to look nice
- Get people in different areas to work on traffic safety and growth management issues
- Better patrol at night. Fix street lights that are out
- Crime prevention
- More security
- Concentration of upgrades to older communities, too many dead end streets, no sense of connection
- Slow / stop the home building, cramming many homes into small spaces – like hundreds of homes in the Royal / Candlelight project, streets not built for heavy traffic
- Getting locking mailboxes, maybe bike police in certain areas at certain times

Other

- Get rid of stray cats
- I would like to see a second, smaller high school built to accommodate the increasing population and future projections for high school enrollment
- I don't know, I wish I could help but I am moving
- My neighbor could move
- Locking mailboxes
- HWY 99 – housing on railroad tracks, more low-income housing
- Stop noise pollution
- Working together as friends
- I don't know, I find most of Eugene similar
- No crime
- Upgrade all the parks an open space
- Less police

- Better LTD services, many seniors and handicapped people need closer bus stops
- Curtail theft and other crimes I have heard about
- A park
- Road construction
- Place a limit on the number of cars, boats, trailers, one can park in front of house
- Less crime
- Nothing, I like the neighborhood
- Less building
- Nothing
- Smell from chemical plant removed
- Get my neighbor to shut his dogs up!
- Need improvement in economy
- More bus stops
- Dogs constantly barking on all sides
- Stop buses from using streets that are full of playing children
- Enforce the CC&R's
- A park in the neighborhood
- Parks, bike paths
- Keep dogs in fenced yards and not running loose
- Quiet often, you can hardly get on Fairfield from Hawthorne because our view is blocked, especially in the winter, dangerous corner
- Have all green lights mean "go" like all other towns
- Better internet access
- Enforce the noise ordinance seldom dealing with barking dogs
- Move
- Have first-time buyers come into area.
- Visits from animal control to levy fines on people who let their dogs loose unsupervised.
- All to busy-everyone minds their own business don't seem to want to associate.
- Move police substation to Roosevelt Blvd NOT Hwy 99
- Less crime
- Receiving services similar to SE Eugene.

Q-10 Have you ever visited the Bethel Public Safety Station, operated by the Eugene? If yes, why?

- Info-but closed
- I work w/ the police dept.
- To get info for Cub Scout Field Trip
- To report a theft + to invite them to our snack program (they never showed)
- To report a missing person
- Theft report
- Our neighbor & us were having property disputes.
- Took my daughter for a tour.
- Neighbor cut her hand
- A question
- Get information
- I used to have a probation officer
- Where is it? Is this the fire station on Barger?
- Visited probation officer
- Just to see
- See what it offered
- Had a question-they answered it
- I was in a drivers safety class
- To check it out
- Nieghbor 2 nieghbor meeting from Roosevelt Gardens

Q-12 If you have answered yes to Q-11, please explain why you contacted the police:

Theft

- Bike stolen
- I found several pieces of mail on the streets while walking my dogs. As it turned out several mailboxes had mail stolen from them
- Mail was stolen from our mailbox. I was very disappointed with police response. I was told they didn't have time to deal with such a crime even though checks were stolen and perpetrator attempted to

cash at bank. I took a photocopy of identification used to try to cash check to police and they wouldn't even look at it. They wouldn't even take a report.

- Not in the last 2 years- mail stolen from mailbox twice 5 yrs ago

Car/ Home broken into

- Burglery's/ bullet in side of house
- Burglary-money and household items were taken
- Car broken into-item stolen
- Theft of car stereo
- Stolen vehicle on street in front of my house
- They ripped us off big time in 1993 (they caught the people + they never returned anything they stole because of a deal they made with my stuff!!! and other robbery victims of theirs! Bullshit! Total BS !!!! Then in, of I think '95 or '96 someone attempted to break in again!
- Several of our neighbors homes have been broken into and we found hammer and a tire iron with a flat end on it in our yard.
- My storage was burglarized
- Stolen bikes/ Break-in cars, trucks
- Once for a break in, later because screen was slashed-probably intended to break in
- Nov 2001-house broke into-several thousand dollars of loss/ Mar 2003- Someone broke window in truck (sitting in my driveway) attempted to steal vehicle, also attempted to steal stereo-again-several thousand dollars of loss !!
- Gun stolen from vehicle
- Home break-in
- My face plate for my car stereo was stolen out of my car parked in my driveway
- Gentleman trying to get into my house
- Vehicle being broke into
- Someone broke into my home
- While I was out of the country-my car was stolen 3 times + my house was broken into
- When we first moved in, our house was broken into. We now have an alarm installed.

- My house has been robbed twice/ both times the police refused to do anything
- 1.stolen bicycle 2. house broken into stole credit card. 3. motor home broken into, items taken
- Someone was in the process of ramsacking my home when I walked in
- Lifelong resident: burglary-theft-damage on house, garage, vehicle/ obscene calls.
- My car stereo was stolen from my truck in my driveway
- Car was broken into 2 times & we finally called.
- My residence was broken into
- 3 times for stolen property in the last 12 months. Once for vandalism
- Someone entered bedroom window and stole my sons money.
- 2 car break ins-no police response
- Someone broke into my house while I was on vacation
- Our vehicle was broken into while parked in our fenced backyard.

Neighbor/ family Disturbance

- Screaming & yelling people in the street
- Trespassing issue/ Shooting Incident/ loud music/ bands practicing in our area w/no volume control.
- Family dispute
- Domestic disturbance down the street (non-comm. members visiting relatives)
- House next door/ domestic problem, cars, [abandonment] of house
- Because my neighbors allow their dogs to bark all day long.
- Noise disturbance-non emergency
- Parking of RV's, trucks, campers on street
- Adult was threatening sons children
- Concern about illegal activities by a relative

Juvenile related issue

- Questionable juveniles out past midnight.
- My child got assaulted by another child
- Teenage kids up the street were breaking beer bottles in the street.

- About 6 years ago I contacted the non-emergency because there were people (kids) in our backyard in the middle of the night.
- A kid climbed through window but only stole carton of cig's & less than \$10.00 –still- even though it may be minor, a break-in is a little like being raped (even though I've never been raped)
- .Kids in park after dinner setting off fireworks/Kids in park blowing up a portapotty
- Kids broke in to my backyard/spotted wanted person on street

Multiple reasons

- Gunfire, prowlers, accidents on Roosevelt, [illegible] stocking by x neighbors, x neighbors spousal abuse in front of 2 young children, domestic abuse by x neighbors, vindictive x neighbors falsely accusing [illegible]
- Theft-drug deals going on at dead end street- pick-up full of household garbage in heat of summer- car racing- loose canine chasing neighborhood children and adults
- Illegal fireworks, alcohol use by minors on school grounds, excessive speed on Marshall St (4735) teenage “hangers” Albertsons (on Royal Ave) graffiti/lawn damage
- Speeding cars by the elementary school, people making noise- “burning out” in the school parking lot at 1:00 am, cars blasting music, unleashed dogs (with owners) running in the middle of the street and in people's yards
- 1. House broke into by teens-entered throw garage 2. keyed cared whole in our driveway late one night
- Activity in Albertson's Parking lot (Echo Hollow Plaza)/ Crimes being committed at neighborhood businesses/ 2 breakins in our home/situation with neighbor
- Unattended dog barking for hours at night my husband called)/ We had an intruder in our garage once. I don't think we called police. Never took anything. Tried to get in our freezer. Didn't take canned food. Bad thing was they used matches to see and could have burned the house down.
- 1. High speed traffic on my street 2. out of control skateboarding in WinCo/ Hollywood Video parking lot.
- Domestic violence-cars racing

- Loud kids, barking dog middle of the night
- Observed possible crime/observed strangers in neighborhood in the early morning
- Loud music after 11:00pm (knight)/stolen bikes from carport (locked up)
- Heroin addict in back yard/ explosion at football stadium/ trespassers in back yard in the middle of the night
- My house was broken-into twice- + we have called the police one or two times for domestic problems with my granddaughter
- Drunk drivers, suspicious activity
- Possible drug related crime and/or auto theft break in
- 1) a neighbor chased a man who stole a bike from them into my yard
2) speeding vehicles down the road.
- Problems with my brother and neighbor kids
- Parking issues on Willhi St. (East) –peoples inability to comprehend No parking signs. Vandalism in ball fields near our homes. Fires at baseball field at night.
- Neighbor dispute, car damaged
- Theft (2). Trespass
- Car damaged, someone left car in front on house for a long time, two much noise late at night (stuff like that)
- Theft + vandalism. Loitering after hours
- A attempted break in of my residence/unruly neighbors at one time. Family fighting
- Theft/dog was shot
- Trespassing/theft-twice
- Drug related neighbor, aggressive dogs at large, car broken into.
- 3 times in 6 years house broken into- items stolen 1 time – report car ruining soccer fields-spinning
- Domestic Violence=Neighbors-Domestic violence=self prowler in yard of a neighbors house in the Neighborhood/ We called the police because there was a teenage boy outside our door q/a gun. Kids saw him when they opened the door to take out the garbage. We live at the annex 2380 Roosevelt-by was pointing gun upstairs at a young girl on the 2nd floor corridor
- Our car was broken into about 2 years ago; our neighbors were letting their aggressive pitbulls roam the neighborhood, and I felt my children were in danger almost 2 years ago. (both non emergency)

- Someone put ketchup and mustard on our car Then a 16 year old girl ran into our house

Other

- One of our neighbors was in breathing distress. She was getting very short of breath and needed medical help
- I smelled smoke. There was a possible airplane crash, and I saw a foreign substance on Beltline.
- People parking in my driveway to do drug deals in bum camp. Loud noisy bums, drunk & obnoxious.
- A man was running back & forth behind our fence in the field & barking @ our dog. Police came and detained him- “Bad drug trip”
- Wild party at Landsby Place-wee hours three years ago. This is NOT a common occurrence here.
- Constant motorcycle noise (dirtbike) in an open area 2 doors down both times.
- Drug dealing
- To report an altercation at a public park (not in Bethel); another time, an altercation in a nearby house (again, not in Bethel)
- Our phone dialed 911 when we were not at home- this happened 3 times + the police cam- talked to us once + our neighbors as well. We got rid of our answering machine + no longer have auto dialing.
- has a prowler as it happens around here often-the police are often slow to respond
- Car ran through our front yard + the driver fled

Q-13 If you answered yes to Q-11 please indicate how responsive the police were to your call. Other:

- Some response, some con(...) harassment, many false calls, anonymous I know they made, calling police to come out, calling[illegible]
- Minimal response
- Helpful attitude but unsure of results
- Noise pollution no control
- Slow response
- See above
- They could have cared

- I decided not to log a complaint because they told me the family could find out who turned them in because it was public information. I didn't want to risk trouble for my family + chose to be anonymous. To my knowledge they didn't respond to the incident.
- Played phone tag- Never got to talk to someone only could leave message
- But the party quieted down, so I guess they were warned by the police
- They responded but the noise continued. I think the perpetrator's father worked for the city and got special dispensation. So the noise continued until someone built a house on the area years later.
- They showed up when they got around to my problems...2002-2003
- Did not meet my expectations
- They came!
- They were polite and sympathetic but there was little or nothing they could do – I wanted them to know about it simply “for the record.”
- Don't know if they ever caught him
- The police refer me to County Animal Control. County Animal Control is useless.
- They took the info and told me to call the pawn shops.
- Checked it out but kids gone
- A little of both concerning parking. I was told no yellow curbs by fellows who marked our street, however people see that versus the signs which they don't seem to understand or see.
- Took report
- Since I used fax and long distance to report + the car was returned they didn't have funds to go after juveniles
- They refused to help me
- Telephone response only
- Didn't need a response
- Responsive, but no resolution or effectiveness
- Drug related neighbor dealt w/poorly-they were never there to talk to him. Fine on car issue. Great dealing w/aggressive dogs at large
- No resolutions

Q-14 Who do you feel should be working to promote crime prevention in the Bethel Community? Others (specify):

- We should all work as a unit to curtail the problems of our area.
- Senior centers
- Police know show/ I'll take care of it
- Specialists in prevention/should not be of the usual police mentality, someone who is trained in prevention
- Parents- be responsible for children
- Recreation development
- Everyone needs to work together its not a one person job
- Everyone can help
- All the above
- Eugene city government-acknowledge Bethel as more tan the other side of the tracks Eugene Police Department- be more visible Bethel School District – after school activities Others: Reg. Guard: more positive coverage. Actually has been better lately.
- Parents
- Local churches
- Everyone, it's a community thing!
- Certainly parents
- All concerned
- Respond time after dialing 911

Q-16 Do you think there are barriers to making Bethel a safer place? Yes- What are they?

Distrust/ politics

- Politics
- Bethel has not had a good name for a long time
- I get a feeling of distrust- still that out of area folks think of us as felony flats.
- The city has done nothing to help the area except to send a street sweeper out once a month or less
- Politics & \$- (too little available)
- Lack of city interest
- The city still thinks of us as being on the outside

- Breaking through the reputation

Funding

- Funding for the police dept.
- Available \$. Taxes already high & lots of unemployment in the area.
- Finances, mostly lower to middle class families don't have money to invest privately or in additional taxes.
- Lack of interest/funds
- Not enough \$ for law enforcement
- \$,\$,\$
- I'm not sure of there's sufficient budget for activities needed to make it a safer
- Money
- Lack of funds
- Probably funding for more police
- Money/ lack of interest
- Budget \$
- Lack of money

Lack of citizen's involvement

- The citizens should take some matters in their own hands.
- Public apathy-too much TV watching
- Family involvement, reporting crime
- Unfortunately-people like me who are not involved more with local community.
- Apathy
- Lack of participation

Lack of law enforcement

- Lack of police officers
- Justice system needs to be revamped
- Need more law enforcement involvement

Low income/ transient population

- Growing unemployment!
- Transients

- Low class neighborhoods
- A lot of homeless hang out around here with nothing to do – they are scary at times.
- Low incomes in area-widespread
- So much low income housing
- The transient nature of the area + the people.
- The transient population in eastern Bethel
- Low-income families aren't getting enough assistance, therefore crime rate go up, etc.
- Low income rentals
- Economy
- To many homeless shelters in this one area, + roaming around homes

Multiple barriers

- Same as other places- lack of family or parental involvement with youth and money
- Poverty + drug + alcohol addiction
- 1) When police do educational programs they should not cite or make the citation affordable instead of depleting a families resources for making an honest mistake 2) more resources for police to check out potential danger problems such as an intruder
- Ridiculously inadequate funding of police; residents lack of will to undertake any responsibilities
- Money for adequate police + lack of consequences for offenders

Other

- Spiff up neighborhoods/ get rid of drug homes
- Too many services for disturbed, needy put in this area. Youth need constructive things to do. Why is our swim pool the one targeted for closer[ure]? Less patrons? Provide some free days + transportation + food. See who comes.
- Landlords/improper zoning for family dwellings
- Gangs
- Teaching children more people skills in schools
- Lack of courage required to force, by law, people to be accountable for bad behavior + slovenly life styles
- Bethel area is as safe as the residents living (there make it)

- Its spread out
- The land use and zoning laws, drug laws
- Major roads
- Parents who are irresponsible
- Public opinion-many still feel we are “felony flats”
- Cleaning up area #1
- Neighborhoods that promote bad activities
- No one specific thing
- Rampant drug use. Homeless desperate people
- Personal rights laws, lack of jail space
- Location-such as hwy 99, railroad
- It seems like you will never be able to get rid of the drug addicts/alcoholics
- Not enough police presence
- Do not know
- Not sure, mostly sociological/economic
- Lack of respect & personal responsibility/ lack of involvement
- High drug use
- Don't know
- Highway 99 businesses; Service Center closing; perception that Bethel area is comprised of very low income residents with no interest in their neighborhood.
- There always are some
- Schools are not adequately doing all they can to teach discipline at an early level so that when kids are older they don't have the proper respect and are more likely to cause trouble
- Yes, I think the neighbors are willing but the higher up is where the problem lies. I do not exactly know if it's true, but all the neighbors I've talked to are trying to make an effort to change things in the community. Homeowners & renters. One of the problems on Roosevelt is the mission is on one side of Roosevelt & the Eugene-service station is on the other side have lots of transient traffic drunks/drug addicts
- Beltline
- Shortage of police force or time to respond
- Police attitude-anyone not a police officer is seen as “them” –not as citizens

Q-31 Please share any other comments you have in the space below.

- I am 86 years old – and have a hearing problem, so I am not as active in the community affairs. Under these circumstances, I felt some of my answers could be misleading, so I did not answer the survey.
- I feel opportunity is here and it is up to the individual it reach out.
- I haven't live in Bethel very long so I am not that familiar with all that goes on, or what is available to do.
- I have had to contact the City of Eugene Transportation dept. 3 times regarding "upkeep" of signs in our neighborhood. Twice I called re. A street sign that had been stolen, + once I called re. A stop sign that had almost fallen over. This reveals residents who are vandals! The city always responded quickly to "correct" these 3 incidents!
- Eugene is a wonderful place to live!!! I am grateful that I live here!!! Praise the Lord!!!
- I am not filling out Q-28. I feel it is not anybody's business but mine and my bank.
- We need more streets weepers.
- If you want a better neighborhood pay a livable wage to one person in household so other can stay at home with kids and/in neighborhood. The core problem in that both parents have to work & no one is home with kids- raise economy of area and many problems will go away.
- I was born in Eugene in 1931 and have lived in surrounding area all my life.
- Firemed is a good program. I belong. Because of my age I hire a person to take me to appointments and shopping.
- We love living here. Bethel has improved dramatically since I remember it as a teen.
- Too new to answer many of the questions- keep up the good work
- I really appreciate the support you guys try to do for us and our community Thanks.
- I walk daily in my area get very frustrated with cars that rarely yield to a pedestrian.
- I think that where I live is pretty safe, but All down #99 There are too many transients and druggies and I can't say I have any answers about what to do about them, but maybe offer free haircuts and shaving services ??!
- This questionnaire had made me more aware of the types of programs that our community has to offer.

- These traffic lights that say “yield to oncoming traffic” even when green + all the one-way streets are enough to make me want to move. During business hours I often have to wait 5-8 minutes at a green light to let oncoming traffic go before I turn left!
- The vacant Albertson building is shabby. We need new and affordable retail services.
- To maintain a healthy/ productive populus, social programs and protection needs to be well maintained.
- Mail theft is a problem because we have mailboxes on Bethel Drive. We need the locking mailboxes that are in other neighborhoods.
- I love my neighborhood and I glad to be here, I would like to see more police patrolling area near new Albertson’s on Royal. People fly through intersection and stereos are blaring. Especially when new restaurant & bar opens up. Also, more information sent out about programs & activities would be nice especially for us people in neighborhood. Thanx
- We need to stop LTD buses from using neighborhood streets! There is a bus stop on Barger and Ohio, so why does LTD need to use Ohio St as a route? Almost every house on this street has children between 3-9 yrs old. They play on this street. I feel this is a dangerous situation, and an accident waiting to happen! Thank You...
- I will be able to participate better when I have been here a little longer
- Additional population is positively impacting school district/ Bethel seems less impacted by budget problems than 4J, Junction City etc...
- I enjoy the sense of community here, I find that there are so many vacant businesses in the area and wish that new business could come in and stimulate the Bethel area. It would be nice to see people come from other areas of town to the Bethel area because of the good restaurants, cinemas and shopping. I would also like to see the wetlands bike path continue to the reservoir in the future. In summation, I enjoy living here.
- I work all the time. Not home enough to know what going on. My husband’s the one who usually calls 911-police not me. I don’t know my neighbors.
- The best way to solve budget problems is cut the excess paper shufflers, not the actual police + teachers! Sick of all the crying and moaning and threats to cut the real workers! Seems to be a problem in Eugene (and Oregon). Hope Pat Farr can get a start of thinning the surplus govt. workers and keep the good ones!
- I would like to clean out the water way outside my back fence to keep the garbage from accumulating.

- I feel Bethel is improving a lot. We were looking to move to other area of town when our children were smaller. We are going to stay room for improvement, but I don't feel like the stepchild of Eugene as much.
- Thanks for asking!
- Good Luck!!!
- I am retired + a widow + feel safe in my home. I am active in my church but not in the community. I live on a cul-de-sac. I love the area altho' it has grown too fast. Seniors shouldn't have to pay so high school taxes. When I moved here it was rural-
- I think the area behind my home where the bum camp is, should be cleaned out + a fence built along railroads tracks so there is less foot traffic & drug dealing & drinking.
- I want to see some bicycle cops- Where are they?
- We love it here. We love the pride of people that live in this area. We love the pride of homeowners in keeping their places looking nice.
- We are concerned about all the break-ins in the neighborhood & wish they could catch those brats. There are plenty of activities for kids so what's the problem?
- Barger/Echo Hollow Drive way entrance/exits for Win Co area/McDonald's is "very poor" an accident waiting to happen- to many stop lights between Barger + next street south/ on Echo Hollow- to close together not good use of traffic flow.
- I would love to be more involved in our community, our area. I am handicapped & my husband works nights & it hard for me to attend P.M. meetings. Would like to help if there is something I could do from my home.
- Concerns that will cause me to move out of neighborhood: kid crimes- no respect for property/un-kept lawns, etc./ Unstable persons rental property-they don't care about garbage, lawns, noise, etc.
- We lived here in the 1960's then move back in 1992- what a change! The increase in population, homes + business and along with that, the problems. Where we live now was out in the country 5 years ago. I am glad there are organizations that are helping.
- There seems to be a bigger difference in the problems east of Echo Hollow+ the transients around Hwy 99 are of concern to us. We haven't lived here that long, but I can say that I would not let my children (teen girls) even ride a bike in that area by themselves sometimes I feel like there is a big population of ignorant parents that are not watching their kids, an that is not good! They need to get involved, but how to make that happen is a mystery to me. However, I am really looking forward to using the new bike path to Greenhill. I hope it stays safe.

- I had planned to attend the Bethel Community celebration this year but we were out of town. Our only experience with vandalism is the taking of decorative balls on our fence-We had had a serious problem of broken “pop ups” after my husband suggested changing watering hours we have lost very few. So far only 1 board has been kicked out of our fence. So is vandalism is being done in the late night, early morning hours. We are in a gated community so don’t experience many of the problems listed-Thank You
- I am still able to drive and most of my activities are at church on 3350 Willamette. I do attend functions at Petersen Barn. I have no family in Eugene.
- I believe to improve the Trainsong area, a sidewalk should be put all along Bethel road./I also believe Wilke should definitely be paved/LTD should regularly run down Bethel
- I work 51/2 days a week and tend not to attend meetings, I see the police at a lot of my neighbors for many reasons. I live in a [illegible] neighborhood and love my home, but the teens are a little rough and have a lot of parents who have to work and leave them to tear up the park etc.
- My husband & I walk every morning. I have been sad to see so many yards that look uncared for- net to a beautiful yard where people do care. Beside all the garbage-especially Golden Garden Pond area. I would LOVE to see a community clean up project. I would HELP!
- We need more parks- I would like to see the space north of Royal (that is still open) developed into a park-maybe with a labyrinth garden walk instead of more housing all over the place.
- I would love to see increased AIDS awareness programs, family violence prevention workshops, parenting classes/ resources, + reduced dental/health care venues.
- I manage a large complex with lots of children. Would like to see + be involved in programs for young children, especially latch key kids.
- Go Ducks!
- We live in the newer housing development between N Terry + Royal so I mostly answered the questions just in our small surrounding neighborhoods on this side of Barger. A few of my employees’ that also live “Area #2 West Bethel,” have had a lot of problem w/crime drugs w/neighbors, theft especially car theft+ feel very unsafe to let children play w/out a Adult Thank You!
- Please do something about the drunk crack heads. Meth/ heroin, speed, etc. are the biggest problem. If we didn’t have so many druggies it would vastly improve the neighborhood.
- Single/work/home no children/ do not interack in community neighborhood even thou know I should

- We moved here from out of state. If we new what this neighborhood was like, we would have chosen a different part of town. A Eugene Police told me this area has a “black cloud” hanging over it. That was not pleasant to hear “after” we bought our home.
- I have to small children that will be entering school- & I’d like to see more things for them. I guess I just live in the wrong neighborhood. It looks ok, but has had a lot of drug related problems.
- I am a widower & spend 3-4 mo. In the south. (snow bird)
- I have been robbed twice. My son has had his bike stolen from in front of church. I had a neighbor dealing drugs which I witnessed. My grandson had his car stolen from WinCo parking lot. I live five blocks from Peterson Park. The noise from their band has made my picture window sway in and out. I called them and was told I had to live with it. I called the police they made them tone it down.
- It’s hard having the homeless shelters on Hwy 99. We get a lot of foot traffic on our St. With people cutting through. But if it wasn’t for the shelters people wouldn’t have any place to go. So it’s a catch 22.
- Residents should take more pride in community/ Parents need to aware of what-hen-where their children are doing. Depend less on govt. to solve everything/ We have a let someone else do it attitude, not my problem. We are all responsible.
- Parents just let their kids go anywhere! With no supervision make me wonder what the parents are doing. The parents discipline by hitting. Then they (the parents) wonder why the kid is a brat. Parental responsibility + parenting correctly is lacking.
- Thank you for putting together this survey!!
- My immediate concern is that there seems to be a growing number of burglaries lately-or maybe I’ve just become more aware.
- Would like to see the bike pathways & green belts & estuaries-wetlands, preserved & extended. Complete school and park landscaping. More trees-tree program. Thanks.
- I bought a house in West Eugene because that is all I could afford at that time. I was born and raised in South Eugene. My area is fairly nice but there are other areas like Train Song Park that are pretty bad. I don’t think the schools are bad but the class of students are. Go back to closed campuses and don’t give kids so much freedom. High has a mandatory off campus study halls-Why so kids can go get high. We don’t need a police station but kids are given way to much freedom and they are not old enough to know how to use it.
- In case I haven’t make my opinion sufficiently clear, the single biggest problem in my neighborhood is Barking Dogs!!
- We loved moving to this neighborhood-it was nice, peaceful place-but now we have been robbed twice, had a drug bust less than a block

away, had the Eugene Police have someone handcuffed in my front yard in front of my young son and heard of other break ins on our street. Unfortunately, I no longer love this neighborhood, but have purchased my home and plan to stay awhile. I truly hope these programs help to clean up our neighborhood.

- I think Weed & Seed is building a solid organizational base for future healthier growth in this area- I hope it can continue + get a lot more financial support than it has.
- Most homes in Royal Ave. have no pride in ownerships, yards are full of old cars-junk + a lot of back yards have tall grass. I it's a real fire hazard. Garbage sits outside.
- Until the justice system and social service system changes dramatically I think your hands are somewhat tied.
- Many side streets (esp. Elmira) in need of repair and/or curbs w/ possible bike path.-The abandoned Albertsons across from Willamette H.School would make a great "clean, fun" hangout for teens if turned into a roller rink, or pool hall/video gaming area-monitored by security-no drugs/alcohol allowed.
- We need more resources in prevention + education than in throwing people in jail- we need resources to help people succeed in life rather than take their life away or fine them so heavily they give up being a productive + thoughtful citizen. Also, as good as the police are, I believe they still have a ways to go into understanding healthy communities...they need more prevention education!
- For the most part, some Bethel (areas) are very nice and peaceful to live in, and some are not to worthy. P.S. Go Ducks "2003"
- I doubt any community involvement in this area would make a difference UNLESS improving the ambience of Bethel was the focus. In all the years we've lived here, we've never seen a tree-planting-in-neighborhoods campaign. We've never seen an effort to make neighbors responsible for dogs, for keeping yards mowed + watered, limiting numbers of vehicles boats, etc in front yards, and all the other amenities a neighborhood needs to keep property values up. Take, for instance, the politically correct nonsense of the pigsty across the street from Malabon Elementary School that houses untold numbers of losers.
- I don't get the paper, and I don't have a TV. I get my news on NPR and local news from KLCC and Eugene Weekly-s I don't hear much about what goes on locally outside of Lands by Place. To be embarrassingly honest, I don't have any interest in the problems of children and teens. Like most seniors, I'm busy coping with the ordeals of old age.
- This is a great blue color neighborhood. The problems are average.

- Bathrooms in the parks are useful for small children please install some.-seems like all the library + other activities for kids under 6 are during the day. Hello- We work around here...-I'm hoping that Barger doesn't become similar to River Road in its activity.-Sorry to see the hayfields and small farms folding into housing developments.-Thanks for asking!
- Survey was an eye opener-didn't know about all the programs involved with Weed & Seed. I'll check them out! Thanks.
- I see us suffering over man years with a contentious, ineffective city council, a general attitude by city that Bethel is "outside" the city... because Bethel has affordable housing + good schools-many young families move here- also the location of so many senior parks-we have many seniors here-hence love income. Because so many have moved here in recent years- sense of community has lessened.
- I feel that this area is growing. Which is great, but it also has responsibilities to go with the growth. There are a lot of kids with working parents + no place to go or nothing to do, so they roam around, looking for trouble. This where the drug dealers have a hay day because they know the kids have time on their hands. My soapbox is relegated to the next person.
- I would like more information on the Weed & Seed programs. I was informed by neighbors just yesterday that a summer parks program has begun in our little community park. We take our grandchildren to play at the park a great deal in the summer + were pleasantly surprised to find a restroom available for public use when at the park.
- The new bike/walking path was a nice idea but it gets little use because of the lack of safety. Any future paths should be built on the opposite side of the sound wall. Any its current positions there are disturbingly few access points, no one can hear you scream for help, and even if they hear you, help could not see you or get to you over the wall./ Community activities are currently geared toward families w/children. There is no reason for singles or married couples w/o children to attend most events./ The Bethel School District recently cut the TAG program. Without it I see no reason to support local schools as it was one of the few things I highly approved of in the Bethel School District. -P.S. This survey takes closer to 30 min to complete.
- A neighborhood newspaper be nice, I am disable so it is hard for me to go to meetings
- The neighbors in the Trainsong community are working hard to bring a sense of community.
- I enjoy living here with the exception of the crime problems. Its gotten much worse in the last 6 months and I have no idea why. I'm

afraid to go to work each day because I'm afraid of what I'll find gone when I return, that isn't right.

- We have recently moved from Kingsbury. Although the neighborhood is in a much lower economic bracket. The people interaction is much more friendly & warm. We are glad to be here. 57 yrs 54 yrs 20 yrs 15 yrs
- Unimproved streets from Golden Garden to Terry Street. Some streets designated as low income etc. Have been done but where people in low middle class live/ no money was allocated-Community pride would increase if people felt they were important.
- I have heard comments regarding "Weed + Seed" in the Whitacre area- not favorable comments to the effect that it is another of those "target low level drug users and ignore the higher ups." I don't know about Bethel's program- it may work if the Eugene Police are told to get their act together and quit acting like Prima Donnas.
- I would really appreciate being able to go down any street in Bethel and not have to deal with one or more potholes-some streets are disasters. Also, so many neighborhoods need sidewalks, especially for kids to practice riding their bikes, roller skating and just to walk! I also feel 4J and Bethel school districts should merge. That would benefit everyone.