

OREGON INVENTORY OF HISTORIC PROPERTY  
ELLIS LAWRENCE BUILDING INVENTORY  
COUNTY: Grant

**HISTORIC NAME:** PRAIRIE CITY SCHOOL GYMNASIUM

**COMMON NAME:** Old Gym  
**OTHER NAMES:**

**RESOURCE TYPE:** Building  
**STATUS:** built & survives

LAWRENCE

(JOB#) YEAR: (1955) 1930

(JOB#) YEAR: ( )

(JOB#) YEAR: ( )

**CITY:** Prairie City Oregon  
**STREET:** Overholt Ave. at 10th Street  
**OWNER:** School District #4  
740 Overholt, Prairie City, Or. 97869

**FIRST DATE:**

**DESIGN BEG:** Oct. 1930

**DESIGN END:** Oct. 1930

**CONSTR BEG:** Nov. 1930

**CONSTR END:** 1931

**TOWNSHIP:** 13S **RANGE:** 33E **SECTION:** 11

**MAP#:** 13-33-11BD **TAX LOT:** 13-33-11-00-1100

**ADDITION:** Prairie Land Company 1st Add **ORIGINAL USE:** school/gymnasium

**BLOCK:** 043 **LOT:** **QUAD:** **PRESENT USE:** school/gymnasium

**ASSESSOR #:**

**SITE:** 2.0 acres, approx.

**THEMES:** 20C Architecture, Education

**DATA BELOW IS ON LAWRENCE FIRM'S DESIGN AS-BUILT:**

**ARCHITECT:** Lawrence, Holford, Allyn and Bean **CHIEF DESIGNER:** probably EFL  
**ENGINEERS & CONSULTANTS:**

**CONTRACTORS:**

N.B. Leshar, Portland (General)

**ARTISTS & CRAFTSMEN:**

**STYLE:** Colonial (1910-1935)

**PLAN TYPE/SHAPE:** rectangular (sides long) +rear wing

**FOUNDATION MATERIAL:** concrete

**STORIES:** 1

**BASEMENT:** no

**ROOF/MATERIAL:** truncated hip /Wood shingles

**WALL CONSTR:** nailed wood frame

**STRUC.FRAME:** heavy timber

**PRIME WINDOW TYPE:** wood group. multi-pane db-hung w/special half-ellip.

**EXTERIOR SURFACE MATERIAL:** wood shingles,

**DECORATIVE FEATURES/MATERIALS:**

decorative cut shingles below gym windows (now removed); entry porch with paired wood pilasters and multi-pane fanlight.

**OTHER:**

The gym is an addition to the 1917 school building. Elementary classroom wing by Josey & Jensen Architects added to the gym in 1952. Gym floor replaced 1938.

**CONDITION:** good

**MOVED:** not moved

**ALTERATIONS/ADDITIONS (dated):**

gym windows covered or removed (1973); small flat-roof rear addition (c. 1963); truncated hip roof was apparently built & later removed, exposing truss profile

**LANDSCAPE FEATURES:**

blacktop area added on the south; outdoor basketball backstop was attached to the gym in this area and has resulted in considerable shingle damage.

ELLIS LAWRENCE BUILDING INVENTORY

HISTORIC NAME: PRAIRIE CITY SCHOOL GYMNASIUM

**ASSOCIATED STRUCTURES:**

adjacent original school building (1917) with EF Lawrence alterations (1938).

**SETTING:**

School is in a residential area south of the downtown commercial core of Prairie City. Gym site is nearly flat and bounded by streets on two sides.

**SIGNIFICANCE OF LAWRENCE FIRM'S DESIGN:**

**EXTER.DETAILS/CRAFTSMANSHIP:** Better than average workmanship and materials.

**INTER.DETAILS/CRAFTSMANSHIP:** Ordinary construction with no special features.

**EXTERIOR INTEGRITY:** Moderate changes; some original character remains.

**INTERIOR INTEGRITY:** Moderate changes; some original character remains.

**SITE INTEGRITY:** Minor changes, but original character intact.

**SETTING INTEGR:** Minor changes to character and relationship of surroundings.

**SIGNIFICANCE STATEMENT:**

No photos have been found to confirm that the truncated hip roof was built as drawn and later altered. Except for this, the loss of the windows in the gym and other more minor alterations, this building is intact and retains most of its original finishes. The use of colonial ornamental detail with a wood shingle exterior may be unique for public buildings in the region. Although the building was obviously designed to be economically built, its excellent proportions and detail give it a strong presence and dignity which makes it an important and visible landmark. This is one of only two gyms designed by Lawrence's firm in Eastern and Central Oregon (Baker High School is the other).

The gym/auditorium is important locally as the setting for athletic and social events of the town's high school and elementary school which were held here until the new gym was built. In addition to the major gym/auditorium space the building contains a simple stage and dressing rooms.

**SOURCES/DOCUMENTS: Description (Location)**

5 blueprints of construction drawings drawn by H.Abbott Lawrence, Allyn, "R", & "?", October 1930, rev. October 20, 1930 (at school).

Woods, Zelma, interview by M. Shellenbarger on 11 July 1988.

Bowler, Jim, interview by M. Shellenbarger on 11 July 1988.

PRAIRIE CITY SCHOOL YEARBOOKS, 1951 to 1975

Master Index to Lawrence drawings, EF Lawrence Col., UO Library Special Col.

DAILY JOURNAL OF COMMERCE, Portland, 10/20/30 p1, 10/31/30 p1, 12/27/30 p6.

**PUBLICATIONS:**

**SLIDE NO.:**

**SHPO INVENTORY NO.:**

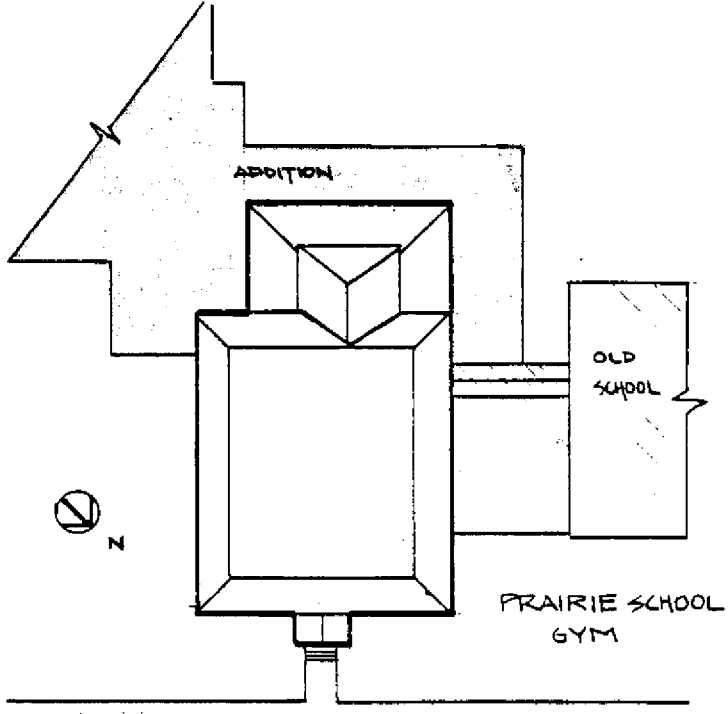
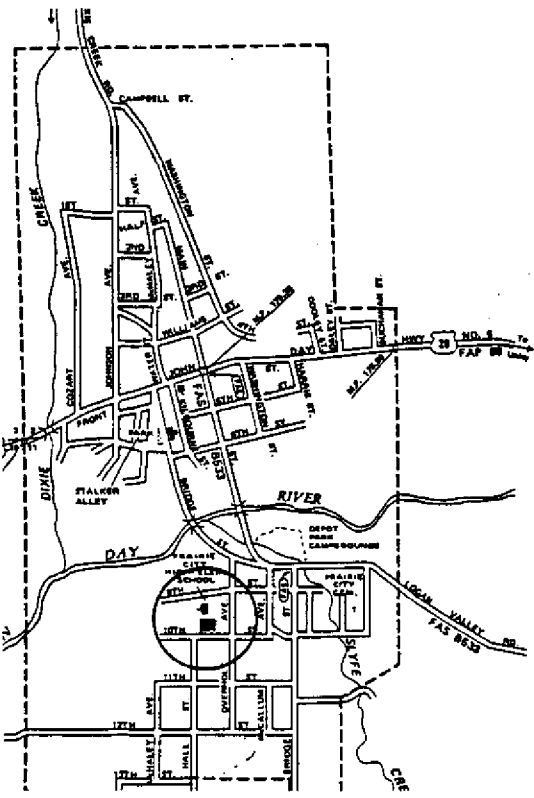
**RESEARCH BY:** RS/Shellenbarger **DATE:** 07/17/88

**RECORDED BY:** M. Shellenbarger **DATE:** 07/17/88

ELLIS LAWRENCE BUILDING SURVEY  
HISTORIC NAME: PRAIRIE CITY SCHOOL GYMNASIUM

RECENT PHOTO  
NEGATIVE #s:  
MS1-24A

*First # above  
is upper-right  
photo; second #  
is just below.  
If no # above,  
see sources at  
bottom of page.*



HISTORIC PHOTO/OTHER GRAPHIC SOURCE:

OREGON INVENTORY OF HISTORIC PROPERTY  
ELLIS LAWRENCE BUILDING INVENTORY

E V A L U A T I O N

HISTORIC NAME: PRAIRIE CITY SCHOOL GYMNASIUM

<u>INTEGRITY OF:</u>	<u>NUMERICAL</u>
1. EXTERIOR: Moderate changes; some original character remains.	3
2. INTERIOR: Moderate changes; some original character remains.	3
3. SITE: Moderate changes; some original character remains.	3
4. SETTING: Minor changes to character and relationship of surroundings.	3

INTEGRITY TOTAL                    12

<u>DISTINCTION OF:</u>	
1. EXTERIOR DETAILS & CRAFTSMANSHIP: Better than average workmanship and materials.	3
2. INTERIOR DETAILS & CRAFTSMANSHIP: Ordinary construction with no special features.	0
3. STYLE: (Colonial (1910-1935)) It has distinctive features of its identified style. Compared to Lawrence's other surviving Oregon buildings, this style is unique in its city/town or rural area.	2 5
4. ORIGINAL USE: (school/gymnasium) Compared to Lawrence's other surviving Oregon buildings, this use is unique in Oregon.	9
5. ARCHITECTURAL DESIGN: Compared to Lawrence's other surviving Oregon buildings, this design is average quality and significance. Is it part of an ensemble of surviving buildings by Lawrence? No other Lawrence buildings are nearby. Are structural or technical aspects of the design significant? Of little significance.	2 0 0
6. LAWRENCE'S PERSONAL INVOLVEMENT IN THE DESIGN PROCESS: Lawrence was probably chief designer, though little evidence	6

DISTINCTION TOTAL                    27

<u>EDUCATIVE OR ASSOCIATIVE VALUE:</u>	
1. HISTORIC EVENTS OR ACTIVITIES: Some association with historic events or activities.	2
2. HISTORIC PERSONS: Some association with significant historic person(s).	2
3. SYMBOLIC ASSOCIATION WITH AN IDEAL, INSTITUTION, OR POLITICAL ENTITY: Major symbolic association with local ideal or institution.	5

EDUCATIVE OR ASSOCIATIVE TOTAL                    9

GRAND TOTAL    48

RANK:    SECONDARY

NOTE: Only the built, surviving buildings in Oregon were evaluated.

OREGON INVENTORY OF HISTORIC PROPERTY  
ELLIS LAWRENCE BUILDING INVENTORY  
COUNTY: Grant

**HISTORIC NAME:** PRAIRIE CITY SCHOOL, alterations

**COMMON NAME:** Prairie City High School  
**OTHER NAMES:** PWA Docket 1263

**RESOURCE TYPE:** Building  
**STATUS:** total alteration  
LAWRENCE

**CITY:** Prairie City Oregon  
**STREET:** Overholt Ave, between 9 & 10 Sts  
**OWNER:** School District #4  
740 Overholt, Prairie City, Or. 97869

(JOB#) YEAR: (2102) 1938  
(JOB#) YEAR: ( )  
(JOB#) YEAR: ( )  
**FIRST DATE:** July 1938  
**DESIGN BEG:** July 1938  
**DESIGN END:** Sept. 1938  
**CONSTR BEG:** Dec. 1938  
**CONSTR END:** Febr. 1939  
**LOSS DATE:**  
**ORIGINAL USE:** school/high & elementary  
**PRESENT USE:** school/high school  
**SITE:** 8.0 acres, approx.

**TOWNSHIP:** 13S **RANGE:** 33E **SECTION:** 11  
**MAP#:** 13-33-11BD **TAX LOT:** 13-33-11-00-1100  
**ADDITION:** Prairie City Land Co. 1st Add  
**BLOCK:** 043 **LOT:** **QUAD:** **PRESENT USE:**  
**ASSESSOR #:**  
**THEMES:** 20C Architecture, Education

**DATA BELOW IS ON LAWRENCE FIRM'S DESIGN AS-BUILT:**

**ARCHITECT:** Lawrence, Holford & Allyn **CHIEF DESIGNER:** Fred Allyn  
**ENGINEERS & CONSULTANTS:**

**CONTRACTORS:**  
Conrad Frank, Walla Walla (general contract)

**ARTISTS & CRAFTSMEN:**

**STYLE:** none  
**PLAN TYPE/SHAPE:** rectangular (front long) +side wing  
**FOUNDATION MATERIAL:** **STORIES:** 1 **BASEMENT:** yes  
**ROOF/MATERIAL:** /  
**WALL CONSTR:** **STRUC.FRAME:**  
**PRIME WINDOW TYPE:** wood fixed sash  
**EXTERIOR SURFACE MATERIAL:** ,  
**DECORATIVE FEATURES/MATERIALS:**

**OTHER:**  
Public Works Administration Docket # Oregon 1263-F

**CONDITION:**  
**MOVED:**  
**ALTERATIONS/ADDITIONS (dated):**  
The interior alterations designed by Lawrence's firm have been totally altered.  
North wing by Smith, Key, & Blakley, Architects added in 1963.

**LANDSCAPE FEATURES:**  
central front entry sidewalk and steps. lawn and shrubs.

## ELLIS LAWRENCE BUILDING INVENTORY

**HISTORIC NAME:** PRAIRIE CITY SCHOOL, alterations

### **ASSOCIATED STRUCTURES:**

Gymnasium addition on south by EF Lawrence (1931)

### **SETTING:**

school is in a residential area south of the downtown commercial core of Prairie City. Site slopes somewhat with a street in front.

### **SIGNIFICANCE OF LAWRENCE FIRM'S DESIGN:**

**EXTER.DETAILS/CRAFTSMANSHIP:** no longer survives

**INTER.DETAILS/CRAFTSMANSHIP:** no longer survives

**EXTERIOR INTEGRITY:** Major changes; original character lost.

**INTERIOR INTEGRITY:** Major changes; original character lost.

**SITE INTEGRITY:**

**SETTING INTEGR:**

### **SIGNIFICANCE STATEMENT:**

The original school was built in 1917. Lawrence, Holford and Allyn's 1938 interior alterations included new linoleum floors nearly everywhere, some new cabinetwork, and plaster and woodwork refinishing. Several minor wall relocations occurred and a new folding wood partition replaced a wall between two classrooms. A large room was remodeled into a library. The upper transoms of the existing exterior windows were replaced with fixed glass. Total cost of this work was \$8,325 (including a new maple gym floor), included a PWA loan of \$3,746. All of this work was replaced in subsequent re-alterations and no longer exists.

### **SOURCES/DOCUMENTS: Description (Location)**

2 blueprints of construction drawings drawn by Allyn dated Aug 1938, revised Sept. 15 1938 (several sets at school)

THE JOURNAL, Thursday December 1, 1938, "Work this week on WPA remodeling job".

1 blueprint of preliminary "proposed improvements" by Lawrence, Holford and Allyn July 5, 1938. (at school)

Bowler, Jim, interview by M. Shellenbarger, July 11, 1988.

A STUDY OF GRANT CO. PUBLIC SCHOOLS, UO Library Oregon Collection/LA 353/.G7/078

DAILY JOURNAL OF COMMERCE, Portland 8/26/38 pl.

### **PUBLICATIONS:**

**SLIDE NO.:**

**SHPO INVENTORY NO.:**

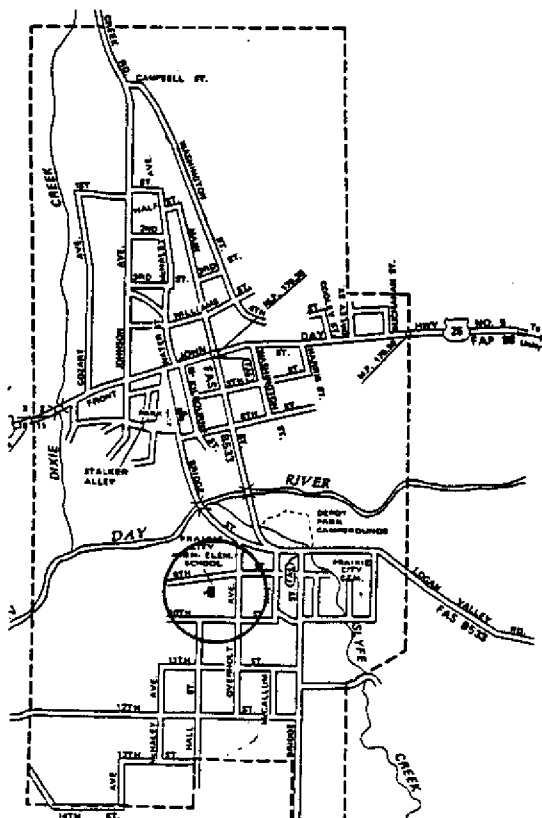
**RESEARCH BY:** RS/Shellenbarger **DATE:** 07/17/88

**RECORDED BY:** M. Shellenbarger **DATE:** 07/17/88

ELLIS LAWRENCE BUILDING SURVEY  
HISTORIC NAME: PRAIRIE CITY SCHOOL, alterations

RECENT PHOTO  
NEGATIVE #s:

*First # above  
is upper-right  
photo; second #  
is just below.  
If no # above,  
see sources at  
bottom of page.*



HISTORIC PHOTO/OTHER GRAPHIC SOURCE:

OREGON INVENTORY OF HISTORIC PROPERTY  
ELLIS LAWRENCE BUILDING INVENTORY

EVALUATION

HISTORIC NAME: PRAIRIE CITY SCHOOL, alterations

<u>INTEGRITY OF:</u>	<u>NUMERICAL</u>
1. EXTERIOR: Major changes; original character lost.	0
2. INTERIOR: Major changes; original character lost.	0
3. SITE:	
4. SETTING:	
	INTEGRITY TOTAL 0
 <u>DISTINCTION OF:</u>	
1. EXTERIOR DETAILS & CRAFTSMANSHIP: no longer survives	0
2. INTERIOR DETAILS & CRAFTSMANSHIP: no longer survives	0
3. STYLE: (none) not applicable Compared to Lawrence's other surviving Oregon buildings, this style is not applicable	0
4. ORIGINAL USE: (school/high & elementary) Compared to Lawrence's other surviving Oregon buildings, this use is unique in its city/town or rural area; one of few in Oregon	7
5. ARCHITECTURAL DESIGN: Compared to Lawrence's other surviving Oregon buildings, this design is below average quality and significance. Is it part of an ensemble of surviving buildings by Lawrence?  Are structural or technical aspects of the design significant? Of little significance.	0
6. LAWRENCE'S PERSONAL INVOLVEMENT IN THE DESIGN PROCESS: Another designer is known to have been chief designer.	0
	DISTINCTION TOTAL 7
 <u>EDUCATIVE OR ASSOCIATIVE VALUE:</u>	
1. HISTORIC EVENTS OR ACTIVITIES: Some association with historic events or activities.	2
2. HISTORIC PERSONS: No known association with a significant historic person.	0
3. SYMBOLIC ASSOCIATION WITH AN IDEAL, INSTITUTION, OR POLITICAL ENTITY: No known significant symbolic association.	0
	EDUCATIVE OR ASSOCIATIVE TOTAL 2
	GRAND TOTAL 9
	RANK: NON-COMPATIBLE

NOTE: Only the built, surviving buildings in Oregon were evaluated.



OREGON INVENTORY OF HISTORIC PROPERTY  
ELLIS LAWRENCE BUILDING INVENTORY  
S H O R T F O R M

COUNTY: Crook

HISTORIC NAME: LAWSON, THOMAS, LOG CABIN

RESOURCE TYPE: Building

STATUS: unknown

LAWRENCE

(JOB#) YEAR: (0323) 1915

CITY: vicinity Prineville

Oregon

**DESCRIPTION/EXPLANATION:**

Lawrence made "sketches & plans" for a log cabin for Thomas Lawson, for whom Lawrence had built the Henry McCall house. The bill was for \$250 "to apply to commission if work proceeds". In 1915 Lawson bought the Raised L Ranch on Crooked River for his son Doug, and Doug was building a house in 1915 which may have been the "log cabin"; it burned down before 1923.

RESEARCH BY: M. Shellenbarger

RECORDED BY: M. Shellenbarger DATE: 09/25/88

OREGON INVENTORY OF HISTORIC PROPERTY  
ELLIS LAWRENCE BUILDING INVENTORY  
COUNTY: Crook

HISTORIC NAME: ROBINSON & CLIFTON BUILDING

COMMON NAME:

OTHER NAMES: Prineville Men's Wear

RESOURCE TYPE: Building  
STATUS: built & survives

LAWRENCE

(JOB#) YEAR: (1614) 1923

(JOB#) YEAR: ( )

(JOB#) YEAR: ( )

FIRST DATE: Nov. 1922

DESIGN BEG: 1922

DESIGN END: 1923

CONSTR BEG: 1922

CONSTR END: 1923

LOSS DATE:

ORIGINAL USE: store & offices

PRESENT USE: store & offices

SITE: acres, approx.

CITY: Prineville Oregon  
STREET: 231, 233 Main Street  
OWNER: Edward & Marie F. Lane  
(at property address above)

TOWNSHIP: 15S RANGE: 16W SECTION: 06

MAP#: 15 16 6AA TAX LOT: 15-16-06-00-4300

ADDITION: Monroe Hodges

BLOCK: 010 LOT: 1 QUAD:

ASSESSOR #:

THEMES: 20C Architecture, Commercial

DATA BELOW IS ON LAWRENCE FIRM'S DESIGN AS-BUILT:

ARCHITECT: Lawrence and Holford  
ENGINEERS & CONSULTANTS:

CHIEF DESIGNER:

CONTRACTORS:

Delmar Ladd, Redmond (Plastering), Shipp & Simmons (General)

ARTISTS & CRAFTSMEN:

STYLE: Mediterranean

PLAN TYPE/SHAPE: rectangular (sides long)

FOUNDATION MATERIAL: concrete

STORIES: 2

BASEMENT:

ROOF/MATERIAL: essentially flat /Bitum. builtup

WALL CONSTR: brick (bearing)

STRUC.FRAME: heavy timber

PRIME WINDOW TYPE: wood multi-pane double-hung w/special rounded-top

EXTERIOR SURFACE MATERIAL: brick,

DECORATIVE FEATURES/MATERIALS:

distinctive linear facade pattern with "X"s above 2nd floor windows is of brick with white background apparently of white atlas cement parging (now painted).

OTHER:

Woodwork in interior was finished in golden oak originally.

CONDITION: good

MOVED: not moved

ALTERATIONS/ADDITIONS (dated):

facade painted one color; transom windows above store windows were covered with Till siding.

LANDSCAPE FEATURES:

none

ELLIS LAWRENCE BUILDING INVENTORY

HISTORIC NAME: ROBINSON & CLIFTON BUILDING

ASSOCIATED STRUCTURES:

SETTING:

downtown Prineville

**SIGNIFICANCE OF LAWRENCE FIRM'S DESIGN:**

**EXTER.DETAILS/CRAFTSMANSHIP:** Ordinary construction with no special features.

**INTER.DETAILS/CRAFTSMANSHIP:** Better than average workmanship and materials.

**EXTERIOR INTEGRITY:** Minor changes, but original character intact.

**INTERIOR INTEGRITY:** Minor changes, but original character intact.

**SITE INTEGRITY:** Essentially intact as originally built.

**SETTING INTEGR:** Minor changes to character and relationship of surroundings.

**SIGNIFICANCE STATEMENT:**

This building was discovered late in the survey process and therefore not visited. The incomplete data on this form was compiled from phone interviews, newspaper accounts, Lawrence's bills, and photos. When completed in early 1923, the building housed the J.E. Stewart & Co. store on the first floor, and dentist William Tackman and the optical office of Dr. A.K. Downs and Dr. R.W. Hopkins on the second floor. It was called "one of the most handsome structures in Prineville". Occupancy today is similar, and the building has little changed, though paint and siding have covered the original character-defining features of the facade. The appearance of the building originally was quite different from other commercial work by Lawrence's firms.

**SOURCES/DOCUMENTS: Description (Location)**

CENTRAL OREGONIAN 1/18/23 p1, 2/15/23 p1, 3/8/23 p1, 3/29/23 p1, 4/5/23 p1, 4/12/23 p1, 4/19/23 p8.

bills from Lawrence to Ross Robinson for design, working drawings, & specif., (Lawrence Col. box 6, UO Library, Special Col.)

Polk's Directories for Prineville 1924-5, 1936, 1938, 1942, 1946-7

historic photo (Crook County Historical Society Bowman Museum #1434)

Lane, Ed, phone interview by M. Shellenbarger, 2/20/89

**PUBLICATIONS:**

SLIDE NO.:

SHPO INVENTORY NO.:

RESEARCH BY: R.Sutherland/MS

RECORDED BY: M. Shellenbarger

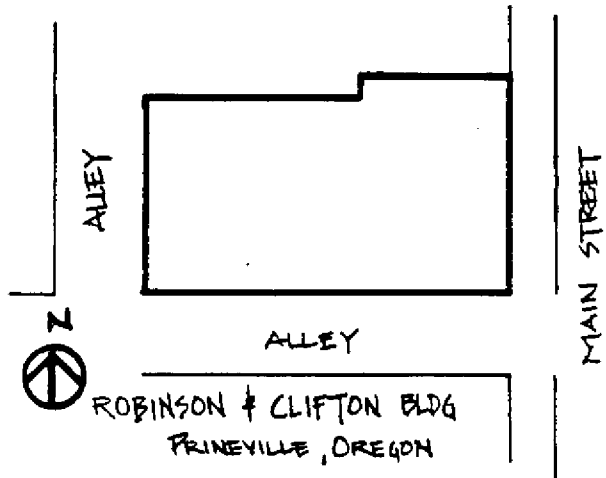
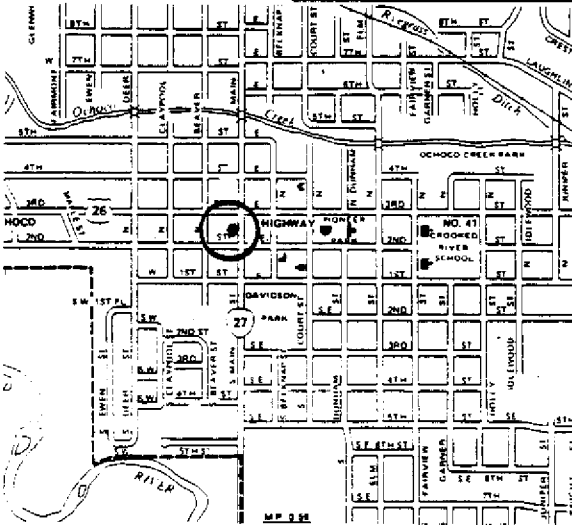
DATE: 02/24/89

DATE: 02/24/89

ELLIS LAWRENCE BUILDING SURVEY  
 HISTORIC NAME: ROBINSON & CLIFTON BUILDING

RECENT PHOTO  
 NEGATIVE #s:  
 MS5-35 (copy n)

First # above  
 is upper-right  
 photo; second #  
 is just below.  
 If no # above,  
 see sources at  
 bottom of page.



HISTORIC PHOTO/OTHER GRAPHIC SOURCE: Crook Co. Historical Society Bowman Museum

OREGON INVENTORY OF HISTORIC PROPERTY  
ELLIS LAWRENCE BUILDING INVENTORY

E V A L U A T I O N

HISTORIC NAME: ROBINSON & CLIFTON BUILDING

<u>INTEGRITY OF:</u>	<u>NUMERICAL</u>
1. EXTERIOR: Minor changes, but original character intact.	7
2. INTERIOR: Minor changes, but original character intact.	7
3. SITE: Essentially intact as originally built.	9
4. SETTING: Minor changes to character and relationship of surroundings.	3

INTEGRITY TOTAL 26

<u>DISTINCTION OF:</u>	
1. EXTERIOR DETAILS & CRAFTSMANSHIP: Ordinary construction with no special features.	0
2. INTERIOR DETAILS & CRAFTSMANSHIP: Better than average workmanship and materials.	3
3. STYLE: (Mediterranean) It has few features associated with its identified style. Compared to Lawrence's other surviving Oregon buildings, this style is unique in its city/town or rural area.	0 5
4. ORIGINAL USE: (store & offices) Compared to Lawrence's other surviving Oregon buildings, this use is unique in its city/town or rural area.	5
5. ARCHITECTURAL DESIGN: Compared to Lawrence's other surviving Oregon buildings, this design is below average quality and significance. Is it part of an ensemble of surviving buildings by Lawrence? No other Lawrence buildings are nearby. Are structural or technical aspects of the design significant? Of little significance.	0 0 0 0
6. LAWRENCE'S PERSONAL INVOLVEMENT IN THE DESIGN PROCESS: Another designer was probably the chief designer.	2

DISTINCTION TOTAL 15

<u>EDUCATIVE OR ASSOCIATIVE VALUE:</u>	
1. HISTORIC EVENTS OR ACTIVITIES: Some association with historic events or activities.	2
2. HISTORIC PERSONS: Some association with significant historic person(s).	2
3. SYMBOLIC ASSOCIATION WITH AN IDEAL, INSTITUTION, OR POLITICAL ENTITY: No known significant symbolic association.	0

EDUCATIVE OR ASSOCIATIVE TOTAL 4

GRAND TOTAL 45

RANK: SECONDARY

NOTE: Only the built, surviving buildings in Oregon were evaluated.

OREGON INVENTORY OF HISTORIC PROPERTY  
ELLIS LAWRENCE BUILDING INVENTORY  
COUNTY: Crook

HISTORIC NAME: McCALL, HENRY, HOUSE

COMMON NAME: McCall, Hal, House  
OTHER NAMES: Westernwold  
Ranch Under the Rimrock

RESOURCE TYPE: Building  
STATUS: built & survives  
LAWRENCE

CITY: vicinity Redmond Oregon  
STREET: rural rt.1, box 117 (O'Neil hwy)  
OWNER: Schlosser, Phil & Elaine  
(at property address above)

(JOB#) YEAR: (0215) 1911  
(JOB#) YEAR: ( )  
(JOB#) YEAR: ( )  
FIRST DATE: Aug. 1911  
DESIGN BEG: 1911  
DESIGN END: Nov. 1911  
CONSTR BEG: Dec. 1911  
CONSTR END: 1912  
LOSS DATE:  
ORIGINAL USE: residence / ranch house  
PRESENT USE: residence / ranch house  
SITE: 2.0 acres, approx.

TOWNSHIP: 14S RANGE: 14E SECTION: 21  
MAP#: 14-14-21 TAX LOT: 14-14-21-00-0100

ADDITION:  
BLOCK: LOT: QUAD: ORIGINAL USE:  
ASSESSOR #: PRESENT USE:

THEMES: 20C Architecture, Farming, Stock Raising

DATA BELOW IS ON LAWRENCE FIRM'S DESIGN AS-BUILT:

ARCHITECT: Ellis F. Lawrence, Architect CHIEF DESIGNER: E F Lawrence  
ENGINEERS & CONSULTANTS:

CONTRACTORS:

ARTISTS & CRAFTSMEN:

STYLE: Colonial (1910-1935)  
PLAN TYPE/SHAPE: rectangular (front long) +wings on two sides  
FOUNDATION MATERIAL: stone STORIES: 2.5 BASEMENT: yes  
ROOF/MATERIAL: gambrel w/shed dormer(s)/Wood shingles  
WALL CONSTR: nailed wood frame STRUC.FRAME: nailed wood frame  
PRIME WINDOW TYPE: wood multi-pane double-hung w/special Palladian  
EXTERIOR SURFACE MATERIAL: wood weatherboards,  
DECORATIVE FEATURES/MATERIALS:

wood ceilings & wall paneling in hall & living rm; 4 fireplaces w/decor. wood mantels & surrounds (Denny Renton brick); decor. mullions for 2nd flr windows

OTHER:

substantial restoration & renovation by Schlossers: 1st flr. structure rebuilt; kitchen; master bath; entry hall wood ceiling replaced; sun porch enclosed; \*

CONDITION: good

MOVED: not moved

ALTERATIONS/ADDITIONS (dated):

\* roof shingles & ext. weatherboards replaced; shutters and stucco on stone chimneys removed; cornice moulding added in upstairs hallways (all approx 1983)

LANDSCAPE FEATURES:

large poplar trees & wood fence surround home site (fence removed in 1983)

ELLIS LAWRENCE BUILDING INVENTORY

**HISTORIC NAME:** McCALL, HENRY, HOUSE

**ASSOCIATED STRUCTURES:**

matching shed; historic dairy barn & horse barn, designed by Hal McCall

**SETTING:**

Rural home and associated structures are located on flat farm land in front of rimrock wall and adjacent to Crooked River; 11 miles west of Prineville.

**SIGNIFICANCE OF LAWRENCE FIRM'S DESIGN:**

**EXTER.DETAILS/CRAFTSMANSHIP:** Better than average workmanship and materials.

**INTER.DETAILS/CRAFTSMANSHIP:** High-quality skilled work: some fine materials.

**EXTERIOR INTEGRITY:** Minor changes, but original character intact.

**INTERIOR INTEGRITY:** Minor changes, but original character intact.

**SITE INTEGRITY:** Minor changes, but original character intact.

**SETTING INTEGRITY:** Minor changes to character and relationship of surroundings.

**SIGNIFICANCE STATEMENT:**

This house and its 640 acre ranch was a wedding present to Hal & Dorothy Lawson McCall from her father, Thomas Lawson, widely known as the "Copper King". It was called "Westernwold" after the "Dreamwold" name of the Lawson home on Cape Cod where they were married. Lawrence may have been selected as the architect because of his Massachusetts background, having moved to Oregon in 1906. Hal McCall was one of the first to develop irrigation systems in the Crooked River Valley. His son, Thomas Lawson McCall, was raised here and became a two-term governor of Oregon. Hal McCall's father had been a representative of Massachusetts in Congress. The house is one of only three ranch houses built by Lawrence in central and eastern Oregon, and it is by far the largest and most elaborate of the three. Recent extensive renovations have largely been restoration, with some alterations that were usually sympathetic to the original design.

**SOURCES/DOCUMENTS:** Description (Location)

9 prints of construction drawings, by Louis Rosenburg, (at residence)

Historic photos of rear. (Bowman Museum, Prineville)

Historic photos, Ellis Lawrence Coll. (UO Library, Special Coll.), (Crook County Historical Society Bowman Museum)

Oregon Inventory of Historic Sites for Crook County, Inventory Form by Stephen Dow Beckham, 8/4/76

THE CENTRAL OREGONIAN, Prineville OR., 6/16/81, 10/30/81, 4/13/83

PACIFIC COAST ARCHITECT, Vol 2 #3, Dec. 1911, p. 135 (EFL "prepared plans").

**PUBLICATIONS:**

McCall, Dorothy Lawson. RANCH UNDER THE RIMROCK, 1968, & THE COPPER KING'S DAUGHTER, 1972. Binford and Mort, Portland OR.

**SLIDE NO.:**

**RESEARCH BY:** D.Rich/Shellenb. **DATE:** 03/21/88

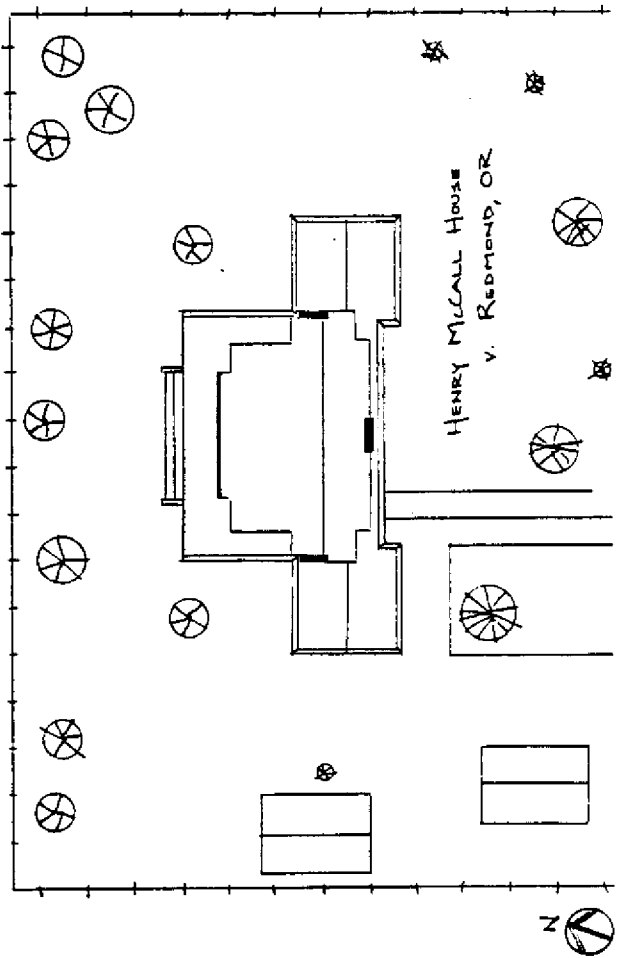
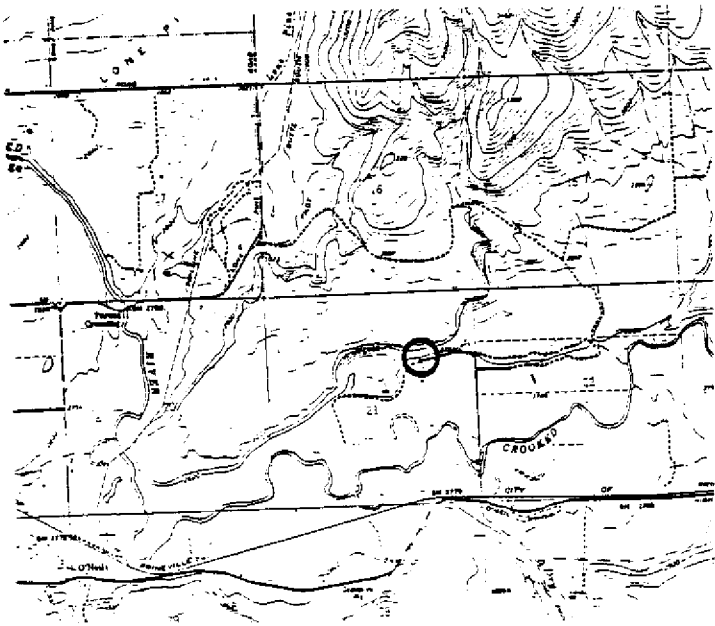
**SHPO INVENTORY NO.:**

**RECORDED BY:** M. Shellenbarger **DATE:** 08/03/88

ELLIS LAWRENCE BUILDING SURVEY  
HISTORIC NAME: McCALL, HENRY, HOUSE

RECENT PHOTO  
NEGATIVE #s:  
MS1-5A

*First # above  
is upper-right  
photo; second #  
is just below.  
If no # above,  
see sources at  
bottom of page.*



HISTORIC PHOTO/OTHER GRAPHIC SOURCE:



OREGON INVENTORY OF HISTORIC PROPERTY  
ELLIS LAWRENCE BUILDING INVENTORY

E V A L U A T I O N

HISTORIC NAME: McCALL, HENRY, HOUSE

<u>INTEGRITY OF:</u>	<u>NUMERICAL</u>
1. EXTERIOR: Minor changes; but original character intact.	7
2. INTERIOR: Minor changes; but original character intact.	7
3. SITE: Minor changes; but original character intact.	7
4. SETTING: Minor changes to character and relationship of surroundings.	3
INTEGRITY TOTAL	24

<u>DISTINCTION OF:</u>	
1. EXTERIOR DETAILS & CRAFTSMANSHIP: Better than average workmanship and materials.	3
2. INTERIOR DETAILS & CRAFTSMANSHIP: High-quality skilled work: some fine materials.	7
3. STYLE: (Colonial (1910-1935)) It is a prime example of its identified style.	5
Compared to Lawrence's other surviving Oregon buildings, this style is unique in its city/town or rural area.	5
4. ORIGINAL USE: (residence / ranch house) Compared to Lawrence's other surviving Oregon buildings, this use is unique in its city/town or rural area; one of few in Oregon	7
5. ARCHITECTURAL DESIGN: Compared to Lawrence's other surviving Oregon buildings, this design is above average quality and significance.	5
Is it part of an ensemble of surviving buildings by Lawrence?	0
No other Lawrence buildings are nearby.	0
Are structural or technical aspects of the design significant?	0
Of little significance.	0
6. LAWRENCE'S PERSONAL INVOLVEMENT IN THE DESIGN PROCESS: Lawrence is known to have been the chief designer.	9
DISTINCTION TOTAL	41

<u>EDUCATIVE OR ASSOCIATIVE VALUE:</u>	
1. HISTORIC EVENTS OR ACTIVITIES: Strong association with state historic events or activities.	7
2. HISTORIC PERSONS: Strong assoc. with person(s) of state historic significance.	7
3. SYMBOLIC ASSOCIATION WITH AN IDEAL, INSTITUTION, OR POLITICAL ENTITY: No known significant symbolic association.	0
EDUCATIVE OR ASSOCIATIVE TOTAL	14
GRAND TOTAL	79
RANK:	PRIMARY

NOTE: Only the built, surviving buildings in Oregon were evaluated.

OREGON INVENTORY OF HISTORIC PROPERTY  
ELLIS LAWRENCE BUILDING INVENTORY  
COUNTY: Douglas

HISTORIC NAME: SMITH, ROBERT E., House

COMMON NAME: The Pargeter House  
OTHER NAMES:

RESOURCE TYPE: Building  
STATUS: built & survives  
LAWRENCE

CITY: Roseburg Oregon  
STREET: 378 S.E. Claire  
OWNER: Norma Jean Kneuve  
(at property address above) 97470

(JOB#) YEAR: (0308) 1914  
(JOB#) YEAR: ( )  
(JOB#) YEAR: ( )

TOWNSHIP: 27S RANGE: 05W SECTION: 19  
MAP#: 27 05 19 BD TAX LOT: 27-05-19-05-3160  
ADDITION: Chadwick ORIGINAL USE:  
BLOCK: 004 LOT: 5-9 QUAD: PRESENT USE:  
ASSESSOR #:

FIRST DATE: Dec. 1914  
DESIGN BEG: Jan. 1915  
DESIGN END: March 1915  
CONSTR BEG: March 1915  
CONSTR END: March 1916

THEMES: 20C Architecture

LOSS DATE:  
residence  
residence  
SITE: 0.4 acres, approx.

DATA BELOW IS ON LAWRENCE FIRM'S DESIGN AS-BUILT:

ARCHITECT: Lawrence & Holford, Assoc. Arch. CHIEF DESIGNER: E F Lawrence  
ENGINEERS & CONSULTANTS:  
Edwards & Lazell (testing of sands and gravel)

CONTRACTORS:  
John Hunter, Eugene (General contract)

ARTISTS & CRAFTSMEN:

STYLE: Arts & Crafts  
PLAN TYPE/SHAPE: square +front & side wings  
FOUNDATION MATERIAL: concrete STORIES: 1.5 BASEMENT: yes  
ROOF/MATERIAL: comb. gable & hip.gable w/shed dormer(s)/Wood shingles  
WALL CONSTR: nailed wood frame STRUC.FRAME: nailed wood frame  
PRIME WINDOW TYPE: wood multi-pane casement w/special bay/oriel  
EXTERIOR SURFACE MATERIAL: stucco, wood board & batten  
DECORATIVE FEATURES/MATERIALS:

tiled fireplace in living room w/6 handmade decorative tiles with different  
bird & plant designs; entryway pergola w/5 columns, approx. 18' in diameter.

OTHER:  
open staircase with landing 2/3 up with large window on landing; slightly  
projecting second story supported by small, rounded, regularly-spaced brackets.

CONDITION: good

MOVED: not moved

ALTERATIONS/ADDITIONS (dated):

LANDSCAPE FEATURES:

Large site heavily planted with shrubs and trees; because of site slope, the  
upper floor of the house is at street level.

ELLIS LAWRENCE BUILDING INVENTORY

HISTORIC NAME: SMITH, ROBERT E., House

ASSOCIATED STRUCTURES:

SETTING:

residential area near downtown, yet secluded, with a view to the west.

SIGNIFICANCE OF LAWRENCE FIRM'S DESIGN:

EXTER.DETAILS/CRAFTSMANSHIP: Better than average workmanship and materials.

INTER.DETAILS/CRAFTSMANSHIP: Better than average workmanship and materials.

EXTERIOR INTEGRITY: Essentially intact as originally built.

INTERIOR INTEGRITY: Essentially intact as originally built.

SITE INTEGRITY: Minor changes, but original character intact.

SETTING INTEGR: Historic character & relationship of surroundings is intact.

SIGNIFICANCE STATEMENT:

The Robert Smith house is a fine example of Arts and Crafts design and an unusual style for Roseburg at that time. Robert Smith came to Roseburg in 1907 and bought the Douglas Abstract and Trust Company, becoming president. He later organized the First Trust and Savings Bank in Roseburg, and he had timber interests. By 1921 the Smiths had moved to Portland and the house was purchased in the mid 1920s by the Harry Pargeters, who resided there for many years. Harry Pargeter worked for the Douglas Title Company (formerly Douglas Abstract), and also organized Umpqua Savings and Loan and the Umpqua Insurance Agency. He was active in the Douglas Forest Protective Assoc., holding the position of secretary-treasurer for 40 years. This is Lawrence's only house in Roseburg and it is more architecturally distinguished than his only other house in southern Oregon, the Newbury house in Medford.

SOURCES/DOCUMENTS: Description (Location)

HISTORIC DOUGLAS COUNTY, 1972, Douglas County Historical Society.

SANBORN MAPS FOR ROSEBURG, 1922

3 bills for design and site visits by Lawrence (Lawrence Col. box 6, UO Library)

Builder's Contract, Laurence & Hunter with Joseph Smith, possession of Don Hunter, Eugene; Douglas County Courthouse records

Mrs. N.K. Kneuen, interview by Marianne Kadas, January 1989

Roseburg Cultural & Historical Resource Inventory form, by Morrison/Pinger 4/86

THE CENTENNIAL HISTORY OF OREGON, Gaston, vIII p398

PUBLICATIONS:

ROSEBURG EVENING NEWS, 3/22/15 p3 "City News"

OREGON BUILDING RECORD, Portland, 3/29/15 p1 "Mausoleum..." (Grants Pass wrong)

SLIDE NO.:

RESEARCH BY: MS/ M. Kadas

DATE: 02/18/89

SHPO INVENTORY NO.:

RECORDED BY: M. Shellenbarger

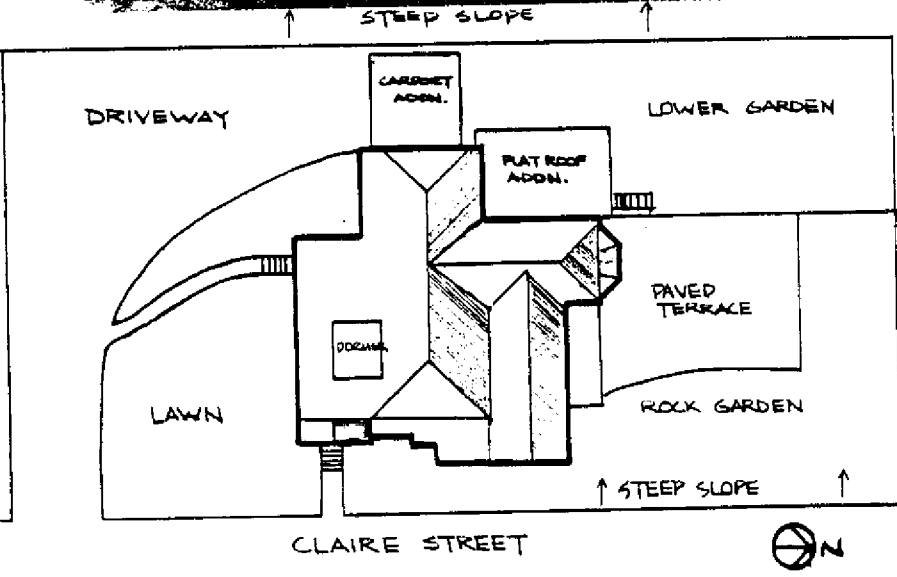
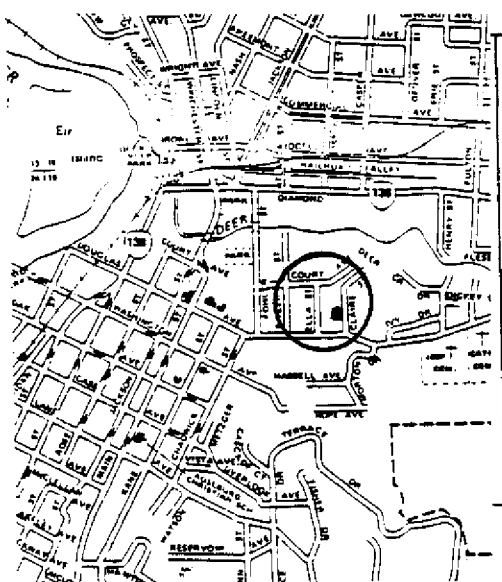
DATE: 02/18/89

ELLIS LAWRENCE BUILDING SURVEY

HISTORIC NAME: SMITH, ROBERT E., House

RECENT PHOTO  
NEGATIVE #s:  
MS5-34

First # above  
is upper-right  
photo; second #  
is just below.  
If no # above,  
see sources at  
bottom of page.



HISTORIC PHOTO/OTHER GRAPHIC SOURCE: Lawrence Col. photos (UO Library)

OREGON INVENTORY OF HISTORIC PROPERTY  
ELLIS LAWRENCE BUILDING INVENTORY

E V A L U A T I O N

HISTORIC NAME: SMITH, ROBERT E., House

<u>INTEGRITY OF:</u>	<u>NUMERICAL</u>
1. EXTERIOR: Essentially intact as originally built.	9
2. INTERIOR: Essentially intact as originally built.	9
3. SITE: Minor changes, but original character intact.	7
4. SETTING: Historic character & relationship of surroundings is intact.	5
<b>INTEGRITY TOTAL</b>	<b>30</b>

<u>DISTINCTION OF:</u>	
1. EXTERIOR DETAILS & CRAFTSMANSHIP: Better than average workmanship and materials.	3
2. INTERIOR DETAILS & CRAFTSMANSHIP: Better than average workmanship and materials.	3
3. STYLE: (Arts & Crafts) It is a prime example of its identified style. Compared to Lawrence's other surviving Oregon buildings, this style is unique in its city/town or rural area.	5
4. ORIGINAL USE: (residence) Compared to Lawrence's other surviving Oregon buildings, this use is unique in its city/town or rural area.	5
5. ARCHITECTURAL DESIGN: Compared to Lawrence's other surviving Oregon buildings, this design is above average quality and significance. Is it part of an ensemble of surviving buildings by Lawrence? No other Lawrence buildings are nearby.	5
Are structural or technical aspects of the design significant? Of little significance.	0
6. LAWRENCE'S PERSONAL INVOLVEMENT IN THE DESIGN PROCESS: Lawrence was probably chief designer, though little evidence	6
<b>DISTINCTION TOTAL</b>	<b>32</b>

<u>EDUCATIVE OR ASSOCIATIVE VALUE:</u>	
1. HISTORIC EVENTS OR ACTIVITIES: No known association with historic events or activities.	0
2. HISTORIC PERSONS: Strong assoc. with person(s) of local historic significance.	5
3. SYMBOLIC ASSOCIATION WITH AN IDEAL, INSTITUTION, OR POLITICAL ENTITY: No known significant symbolic association.	0
<b>EDUCATIVE OR ASSOCIATIVE TOTAL</b>	<b>5</b>
<b>GRAND TOTAL</b>	<b>67</b>
<b>RANK:</b>	<b>PRIMARY</b>

*NOTE: Only the built, surviving buildings in Oregon were evaluated.*

OREGON INVENTORY OF HISTORIC PROPERTY  
ELLIS LAWRENCE BUILDING INVENTORY  
UNBUILT FORM  
COUNTY: Marion

HISTORIC NAME: BROWN, CLIFFORD, HOUSE

COMMON NAME:

RESOURCE TYPE: Building  
STATUS: unbuilt project

CITY: Salem Oregon  
STREET:  
OWNER:

LAWRENCE  
(JOB#) YEAR: (1647) 1923  
(JOB#) YEAR: ( )  
FIRST DATE: May 1923  
DESIGN BEG:  
DESIGN END:

TOWNSHIP: RANGE: SECTION:

MAP#:

ADDITION:

ORIGINAL USE: residence

BLOCK: LOT: QUAD:

THEMEs: 20C Architecture

ARCHITECT: Lawrence and Holford

CHIEF DESIGNER: unknown

STYLE: unknown

PLAN TYPE/SHAPE:

ROOF FORM:

STORIES:

PRIME WINDOW TYPE:

EXTERIOR SURFACE MATERIAL: ,

DECORATIVE FEATURES:

OTHER:

SETTING:

**SIGNIFICANCE STATEMENT:**

A bill is located in the files of Ellis Lawrence Collection/U of O for preliminary studies for a residence for Clifford Brown. The Brown residence at the time was the famous Deepwood Mansion in Salem built in 1894. Mr. Brown died suddenly in 1927 and it is presumed that no house was ever built from these preliminary studies. There are no other bills connected with Mr. Brown. The announcement in Pacific Builder and Engineer states that plans have been prepared.

**SOURCES/DOCUMENTS: Description (Location)**

Ellis Lawrence Collection/U of O Special Collections; Marion County and City Directory

**PUBLICATIONS:**

Duniway, David. "The Building of Deepwood" 1979.  
PACIFIC BUILDER AND ENGINEER. May 4, 1923.

SHPO INVENTORY NO.:

RESEARCH BY: M. Kaddas  
RECORDED BY: K. Lakin

DATE: 08/16/88  
DATE: 08/18/88

OREGON INVENTORY OF HISTORIC PROPERTY  
ELLIS LAWRENCE BUILDING INVENTORY  
COUNTY: Marion

HISTORIC NAME: ELSINORE THEATER

COMMON NAME: RESOURCE TYPE: Building  
OTHER NAMES: STATUS: built & survives  
LAWRENCE  
(JOB#) YEAR: ( )  
(JOB#) YEAR: ( )  
(JOB#) YEAR: ( )  
CITY: Salem Oregon FIRST DATE: May 1925  
STREET: 170 High St. SE DESIGN BEG: Aug. 1925  
OWNER: General American Theatres DESIGN END:  
919 SW Taylor Portland 97205 CONSTR BEG:  
TOWNSHIP: 07s RANGE: 03w SECTION: 27 CONSTR END:  
MAP#: TAX LOT: 07-03-27- LOSS DATE:  
ADDITION: ORIGINAL USE: theatre  
BLOCK: 007 LOT: 6 QUAD: Salem PRESENT USE: movie theatre  
ASSESSOR #: SITE: 0.3 acres, approx.  
THEMES: 20C Architecture, Performing Arts

DATA BELOW IS ON LAWRENCE FIRM'S DESIGN AS-BUILT:

ARCHITECT: Lawrence and Holford CHIEF DESIGNER: E F Lawrence  
ENGINEERS & CONSULTANTS:

CONTRACTORS:

Van Patten C. (General); Ryer, R. (Millwork); Hogan D. (Plaster); Arm Priest C.  
(Sheet Metal); McKinny, P. (Electrical); Vibert & Todd (Electric Lamps);  
Rushlight, Hastorz & Lord (Plumbing)

ARTISTS & CRAFTSMEN:

Gray, W. & Hogan D.L. (Plaster work); Wannio T. & Berger, B. (Paint & Decoration);  
Jaeger, H. (Metal work); Gluck, L. (Panels); Povey Bros. (Art glass); Zane, N. (murals)

STYLE: Gothic Tudor Gothic

PLAN TYPE/SHAPE: rectangular (sides long)

FOUNDATION MATERIAL: concrete STORIES: 2 BASEMENT: yes

ROOF/MATERIAL: essentially flat /Bitum. builtup

WALL CONSTR: concrete STRUC.FRAME: concrete frame

PRIME WINDOW TYPE: wood fixed sash w/special Gothic

EXTERIOR SURFACE MATERIAL: concrete,

DECORATIVE FEATURES/MATERIALS:

four story parapeted central tower flanked by 2.5 story towers, Povey Brothers  
stained glass Interior; double staircases with wrought iron railings,

OTHER:

wall murals depicting theatrical scenes, polychrome decoration, Tudor-Gothic  
proscenium arch, ornamental light fixtures, marble floors

CONDITION: good

MOVED: not moved

ALTERATIONS/ADDITIONS (dated):

marble floors replaced, some arches bricked in, lower seating replaced (no  
dates); total restoration and renovation (1983-86)

LANDSCAPE FEATURES:

none

ELLIS LAWRENCE BUILDING INVENTORY

HISTORIC NAME: EL SINORE THEATER

ASSOCIATED STRUCTURES:

none

SETTING:

urban core; facing west on High Street

SIGNIFICANCE OF LAWRENCE FIRM'S DESIGN:

EXTER.DETAILS/CRAFTSMANSHIP: Better than average workmanship and materials.

INTER.DETAILS/CRAFTSMANSHIP: High-quality skilled work; some fine materials.

EXTERIOR INTEGRITY: Minor changes, but original character intact.

INTERIOR INTEGRITY: Minor changes, but original character intact.

SITE INTEGRITY: Essentially intact as originally built.

SETTING INTEGR: Minor changes to character and relationship of surroundings.

SIGNIFICANCE STATEMENT:

The Elsinore Theatre represents the fulfillment of a dream of George B. Guthrie of Portland to create the best and finest theatre in Salem. An attorney, art collector and art critic, he financed and conceived the entire project, even traveling to England to study Shakespearean theatre design. Guthrie chose the firm of Lawrence and Holford to design the theatre. He also chose to live in an Ellis Lawrence designed home in Portland. The theatre is significant as the most intact example of 1920's theatre design in Salem and the only example of a Gothic style theatre of this period within the state of Oregon. It is also significant as the only existing theatre design from the firm of Lawrence and Holford. Fred. S. Allyn is attributed with the interior design and Ellis Lawrence is attributed with the design of the exterior.

SOURCES/DOCUMENTS: Description (Location)

Exhibit Quality photos, Ellis Lawrence Collection/U of O

Marion County Tax Assessor Records; National Register nomination prepared by David Duniway; Salem Historic Resource Inventory

PACIFIC BUILDER & ENGINEER. 5/9/1925, 8/8/1925, 8/29/1925, 11/14/1925.

"25th Anniversary, The Elsinore 1926-1951."

Ellis Lawrence Collection/U of O Special Collections

PUBLICATIONS:

Clark, Rosalind. ARCHITECTURE OREGON STYLE. 1983. Naylor, David. GREAT AMERICAN MOVIE THEATRES. 1987. "The Elsinore." OREGON MAGAZINE.

SLIDE NO.:

SHPO INVENTORY NO.:

RESEARCH BY: M. Kadas

RECORDED BY: K. Lakin

DATE: 08/18/88

DATE: 02/04/88

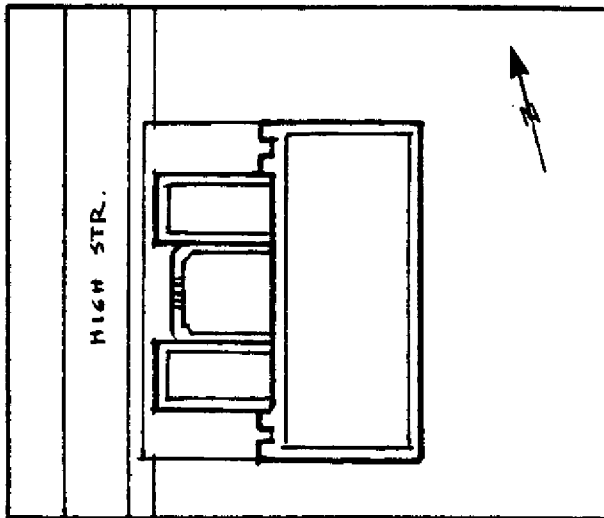



ELLIS LAWRENCE BUILDING SURVEY

HISTORIC NAME: ELSINORE THEATER

RECENT PHOTO  
NEGATIVE #s:  
MKR1, #7

First # above  
is upper-right  
photo; second #  
is just below.  
If no # above,  
see sources at  
bottom of page.



HISTORIC PHOTO/OTHER GRAPHIC SOURCE: K. Lakin  
Lawrence Col. photos (UO Library)

**OREGON INVENTORY OF HISTORIC PROPERTY  
ELLIS LAWRENCE BUILDING INVENTORY**

**EVALUATION**

**HISTORIC NAME: EL SINORE THEATER**

<u>INTEGRITY OF:</u>	<u>NUMERICAL</u>
1. <b>EXTERIOR:</b> Minor changes, but original character intact.	7
2. <b>INTERIOR:</b> Minor changes, but original character intact.	7
3. <b>SITE:</b> Essentially intact as originally built.	9
4. <b>SETTING:</b> Minor changes to character and relationship of surroundings.	3
<b>INTEGRITY TOTAL</b>	<b>26</b>
<u>DISTINCTION OF:</u>	
1. <b>EXTERIOR DETAILS &amp; CRAFTSMANSHIP:</b> Better than average workmanship and materials.	3
2. <b>INTERIOR DETAILS &amp; CRAFTSMANSHIP:</b> High-quality skilled work: some fine materials.	7
3. <b>STYLE:</b> (Gothic) It is a prime example of its identified style.	5
Compared to Lawrence's other surviving Oregon buildings, this style is unique in its city/town or rural area.	5
4. <b>ORIGINAL USE:</b> (theatre) Compared to Lawrence's other surviving Oregon buildings, this use is unique in Oregon.	9
5. <b>ARCHITECTURAL DESIGN:</b> Compared to Lawrence's other surviving Oregon buildings, this design is among his best works, published, & of national significance.	9
Is it part of an ensemble of surviving buildings by Lawrence?	
Lawrence building(s) nearby; but arrangement is not ordered.	5
Are structural or technical aspects of the design significant?	
Of moderate significance.	5
6. <b>LAWRENCE'S PERSONAL INVOLVEMENT IN THE DESIGN PROCESS:</b> Lawrence is known to have been the chief designer.	9
<b>DISTINCTION TOTAL</b>	<b>48</b>
<u>EDUCATIVE OR ASSOCIATIVE VALUE:</u>	
1. <b>HISTORIC EVENTS OR ACTIVITIES:</b> Strong association with local historic events or activities.	5
2. <b>HISTORIC PERSONS:</b> Some association with significant historic person(s).	2
3. <b>SYMBOLIC ASSOCIATION WITH AN IDEAL, INSTITUTION, OR POLITICAL ENTITY:</b> Some significant symbolic association.	2
<b>EDUCATIVE OR ASSOCIATIVE TOTAL</b>	<b>9</b>
<b>GRAND TOTAL</b>	<b>83</b>
<b>RANK:</b>	<b>PRIMARY</b>

*NOTE: Only the built, surviving buildings in Oregon were evaluated.*

OREGON INVENTORY OF HISTORIC PROPERTY  
ELLIS LAWRENCE BUILDING INVENTORY  
COUNTY: Marion

HISTORIC NAME: HUBBARD BUILDING

COMMON NAME: RESOURCE TYPE: Building  
OTHER NAMES: Oregon Building STATUS: built & survives  
LAWRENCE  
(JOB#) YEAR: (0229) 1912  
(JOB#) YEAR: ( )  
(JOB#) YEAR: ( )  
CITY: Salem Oregon FIRST DATE: April 1912  
STREET: 494 State St. SE DESIGN BEG:  
OWNER: Stephen Moses DESIGN END: June 1912  
700 Pringle Parkway SE Salem 97301 CONSTR BEG: June 1912  
CONSTR END: Jan. 1913  
TOWNSHIP: 07S RANGE: 03W SECTION: 27 LOSS DATE:  
MAP#: 27AB073W TAX LOT: 07-03-27-00-3100 ORIGINAL USE: office  
ADDITION: PRESENT USE: commercial  
BLOCK: 020 LOT: 1-2 QUAD: Salem SITE: 0.3 acres, approx.  
ASSESSOR #: 84851-170  
THEMES: 20C Architecture, Commercial, Transportation

DATA BELOW IS ON LAWRENCE FIRM'S DESIGN AS-BUILT:

ARCHITECT: Ellis F. Lawrence, Architect CHIEF DESIGNER: E F Lawrence  
ENGINEERS & CONSULTANTS:

CONTRACTORS:  
Welch Bros. (General)

ARTISTS & CRAFTSMEN:

STYLE: Jacobethan  
PLAN TYPE/SHAPE: rectangular (sides long) +front & two side wings  
FOUNDATION MATERIAL: concrete STORIES: 4 BASEMENT: yes  
ROOF/MATERIAL: essentially flat /Metal  
WALL CONSTR: brick (non-bearing) STRUC.FRAME: heavy timber  
PRIME WINDOW TYPE: wood w/special elliptical  
EXTERIOR SURFACE MATERIAL: brick,  
DECORATIVE FEATURES/MATERIALS:  
decorative brickwork - diamond pattern along parapet, ornamental parapet with  
finials, and zigzag brickwork  
OTHER:  
Newburg Ruffled Red Brick - as described in a newspaper article from 1913.

CONDITION: good  
MOVED: not moved  
ALTERATIONS/ADDITIONS (dated):  
numerous interior renovations; late 1970's storefront renovation; large scale  
awnings; brick exterior painted (1933)  
LANDSCAPE FEATURES:  
none

ELLIS LAWRENCE BUILDING INVENTORY

HISTORIC NAME: HUBBARD BUILDING

ASSOCIATED STRUCTURES:

none

SETTING:

urban core; on corner of State and Liberty Streets

SIGNIFICANCE OF LAWRENCE FIRM'S DESIGN:

EXTER.DETAILS/CRAFTSMANSHIP: Better than average workmanship and materials.

INTER.DETAILS/CRAFTSMANSHIP: unknown

EXTERIOR INTEGRITY: Moderate changes; some original character remains.

INTERIOR INTEGRITY: Major changes; original character lost.

SITE INTEGRITY: Essentially intact as originally built.

SETTING INTEGR: Historic character & relationship of surroundings is intact.

SIGNIFICANCE STATEMENT:

The Hubbard Building was built for Mrs. Fannie (Keizer) Hubbard, member of a prominent Salem family. Plans were originally for a two story structure, however, by August 1912, it was to be a four story building. The building served as the Salem depot for the Oregon Electric Company until 1932 when the company ceased to operate. The Globe theatre occupied the State St. side of the building. The building was proposed to the National Register of Historic Places, but was rejected due to the substantial alterations to the building, particularly on the interior. The painting of the brick and the addition of awnings also has detracted from the original Jacobethan style.

SOURCES/DOCUMENTS: Description (Location)

Exhibit Quality Photos, Ellis Lawrence Collection/U of O

Marion County Tax Assessor Records; Marion County and City Directory; Draft National Register nomination;

Salem Historic Resource Inventory

PORTLAND DAILY ABSTRACT. 4/2/1912, 5/11/1912.

PUBLICATIONS:

PACIFIC BUILDER AND ENGINEER. 6/8/1912, 8/3/1912, 8/24/1912, 8/31/1912.

PACIFIC COAST ARCHITECT. April, Sept. 1912.

SLIDE NO.:

SHPO INVENTORY NO.:

RESEARCH BY: M. Kadas

RECORDED BY: K. Lakin

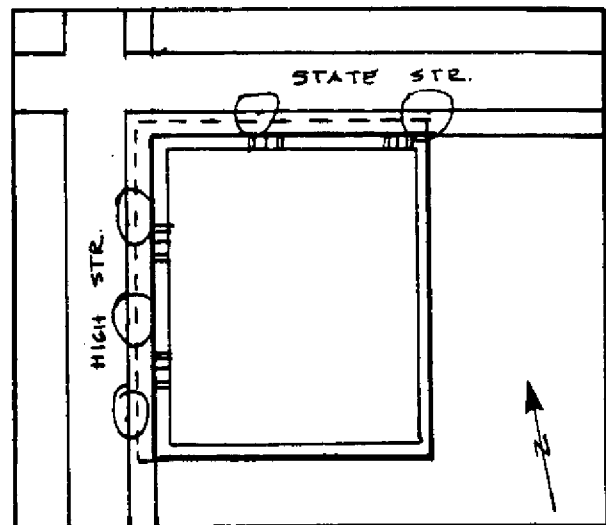
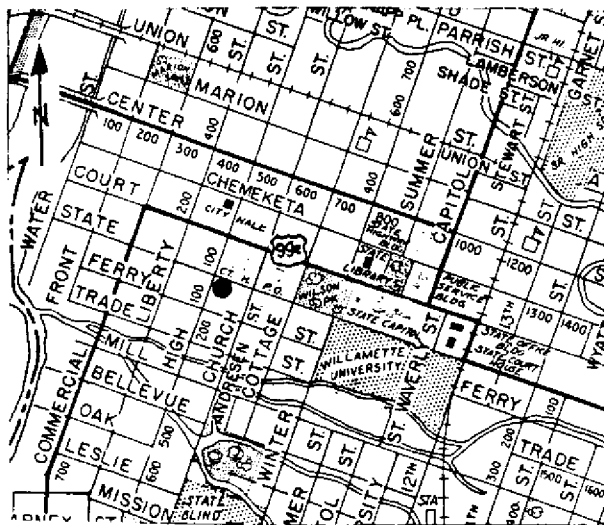

DATE: 08/17/88

DATE: 08/23/88

ELLIS LAWRENCE BUILDING SURVEY  
HISTORIC NAME: HUBBARD BUILDING

RECENT PHOTO  
NEGATIVE #s:  
MKR1, 10

First # above  
is upper-right  
photo; second #  
is just below.  
If no # above,  
see sources at  
bottom of page.



HISTORIC PHOTO/OTHER GRAPHIC SOURCE: M. Kadas and S. Donovan

OREGON INVENTORY OF HISTORIC PROPERTY  
ELLIS LAWRENCE BUILDING INVENTORY

EVALUATION

HISTORIC NAME: HUBBARD BUILDING

<u>INTEGRITY OF:</u>	<u>NUMERICAL</u>
1. EXTERIOR: Moderate changes; some original character remains.	3
2. INTERIOR: Major changes; original character lost.	0
3. SITE: Essentially intact as originally built.	9
4. SETTING: Historic character & relationship of surroundings is intact.	5

INTEGRITY TOTAL                    17

DISTINCTION OF:

1. EXTERIOR DETAILS & CRAFTSMANSHIP: Better than average workmanship and materials.	3
2. INTERIOR DETAILS & CRAFTSMANSHIP: unknown	0
3. STYLE: (Jacobethan) It has few features associated with its identified style. Compared to Lawrence's other surviving Oregon buildings, this style is unique in its city/town or rural area.	0 5
4. ORIGINAL USE: (office) Compared to Lawrence's other surviving Oregon buildings, this use is one of several (6 or more) in its city/town or rural area.	0
5. ARCHITECTURAL DESIGN: Compared to Lawrence's other surviving Oregon buildings, this design is average quality and significance. Is it part of an ensemble of surviving buildings by Lawrence? Lawrence building(s) nearby; but arrangement is not ordered. Are structural or technical aspects of the design significant? Of little significance.	2 5 0
6. LAWRENCE'S PERSONAL INVOLVEMENT IN THE DESIGN PROCESS: Lawrence is known to have been the chief designer.	9

DISTINCTION TOTAL                    24

EDUCATIVE OR ASSOCIATIVE VALUE:

1. HISTORIC EVENTS OR ACTIVITIES: Some association with historic events or activities.	2
2. HISTORIC PERSONS: No known association with a significant historic person.	0
3. SYMBOLIC ASSOCIATION WITH AN IDEAL, INSTITUTION, OR POLITICAL ENTITY: Some significant symbolic association.	2

EDUCATIVE OR ASSOCIATIVE TOTAL                    4

GRAND TOTAL                                    45

RANK:    SECONDARY

*NOTE: Only the built, surviving buildings in Oregon were evaluated.*

OREGON INVENTORY OF HISTORIC PROPERTY  
ELLIS LAWRENCE BUILDING INVENTORY  
COUNTY: Marion

HISTORIC NAME: LIVESLEY, T.A., HOUSE

COMMON NAME: Governor's Mansion  
OTHER NAMES: Mahonia Hall

RESOURCE TYPE: Building  
STATUS: built & survives

CITY: Salem Oregon  
STREET: 533 Lincoln St. S.  
OWNER: State of Oregon, Gen.Ser.  
1225 Ferry St. SE

LAWRENCE  
(JOB#) YEAR: (1648) 1923  
(JOB#) YEAR: ( )  
(JOB#) YEAR: ( )  
FIRST DATE: Jan. 1923  
DESIGN BEG: April 1923  
DESIGN END:  
CONSTR BEG: March 1924  
CONSTR END: 1924  
LOSS DATE:  
ORIGINAL USE: residence  
PRESENT USE: resid./governor's house  
SITE: 1.5 acres, approx.

TOWNSHIP: 07S RANGE: 03W SECTION: 33  
MAP#: 07 03 33 AA TAX LOT: 07-03-33-00-0300  
ADDITION: Fairmount Park ORIGINAL USE:  
BLOCK: 024 LOT: 3-6 QUAD: PRESENT USE:  
ASSESSOR #:  
THEMES: 20C Architecture, State Government, Farming

DATA BELOW IS ON LAWRENCE FIRM'S DESIGN AS-BUILT:

ARCHITECT: Lawrence and Holford CHIEF DESIGNER: probably EFL  
ENGINEERS & CONSULTANTS:

CONTRACTORS:

ARTISTS & CRAFTSMEN:

STYLE: Tudor  
PLAN TYPE/SHAPE: irregular +side wing  
FOUNDATION MATERIAL: concrete STORIES: 2.5 BASEMENT: yes  
ROOF/MATERIAL: high hip (10/12 min.) w/comb. dormer types/Wood shingles  
WALL CONSTR: nailed wood frame STRUC.FRAME: nailed wood frame  
PRIME WINDOW TYPE: wood group.multi-pane casement  
EXTERIOR SURFACE MATERIAL: stucco w/"half timber", stucco  
DECORATIVE FEATURES/MATERIALS:

High quality woodwork, especially entry hall & stair w/nearly-flat pointed "arches", turned balusters, & beamed ceiling. Tower w/conical roof (no finial).

OTHER:

fireplaces: ceramic tile typical, concrete hood w/cast crest in recept.rm (alt. 1965); ext: wrt.iron balconies, floor overhangs w/beams, cast stone @ entry.

CONDITION: good

MOVED: not moved

ALTERATIONS/ADDITIONS (dated):

kitchen remodel (1960&75); alt.to closets: breakfast rm passage (1982) & organ chamber(c1965); north chamber bath & servant quarters over garage alt. (1972)

LANDSCAPE FEATURES:

"like English house": herb garden, false stream, pond & waterfall, rose garden on lower terrace, gravel entry drive w/lilacs & rododendrons. Formal alts.c1970

ELLIS LAWRENCE BUILDING INVENTORY

HISTORIC NAME: LIVESLEY, T.A., HOUSE

**ASSOCIATED STRUCTURES:**

2-car detached garage (shown on 1927 Sanborn map, but may not be original)

**SETTING:**

on edge of hill with distant views from rear; in quality residential area approx. 1 mile south of downtown Salem.

**SIGNIFICANCE OF LAWRENCE FIRM'S DESIGN:**

**EXTER.DETAILS/CRAFTSMANSHIP:** Better than average workmanship and materials.

**INTER.DETAILS/CRAFTSMANSHIP:** High-quality skilled work; some fine materials.

**EXTERIOR INTEGRITY:** Minor changes, but original character intact.

**INTERIOR INTEGRITY:** Minor changes, but original character intact.

**SITE INTEGRITY:** Moderate changes; some original character remains.

**SETTING INTEGR:** Minor changes to character and relationship of surroundings.

**SIGNIFICANCE STATEMENT:**

T.A. Livesley was a prominent businessman, philanthropist, civic leader, and alleged to be the largest grower of hops in the world. He built the prominent Livesley Building in Salem, was a two-term mayor of Salem and a State Representative. A newspaper wrote that his house "is to be by far the most pretentious home in the Willamette valley." It was his home from 1924 until his death in 1947, and remained in the family until 1958. In 1988 it became the official residence of the Governor of Oregon and was renamed Mahonia Hall. Governor Neil Goldschmidt was the first occupant, and former President Jimmy Carter was among the first overnight guests. The boomerang plan of the house is similar to other mansions by Lawrence. Design renderings show a partially brick, more elaborate house than was actually built. Lawrence apparently liked the design well enough to select it as one of 17 projects from throughout his career which he exhibited at the 1st Oregon AIA Exhibit in 1929.

**SOURCES/DOCUMENTS: Description (Location)**

bills, historic photos & photos of renderings of ext.& floor plans (EF Lawrence Col. UO Library, Special Col.) Exhibit-quality

CAPITAL JOURNAL, Salem, 12/30/44 p1, 7/23/47 p1; OREGON STATESMAN, 3/23/24 s2p8, 4/2/24, 7/23/47 p1

interviews w/Dorothy Livesley Paulis, Mrs. Glinda Parker, Mrs. Iral D. Barrett, Molly Drain by N. Stricker.

blueprints of construction drawings (State of Oregon, Gen. Serv. Real Property)

DAILY RECORD-ABSTRACT, Portland, 1/2/23 p1, 4/30/23 p1, 3/19/24 p1 "pretentious"

PACIFIC BUILDER & ENGINEER 5/4/23 p11 & 12, 10/13/23 p9, 4/19/24 p9

**PUBLICATIONS:**

THE ARCHITECT AND ENGINEER, May 1924, p108 & 109 (renderings of front and rear exterior); Clark, RC, HISTORY OF WILLAMETTE VALLEY, OR. v2, p342-5, Clark, 1927

SLIDE NO.:

SHPO INVENTORY NO.:

RESEARCH BY: N. Stricker

RECORDED BY: M. Shellenbarger

DATE: 07/17/88

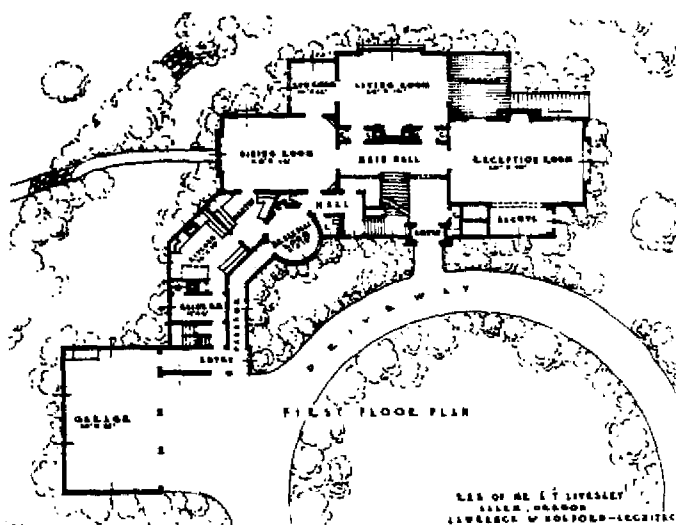
DATE: 08/06/88



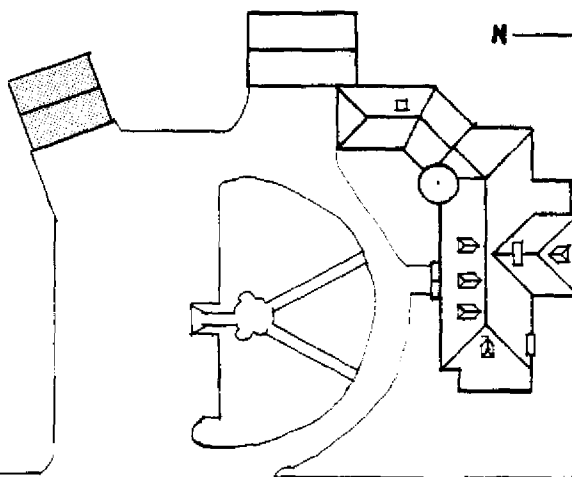
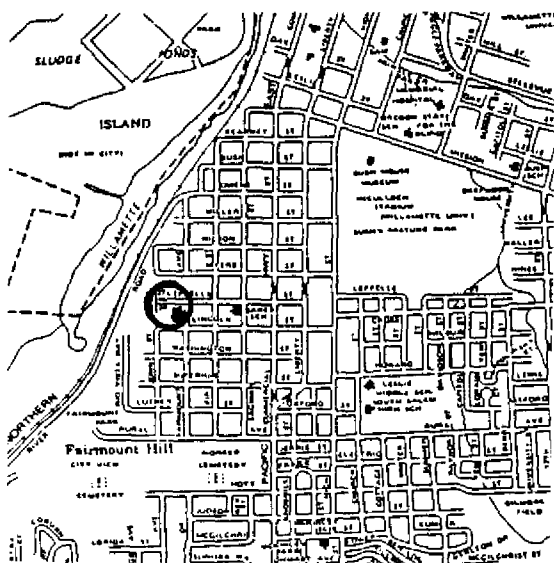
ELLIS LAWRENCE BUILDING SURVEY  
 HISTORIC NAME: LIVESLEY, T.A., HOUSE

RECENT PHOTO  
 NEGATIVE #s:  
 MS3-9A

First # above  
 is upper-right  
 photo; second #  
 is just below.  
 If no # above,  
 see sources at  
 bottom of page.



Photograph from - Ellis Lawrence  
 - Ellis Lawrence  
 - Ellis Lawrence



JOHN ST.

HISTORIC PHOTO/OTHER GRAPHIC SOURCE: Lawrence Col. photos, UO Library

**OREGON INVENTORY OF HISTORIC PROPERTY  
ELLIS LAWRENCE BUILDING INVENTORY**

**E V A L U A T I O N**

**HISTORIC NAME:** LIVESLEY, T.A., HOUSE

<u>INTEGRITY OF:</u>	<u>NUMERICAL</u>
1. <b>EXTERIOR:</b> Minor changes, but original character intact.	7
2. <b>INTERIOR:</b> Minor changes, but original character intact.	7
3. <b>SITE:</b> Moderate changes; some original character remains.	3
4. <b>SETTING:</b> Minor changes to character and relationship of surroundings.	3
<b>INTEGRITY TOTAL</b>	<b>20</b>
<u>DISTINCTION OF:</u>	
1. <b>EXTERIOR DETAILS &amp; CRAFTSMANSHIP:</b> Better than average workmanship and materials.	3
2. <b>INTERIOR DETAILS &amp; CRAFTSMANSHIP:</b> High-quality skilled work: some fine materials.	7
3. <b>STYLE:</b> (Tudor) It has distinctive features of its identified style. Compared to Lawrence's other surviving Oregon buildings, this style is unique in its city/town or rural area.	2 5
4. <b>ORIGINAL USE:</b> (residence) Compared to Lawrence's other surviving Oregon buildings, this use is unique in its city/town or rural area.	5
5. <b>ARCHITECTURAL DESIGN:</b> Compared to Lawrence's other surviving Oregon buildings, this design is above average quality and significance. Is it part of an ensemble of surviving buildings by Lawrence? No other Lawrence buildings are nearby. Are structural or technical aspects of the design significant? Of little significance.	5 0 0
6. <b>LAWRENCE'S PERSONAL INVOLVEMENT IN THE DESIGN PROCESS:</b> Lawrence was probably chief designer, though little evidence	6
<b>DISTINCTION TOTAL</b>	<b>33</b>
<u>EDUCATIVE OR ASSOCIATIVE VALUE:</u>	
1. <b>HISTORIC EVENTS OR ACTIVITIES:</b> Some association with historic events or activities.	2
2. <b>HISTORIC PERSONS:</b> Strong assoc. with person(s) of local historic significance.	5
3. <b>SYMBOLIC ASSOCIATION WITH AN IDEAL, INSTITUTION, OR POLITICAL ENTITY:</b> Some significant symbolic association.	2
<b>EDUCATIVE OR ASSOCIATIVE TOTAL</b>	<b>9</b>
<b>GRAND TOTAL</b>	<b>62</b>
<b>RANK:</b>	<b>PRIMARY</b>

*NOTE: Only the built, surviving buildings in Oregon were evaluated.*

OREGON INVENTORY OF HISTORIC PROPERTY  
ELLIS LAWRENCE BUILDING INVENTORY  
COUNTY: Marion

HISTORIC NAME: MASONIC TEMPLE

COMMON NAME: MASONIC BUILDING  
OTHER NAMES: FRANKLIN BUILDING

CITY: Salem Oregon  
STREET: 495 State St. (101 High St. NE)  
OWNER: First Interstate Bank  
c/o Marion Co. Gen. Service Dept.

TOWNSHIP: 7n RANGE: 3w SECTION: 27  
MAP#: 27AB073W TAX LOT: 7n-3w-27-

ADDITION: ORIGINAL USE: meeting hall/offices  
BLOCK: 021 LOT: 3&4 QUAD: Salem PRESENT USE: offices, county/law  
ASSESSOR #: SITE: 0.2 acres, approx.

RESOURCE TYPE: Building  
STATUS: built & survives  
LAWRENCE  
(JOB#) YEAR: (0208) 1911  
(JOB#) YEAR: ( )  
(JOB#) YEAR: ( )  
FIRST DATE: July 1911  
DESIGN BEG:  
DESIGN END: Nov. 1911  
CONSTR BEG: Dec. 1911  
CONSTR END: 1913  
LOSS DATE:

THEMES: 20C Architecture, Commercial, Fraternal Movements

DATA BELOW IS ON LAWRENCE FIRM'S DESIGN AS-BUILT:

ARCHITECT: Ellis F. Lawrence, Architect CHIEF DESIGNER: E F Lawrence  
ENGINEERS & CONSULTANTS:

CONTRACTORS:

The Pacific Face Brick Co., Portland (brick); The Washington Brick Lime &  
Sewer Pipe Co., Spokane (terra cotta).

ARTISTS & CRAFTSMEN:

STYLE: Mediterranean  
PLAN TYPE/SHAPE: rectangular (front long)  
FOUNDATION MATERIAL: concrete STORIES: 7 BASEMENT: yes  
ROOF/MATERIAL: essentially flat /Bitum. builtup  
WALL CONSTR: concrete w/masonry facing STRUC.FRAME: concrete frame  
PRIME WINDOW TYPE: wood 1/1 double-hung w/special half-round  
EXTERIOR SURFACE MATERIAL: brick, terra cotta  
DECORATIVE FEATURES/MATERIALS:

brick decorative patterns; terra cotta balconies, string courses & 6th floor  
engaged columns, window surrounds & decorative details; copper cornice.

OTHER:

Interior: some detailing remains on the 5/6th floor lodge rooms

CONDITION: good

MOVED: not moved

ALTERATIONS/ADDITIONS (dated):

Interior totally altered to office use and 5/6th floor lodge rooms sub-divided,  
(6th flr. ceiling & part of skylight exist) (1975); 1st fl. exterior altered.

LANDSCAPE FEATURES:

none (downtown urban corner)

## ELLIS LAWRENCE BUILDING INVENTORY

**HISTORIC NAME:** MASONIC TEMPLE

### **ASSOCIATED STRUCTURES:**

The Hubbard Building and Elsinore Theater, also by Lawrence, are nearby.

### **SETTING:**

urban core; situated in downtown Salem, flush with the public right-of-way, facing south on the corner of Sate and High Sts.

### **SIGNIFICANCE OF LAWRENCE FIRM'S DESIGN:**

**EXTER.DETAILS/CRAFTSMANSHIP:** High-quality skilled work: some fine materials.

**INTER.DETAILS/CRAFTSMANSHIP:** High-quality skilled work: some fine materials.

**EXTERIOR INTEGRITY:** Minor changes, but original character intact.

**INTERIOR INTEGRITY:** Major changes; original character lost.

**SITE INTEGRITY:** Essentially intact as originally built.

**SETTING INTEGR:** Minor changes to character and relationship of surroundings.

### **SIGNIFICANCE STATEMENT:**

The Masonic Building is listed on the State of Oregon Inventory of Historic Properties (1981). It was built of Oregon materials by Salem's two Masonic Lodges and is currently owned by Marion County. When the building was renovated in 1975, the original interiors were altered and covered up. The 7th floor (a mezzanine) is intact albeit in derelict condition. The 6th floor original ceiling is obscured but it and most of the stained glass skylight panels are still intact. Except for the first floor, the facades on State and High streets remain as built, and are in good condition. The other two facades are altered though similarly plain. Notable tenants have included Fred Erixon, a well known Salem builder (1932), the Christian Science Reading Room and the Marion County Department of Health (1942). The building was illustrated in national architectural publications. Its fine details and quality craftsmanship make it unique among Salem's major office buildings.

### **SOURCES/DOCUMENTS: Description (Location)**

Exhibit quality photos, E. Lawrence Collection/U of O Special Coll.;  
Salem Historic Resource Inventory

PORTLAND DAILY ABSTRACT. 9/9/1911.

PACIFIC BUILDER AND ENGINEER. 6/4/1910, 8/13/1910, 6/22/1911, 7/29/1911,  
9/23/1911, 9/30/1911, 11/25/1911, 12/9/1911, 12/23/1911.

Siegel, Mark, Interview Oct. 30, 1987 by M. Kadas

1913 YEARBOOK OF SANFRANCISCO ARCHITETURAL CLUB.

Exhibit quality photo, Angelus Collection/U of O Special Coll.

### **PUBLICATIONs:**

AMERICAN ARCHITECT, v.105, no. 2008, June 17, 1914. ARCHITECTURAL RECORD.  
Apr. 1918. Clark, Rosalind. ARCHITECTURE OREGON STYLE. 1982.

**SLIDE NO.:**

**SHPO INVENTORY NO.:**

**RESEARCH BY:** K.G., M.K., M.S.

**RECORDED BY:** K. Lakin

**DATE:** 12/15/87

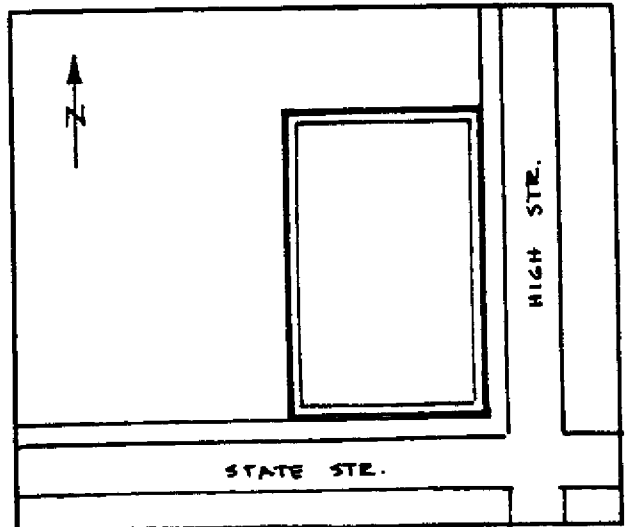
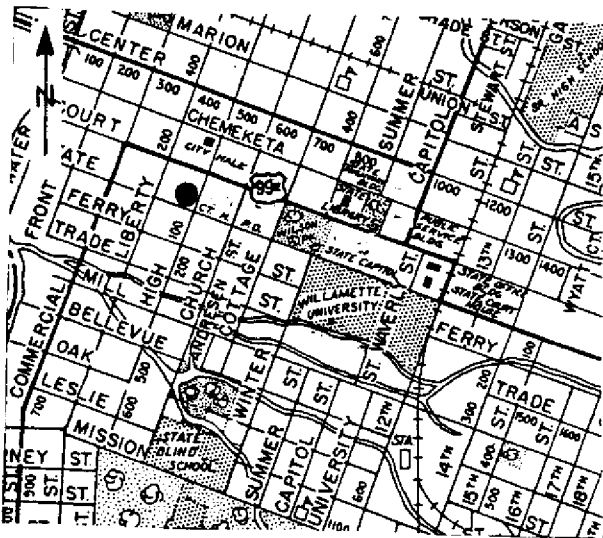
**DATE:** 01/01/88

ELLIS LAWRENCE BUILDING SURVEY

HISTORIC NAME: MASONIC TEMPLE

RECENT PHOTO  
NEGATIVE #s:  
MKR1, #4

First # above  
is upper-right  
photo; second #  
is just below.  
If no # above,  
see sources at  
bottom of page.



HISTORIC PHOTO/OTHER GRAPHIC SOURCE: M. Kadas and S. Donovan  
Lawrence Col. photos (UO Library)

**OREGON INVENTORY OF HISTORIC PROPERTY  
ELLIS LAWRENCE BUILDING INVENTORY**

**E V A L U A T I O N**

**HISTORIC NAME: MASONIC TEMPLE**

<u>INTEGRITY OF:</u>	<u>NUMERICAL</u>
1. <b>EXTERIOR:</b> Minor changes, but original character intact.	7
2. <b>INTERIOR:</b> Major changes; original character lost.	0
3. <b>SITE:</b> Essentially intact as originally built.	9
4. <b>SETTING:</b> Minor changes to character and relationship of surroundings.	3

**INTEGRITY TOTAL            19**

<u>DISTINCTION OF:</u>	
1. <b>EXTERIOR DETAILS &amp; CRAFTSMANSHIP:</b> High-quality skilled work; some fine materials.	7
2. <b>INTERIOR DETAILS &amp; CRAFTSMANSHIP:</b> High-quality skilled work; some fine materials.	7
3. <b>STYLE:</b> (Mediterranean) It is a prime example of its identified style. Compared to Lawrence's other surviving Oregon buildings, this style is unique in its city/town or rural area.	5
4. <b>ORIGINAL USE:</b> (meeting hall/offices) Compared to Lawrence's other surviving Oregon buildings, this use is unique in Oregon.	9
5. <b>ARCHITECTURAL DESIGN:</b> Compared to Lawrence's other surviving Oregon buildings, this design is among his best works, published, & of national significance. Is it part of an ensemble of surviving buildings by Lawrence? Lawrence building(s) nearby; but arrangement is not ordered. Are structural or technical aspects of the design significant? Of moderate significance.	9
6. <b>LAWRENCE'S PERSONAL INVOLVEMENT IN THE DESIGN PROCESS:</b> Lawrence is known to have been the chief designer.	9
<b>DISTINCTION TOTAL            61</b>	

<u>EDUCATIVE OR ASSOCIATIVE VALUE:</u>	
1. <b>HISTORIC EVENTS OR ACTIVITIES:</b> Some association with historic events or activities.	2
2. <b>HISTORIC PERSONS:</b> Some association with significant historic person(s).	2
3. <b>SYMBOLIC ASSOCIATION WITH AN IDEAL, INSTITUTION, OR POLITICAL ENTITY:</b> Major symbolic association with local ideal or institution.	5
<b>EDUCATIVE OR ASSOCIATIVE TOTAL            9</b>	

**GRAND TOTAL            89**

**RANK:            PRIMARY**

*NOTE: Only the built, surviving buildings in Oregon were evaluated.*

OREGON INVENTORY OF HISTORIC PROPERTY  
ELLIS LAWRENCE BUILDING INVENTORY  
COUNTY: Marion

HISTORIC NAME: MOUNT CREST ABBEY MAUSOLEUM, and Addition

COMMON NAME:		RESOURCE TYPE: Building
OTHER NAMES:		STATUS: built & survives
		<u>LAWRENCE</u>
		(JOB#) YEAR: (0280)
		(JOB#) YEAR: (1906)
		(JOB#) YEAR: ( )
CITY: Salem Oregon		FIRST DATE: Aug. 1912
STREET: 390 Hoyt St. So.		DESIGN BEG:
OWNER: City View Cemetery Assoc. (property address above) 97302		DESIGN END:
		CONSTR BEG: July 1913
		CONSTR END:
TOWNSHIP: 07s RANGE: 03w SECTION: 33		LOSS DATE:
MAP#: TAX LOT: 07-03-33-00-0700		ORIGINAL USE: mausoleum
ADDITION:		PRESENT USE: mausoleum
BLOCK: LOT: QUAD: Salem		SITE: 19.9 acres, approx.
ASSESSOR #:		
THEMES: 20C Architecture		

DATA BELOW IS ON LAWRENCE FIRM'S DESIGN AS-BUILT:

ARCHITECT: Lawrence and Holford CHIEF DESIGNER: unknown  
ENGINEERS & CONSULTANTS:

CONTRACTORS:  
Hurley-Mason Co. (General)

ARTISTS & CRAFTSMEN:

STYLE: Classical Greek/Roman Greek Doric  
PLAN TYPE/SHAPE: rectangular (front long)  
FOUNDATION MATERIAL: concrete STORIES: 1 BASEMENT: ?  
ROOF/MATERIAL: low gable (6/12 max.) /Ceramic tiles  
WALL CONSTR: concrete STRUC.FRAME: concrete frame  
PRIME WINDOW TYPE: steel fixed sash  
EXTERIOR SURFACE MATERIAL: concrete,  
DECORATIVE FEATURES/MATERIALS:  
fluted Doric columns, incised lettering and wreath pattern

OTHER:

CONDITION: good  
MOVED: not moved  
ALTERATIONS/ADDITIONS (dated):  
addition by Lawrence, Holford, Allyn & Bean (1929)

LANDSCAPE FEATURES:  
circular drive in front of building, manicured landscape

ELLIS LAWRENCE BUILDING INVENTORY

HISTORIC NAME: MOUNT CREST ABBEY MAUSOLEUM, and Addition

**ASSOCIATED STRUCTURES:**

none

**SETTING:**

urban fringe; facing east at the crest of a hill

**SIGNIFICANCE OF LAWRENCE FIRM'S DESIGN:**

**EXTER.DETAILS/CRAFTSMANSHIP:** High-quality skilled work: some fine materials.

**INTER.DETAILS/CRAFTSMANSHIP:** High-quality skilled work: some fine materials.

**EXTERIOR INTEGRITY:** Essentially intact as originally built.

**INTERIOR INTEGRITY:** Essentially intact as originally built.

**SITE INTEGRITY:** Essentially intact as originally built.

**SETTING INTEGR:** Historic character & relationship of surroundings is intact.

**SIGNIFICANCE STATEMENT:**

The building is a well-preserved example of historically inspired buildings of the early 1900's located in an impressive hilltop setting. The entrance columns, pilasters and pediment are original unpainted concrete. Other areas of the building have been painted. Two massive fluted columns flank tall paneled bronze doors which open onto a two story lobby. The lobby and halls contain black and white marble walls with painted upper panels depicting angels and landscapes. Decorative bronze grillwork separates family crypts. Windows are a bronze grillwork in the "union jack" pattern. Original light fixtures are in place in the lobby and halls.

**SOURCES/DOCUMENTS: Description (Location)**

Exhibit Quality photos, Ellis Lawrence Collection/U of O Special Coll.;

Marion County Tax Assessor Records; Marion County and City Directory

PORTLAND DAILY EXAMINER. 2/18/1913, 7/12/1913, 7/16/1913, 7/23/1913, 8/23/1913.

**PUBLICATIONS:**

PACIFIC BUILDER AND ENGINEER. 8/31/1912, 8/2/1913, 4/20/1929.

DAILY JOURNAL OF COMMERCE. 7/12/1913, 4/15/1929.

**SLIDE NO.:**

**SHPO INVENTORY NO.:**

**RESEARCH BY:** M. Kadas

**RECORDED BY:** K. Lakin

**DATE:** 08/18/88

**DATE:** 02/04/88

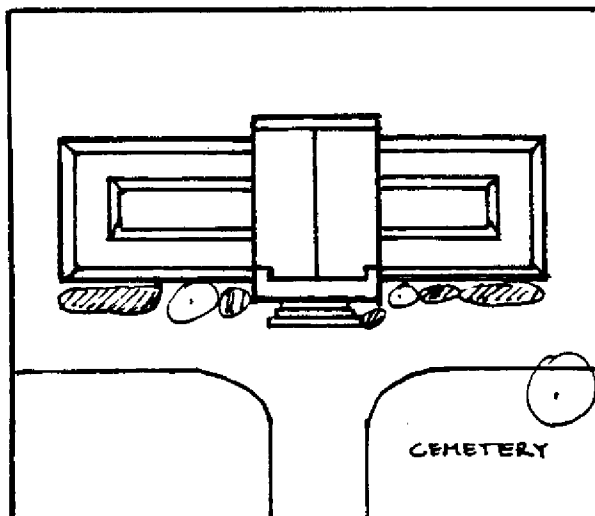
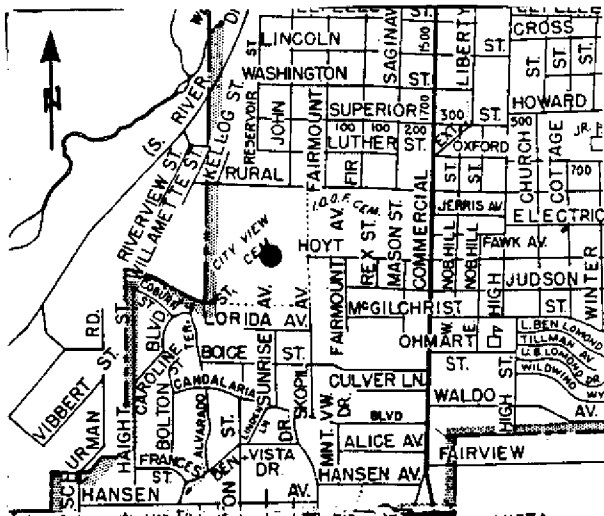


ELLIS LAWRENCE BUILDING SURVEY

HISTORIC NAME: MOUNT CREST ABBEY MAUSOLEUM, and Addition

RECENT PHOTO  
NEGATIVE #s:  
MKR1, #2

First # above  
is upper-right  
photo; second #  
is just below.  
If no # above,  
see sources at  
bottom of page.



HISTORIC PHOTO/OTHER GRAPHIC SOURCE: M. Kadas and S. Donovan  
Lawrence Col. photos (UO Library)

OREGON INVENTORY OF HISTORIC PROPERTY  
ELLIS LAWRENCE BUILDING INVENTORY

E V A L U A T I O N

HISTORIC NAME: MOUNT CREST ABBEY MAUSOLEUM, and Addition

<u>INTEGRITY OF:</u>	<u>NUMERICAL</u>
1. EXTERIOR: Essentially intact as originally built.	9
2. INTERIOR: Essentially intact as originally built.	9
3. SITE: Essentially intact as originally built.	9
4. SETTING: Historic character & relationship of surroundings is intact.	5

INTEGRITY TOTAL                      32

<u>DISTINCTION OF:</u>	
1. EXTERIOR DETAILS & CRAFTSMANSHIP: High-quality skilled work: some fine materials.	7
2. INTERIOR DETAILS & CRAFTSMANSHIP: High-quality skilled work: some fine materials.	7
3. STYLE: (Classical Greek/Roman) It is a prime example of its identified style. Compared to Lawrence's other surviving Oregon buildings, this style is unique in its city/town or rural area; one of few in Oregon.	5 7
4. ORIGINAL USE: (mausoleum) Compared to Lawrence's other surviving Oregon buildings, this use is unique in its city/town or rural area.	5 5
5. ARCHITECTURAL DESIGN: Compared to Lawrence's other surviving Oregon buildings, this design is above average quality and significance. Is it part of an ensemble of surviving buildings by Lawrence? No other Lawrence buildings are nearby. Are structural or technical aspects of the design significant? Of moderate significance.	5 0 5 5
6. LAWRENCE'S PERSONAL INVOLVEMENT IN THE DESIGN PROCESS: Lawrence was probably chief designer, though little evidence	6 6
<b>DISTINCTION TOTAL</b>	<b>42</b>

<u>EDUCATIVE OR ASSOCIATIVE VALUE:</u>	
1. HISTORIC EVENTS OR ACTIVITIES: No known association with historic events or activities.	0 0
2. HISTORIC PERSONS: No known association with a significant historic person.	0 0
3. SYMBOLIC ASSOCIATION WITH AN IDEAL, INSTITUTION, OR POLITICAL ENTITY: Some significant symbolic association.	2 2
<b>EDUCATIVE OR ASSOCIATIVE TOTAL</b>	<b>2</b>

GRAND TOTAL                      76

RANK:                                  PRIMARY

*NOTE: Only the built, surviving buildings in Oregon were evaluated.*

OREGON INVENTORY OF HISTORIC PROPERTY  
ELLIS LAWRENCE BUILDING INVENTORY  
UNBUILT FORM  
COUNTY: Marion

HISTORIC NAME: OREGON STATE CAPITOL, Competition

COMMON NAME:

RESOURCE TYPE: Building  
STATUS: unbuilt project

CITY: Salem Oregon

STREET: Capitol Street at State Street

OWNER: State of Oregon

LAWRENCE

(JOB#) YEAR: ( ) 1936

(JOB#) YEAR: ( )

FIRST DATE: April 1936

DESIGN BEG: April 1936

DESIGN END: May 1936

TOWNSHIP: RANGE: SECTION:

MAP#:

ADDITION:

ORIGINAL USE: state capitol

BLOCK: LOT: QUAD:

THEMEs: 20C Architecture, State Government

ARCHITECT: Lawrence, Holford & Allyn

CHIEF DESIGNER: unknown

STYLE: Art Deco

PLAN TYPE/SHAPE: rectangular (sides long) +side wing

ROOF FORM: essentially flat

STORIES: 2

PRIME WINDOW TYPE:

EXTERIOR SURFACE MATERIAL: ,

DECORATIVE FEATURES:

distinctive off-center tower with two merged portions

OTHER:

SETTING:

capitol mall

**SIGNIFICANCE STATEMENT:**

Lawrence wrote that this competition was entered by "the boys in the office", but he surely participated in the design of such a potentially significant commission. The unusual asymmetrical plan and massing, which a published evaluation believed "might strike some people as odd", is significant. The competition was rushed, due to delays after the old capitol burned. Lawrence criticized the winning entry (our present capitol), writing that "Oregon lost a chance for duplicating the refreshing modern spirit of the Nebraska Capitol".

**SOURCES/DOCUMENTS: Description (Location)**

DAILY JOURNAL OF COMMERCE, 528/36 p1.

THE ARCHITECT AND ENGINEER, Nov. 1936 p18-20 (includes elevation, plan, site)

Lawrence letters to WRB Willcox, (Willcox Collection, UO Library)

Lawrence, "A Letter from the Oregon Country", AMERICAN SOCIETY OF THE LEGION OF HONOR MAGAZINE, July 1941, p209-14.

**PUBLICATIONS:**

SHPO INVENTORY NO.:

RESEARCH BY: Libby Farr/ MS

DATE: 02/09/89

RECORDED BY: M. Shellenbarger

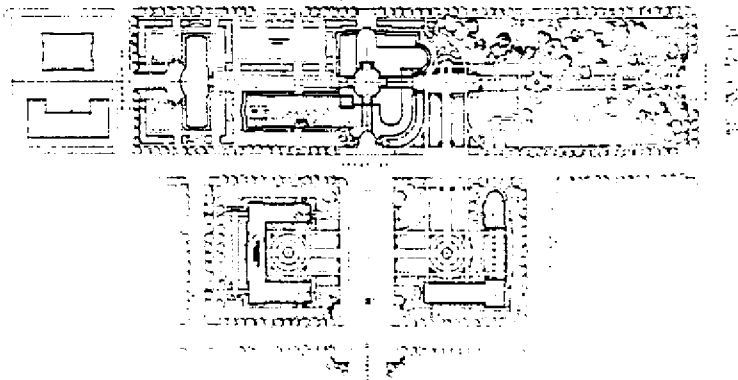
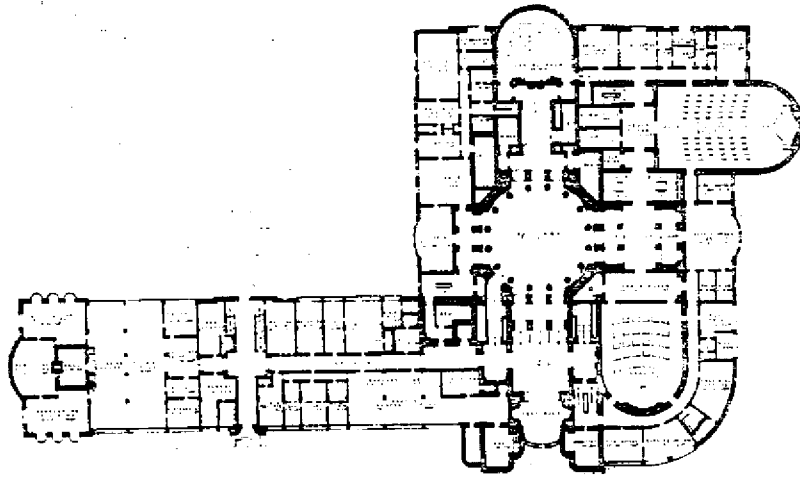

DATE: 02/09/89

ELLIS LAWRENCE BUILDING INVENTORY

HISTORIC NAME: OREGON STATE CAPITOL, Competition

GRAPHIC  
ILLUSTRATIONS

*(See Sources/  
Documents on  
previous page)*



OREGON INVENTORY OF HISTORIC PROPERTY  
ELLIS LAWRENCE BUILDING INVENTORY  
COUNTY: Marion

HISTORIC NAME: SELEE, F.W., HOUSE

COMMON NAME:		RESOURCE TYPE: Building	
OTHER NAMES:		STATUS: razed	
		<u>LAWRENCE</u>	
		(JOB#) YEAR: (0248) 1912	
		(JOB#) YEAR: ( )	
		(JOB#) YEAR: ( )	
CITY: Salem	Oregon	FIRST DATE: Aug. 1912	
STREET: cor. of Commercial & Hansen		DESIGN BEG:	
OWNER:		DESIGN END:	
		CONSTR BEG:	
TOWNSHIP:	RANGE:	SECTION:	CONSTR END:
MAP#:		TAX LOT: - - -	LOSS DATE:
ADDITION:		ORIGINAL USE: residence	
BLOCK: LOT: QUAD:		PRESENT USE: razed	
ASSESSOR #:		SITE: acres, approx.	
THEMES: 20C Architecture			

DATA BELOW IS ON LAWRENCE FIRM'S DESIGN AS-BUILT:

ARCHITECT: Ellis F. Lawrence, Architect      CHIEF DESIGNER: E F Lawrence  
ENGINEERS & CONSULTANTS:

CONTRACTORS:

ARTISTS & CRAFTSMEN:

STYLE: unknown		
PLAN TYPE/SHAPE:		
FOUNDATION MATERIAL:	STORIES:	BASEMENT:
ROOF/MATERIAL: /		
WALL CONSTR:	STRUC. FRAME:	
PRIME WINDOW TYPE:		
EXTERIOR SURFACE MATERIAL: ,		
DECORATIVE FEATURES/MATERIALS:		

OTHER:

CONDITION:

MOVED:

ALTERATIONS/ADDITIONS (dated):

razed, replaced by commercial buildings

LANDSCAPE FEATURES:

ELLIS LAWRENCE BUILDING INVENTORY

HISTORIC NAME: SELEE, F.W., HOUSE

ASSOCIATED STRUCTURES:

SETTING:

SIGNIFICANCE OF LAWRENCE FIRM'S DESIGN:

EXTER.DETAILS/CRAFTSMANSHIP: no longer survives

INTER.DETAILS/CRAFTSMANSHIP: no longer survives

EXTERIOR INTEGRITY:

INTERIOR INTEGRITY:

SITE INTEGRITY:

SETTING INTEGR:

SIGNIFICANCE STATEMENT:

SOURCES/DOCUMENTS: Description (Location)

Marion County City Directory

Ellis Lawrence Collection/U of O Special Collections

PUBLICATIONS:

PACIFIC BUILDER AND ENGINEER. Aug. 1912. p.529.

SLIDE NO.:

SHPO INVENTORY NO.:

RESEARCH BY: M. Kaddas

RECORDED BY: K. Lakin

DATE: 08/17/88

DATE: 08/19/88

OREGON INVENTORY OF HISTORIC PROPERTY  
ELLIS LAWRENCE BUILDING INVENTORY  
UNBUILT FORM  
COUNTY: Clatsop

HISTORIC NAME: GOLFMERE HOTEL

COMMON NAME:

RESOURCE TYPE: Building  
STATUS: unbuilt project

CITY: Seaside Oregon  
STREET: unknown  
OWNER:

LAWRENCE  
(JOB#) YEAR: (1631) 1923  
(JOB#) YEAR: ( )  
FIRST DATE: Jan. 1923  
DESIGN BEG: Jan. 1923  
DESIGN END:

TOWNSHIP: RANGE: SECTION:

MAP#:

ADDITION:

ORIGINAL USE: hotel

BLOCK: LOT: QUAD:

THEMEs: 20C Architecture, Commercial, Recreation

ARCHITECT: Lawrence and Holford

CHIEF DESIGNER: unknown

STYLE: unknown

PLAN TYPE/SHAPE:

ROOF FORM:

STORIES:

PRIME WINDOW TYPE:

EXTERIOR SURFACE MATERIAL: ,

DECORATIVE FEATURES:

all aspects of the design are unknown

OTHER:

SETTING:

Seaside is a beach community with much recreational emphasis and summer homes

SIGNIFICANCE STATEMENT:

All that is known about this is Lawrence's bill for \$200 for preliminary studies, addressed to Mrs. Harry P. Palmer, 453 East 14th Street, North, in Portland. The hotel is not listed in Polk's Directories for Seaside for 1920-21, 1925, 1931, or 1934. Presumably, it was never built. Whereabouts of the preliminary studies, if they still exist, is not known.

SOURCES/DOCUMENTS: Description (Location)

Bill for Job #1631, "Golfmere" Hotel preliminary studies, box 6 or EF Lawrence Collection (UO Library, Special Collections)

Polk's Directories for Astoria/Seaside, 1920-21, 1925, 1931, 1934.

Sanborn Maps for Seaside, 1921 & 1949.

PUBLICATIONS:

SHPO INVENTORY NO.:

RESEARCH BY: M. Shellenbarger

DATE: 08/16/88

RECORDED BY: M. Shellenbarger

DATE: 08/16/88

OREGON INVENTORY OF HISTORIC PROPERTY  
ELLIS LAWRENCE BUILDING INVENTORY  
UNBUILT FORM  
COUNTY: Clatsop

HISTORIC NAME: SWETT, MISS NAOMI, COTTAGE

COMMON NAME: RESOURCE TYPE: Building  
STATUS: unbuilt project  
CITY: Seaside Oregon LAWRENCE  
STREET: unknown (JOB#) YEAR: ( ) 1921  
OWNER: Miss Naomi Swett (JOB#) YEAR: ( )  
FIRST DATE: Dec. 1921  
DESIGN BEG: Dec. 1921  
DESIGN END:  
TOWNSHIP: RANGE: SECTION:  
MAP#:  
ADDITION: ORIGINAL USE: residence  
BLOCK: LOT: QUAD:  
THEMEs: 20C Architecture  
ARCHITECT: Lawrence and Holford CHIEF DESIGNER: unknown  
STYLE: unknown  
PLAN TYPE/SHAPE:  
ROOF FORM: STORIES:  
PRIME WINDOW TYPE:  
EXTERIOR SURFACE MATERIAL: ,  
DECORATIVE FEATURES:  
nothing about the design of this cottage is known

OTHER:

SETTING:

Seaside is a beach community, with emphasis on recreation and summer homes

SIGNIFICANCE STATEMENT:

Lawrence billed Miss Naomi Swett, 248 Thirteenth Street in Portland, for \$11 for "architectur1 services in connection with Seaside cottage" on December 19, 1921; it was paid. Miss Swett, a stenographer who roomed in Portland, is not listed in the Polk's Seaside Directories for 1920-21, 1925, 1931, or 1934. Apparently she did not own a Seaside cottage at the time of billing, so she must have hoped to build one. The lack of further Lawrence job records or evidence of her residing in Seaside suggests that the cottage was never built.

SOURCES/DOCUMENTS: Description (Location)

bill for architectural services, EF Lawrence Collection, box 6, file 1, (UO Library, Special Collections)

Polk's Directories for Astoria/Seaside for 1920-21, 1925, 1931, and 1934.

PUBLICATIONS:

SHPO INVENTORY NO.:

RESEARCH BY: M. Shellenbarger DATE: 08/16/88  
RECORDED BY: M. Shellenbarger DATE: 08/16/88



OREGON INVENTORY OF HISTORIC PROPERTY  
ELLIS LAWRENCE BUILDING INVENTORY  
COUNTY: Deschutes

HISTORIC NAME: HAMMOND, ROSS B., RANCH HOUSE

COMMON NAME: Pine Meadow Ranch  
OTHER NAMES:

RESOURCE TYPE: Building  
STATUS: built & survives

LAWRENCE

(JOB#) YEAR: ( ) 1936

(JOB#) YEAR: ( )

(JOB#) YEAR: ( )

FIRST DATE:

DESIGN BEG:

DESIGN END:

CONSTR BEG:

CONSTR END: ? 1936

LOSS DATE:

ORIGINAL USE: residence

PRESENT USE: residence

SITE: 0.1 acres, approx.

CITY: Sisters Oregon

STREET: 15619 Sisters View Dr.

OWNER: Sokol, Dorro  
PO Box 96 Sisters, OR 97759

TOWNSHIP: 15S RANGE: 10E SECTION: 09

MAP#: 15-10-9 TAX LOT: 15-10-09-00-0900

ADDITION: ORIGINAL USE: residence

BLOCK: LOT: QUAD: PRESENT USE: residence

ASSESSOR #:

THEMES: 20C Architecture, Stock Raising

DATA BELOW IS ON LAWRENCE FIRM'S DESIGN AS-BUILT:

ARCHITECT: Lawrence, Holford & Allyn  
ENGINEERS & CONSULTANTS:

CHIEF DESIGNER: probably EFL

CONTRACTORS:

Ross Hammond (general)

ARTISTS & CRAFTSMEN:

STYLE: National Park

PLAN TYPE/SHAPE: rectangular (front long) +irregular/diagonal wing

FOUNDATION MATERIAL: concrete STORIES: 2 BASEMENT: yes

ROOF/MATERIAL: med. gable (10/12 max.) w/gable wing/

WALL CONSTR: nailed wood frame STRUC.FRAME: nailed wood frame

PRIME WINDOW TYPE: steel group.multi-pane casement w/special bay/oriel

EXTERIOR SURFACE MATERIAL: wood shingles, wood vertical board

DECORATIVE FEATURES/MATERIALS:

living room rough hewn wood beams, fireplace which had brick surround with flat arch and molded wood mantel; vertical board, knotty pine paneling on interior

OTHER:

Total of six fireplaces. 2nd floor west deck added (c.1972); many windows altered (1969-70)

CONDITION: good

MOVED: not moved

ALTERATIONS/ADDITIONS (dated):

living room fireplace refaced with stone (1969); kitchen & baths remodeled (1969-70); carport addition (1972); orig. garage altered to family room (1972)

LANDSCAPE FEATURES:

Squaw creek brook runs along east side of home site, several large ponderosa pines surround home; swimming pool added (1972)

ELLIS LAWRENCE BUILDING INVENTORY

HISTORIC NAME: HAMMOND, ROSS B., RANCH HOUSE

**ASSOCIATED STRUCTURES:**

round barn (built by Hammond); cabin; bunk house

**SETTING:**

flat ranch land with dramatic view of the Cascade Mountains, approximately .5 miles from the town of Sisters

**SIGNIFICANCE OF LAWRENCE FIRM'S DESIGN:**

**EXTER.DETAILS/CRAFTSMANSHIP:** Ordinary construction with no special features.

**INTER.DETAILS/CRAFTSMANSHIP:** Better than average workmanship and materials.

**EXTERIOR INTEGRITY:** Moderate changes; some original character remains.

**INTERIOR INTEGRITY:** Moderate changes; some original character remains.

**SITE INTEGRITY:** Minor changes, but original character intact.

**SETTING INTEGR:** Minor changes to character and relationship of surroundings.

**SIGNIFICANCE STATEMENT:**

Ross Hammond was the general contractor for some of Lawrence's most important buildings on the University of Oregon campus, including the Museum of Art and Library. Hammond was also the general contractor for the Oregon State Capitol building in Salem. This home was constructed in order to provide work for some of Hammond's key workers during the slack years of the depression. Bill Hammond, son of Ross Hammond, owned the house until 1972; it has changed ownership twice since 1972. The extraordinary setting and the relatively intact nature of the house in its setting are significant. This is one of only four known built "ranch" houses designed by Lawrence. (The others are the Henry McCall house near Redmond, Lawrence's own Apple Ranch house in Odell, and the Thompson house near Heppner.)

**SOURCES/DOCUMENTS:** Description (Location)

photo of rendering in E.F. Lawrence Collection (UO Library, Special Coll.)

Hammond, William, phone interview by Don Rich, 12/2/87.

Sokol, Dorro, interview by Don Rich & M. Shellenbarger, March 1988

**PUBLICATIONS:**

SLIDE NO.:

SHPO INVENTORY NO.:

RESEARCH BY: MS/ D. Rich

RECORDED BY: M. Shellenbarger

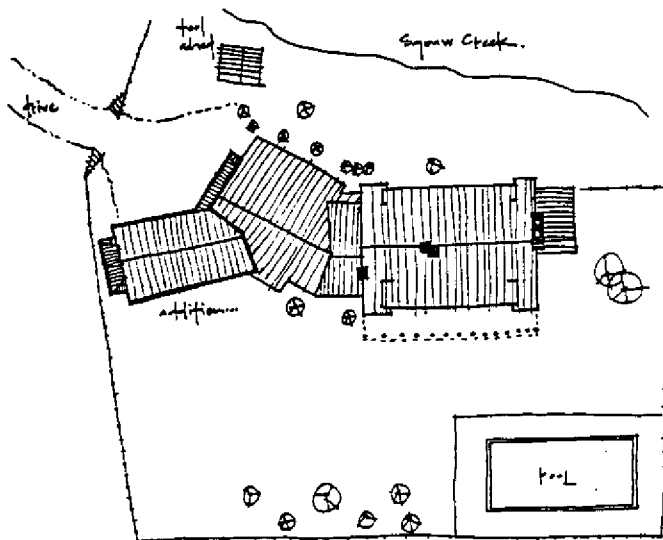
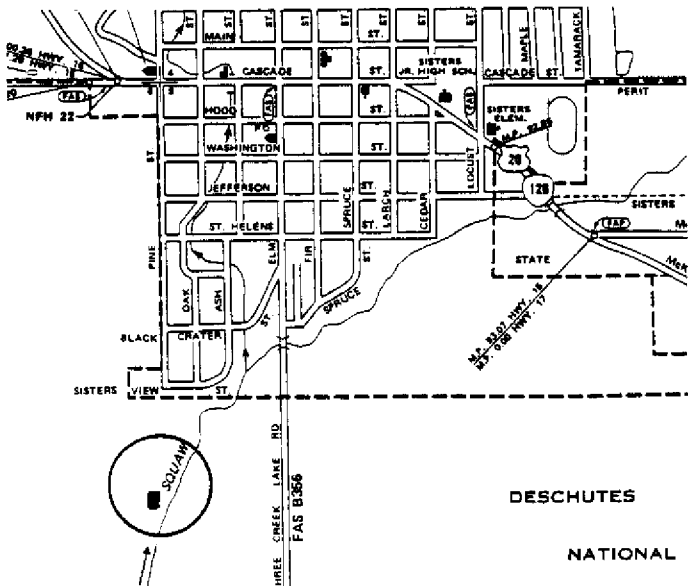
DATE: 03/21/88

DATE: 06/28/88

**ELLIS LAWRENCE BUILDING SURVEY**  
**HISTORIC NAME: HAMMOND, ROSS B., RANCH HOUSE**

RECENT PHOTO  
 NEGATIVE #s:  
 MS1-4A

*First # above  
 is upper-right  
 photo; second #  
 is just below.  
 If no # above,  
 see sources at  
 bottom of page.*



**HISTORIC PHOTO/OTHER GRAPHIC SOURCE:**

**OREGON INVENTORY OF HISTORIC PROPERTY  
ELLIS LAWRENCE BUILDING INVENTORY**

**E V A L U A T I O N**

**HISTORIC NAME: HAMMOND, ROSS B., RANCH HOUSE**

<u>INTEGRITY OF:</u>	<u>NUMERICAL</u>
1. <b>EXTERIOR:</b> Moderate changes; some original character remains.	3
2. <b>INTERIOR:</b> Moderate changes; some original character remains.	3
3. <b>SITE:</b> Minor changes, but original character intact.	7
4. <b>SETTING:</b> Minor changes to character and relationship of surroundings.	3
<b>INTEGRITY TOTAL</b>	<b>16</b>

<u>DISTINCTION OF:</u>	
1. <b>EXTERIOR DETAILS &amp; CRAFTSMANSHIP:</b> Ordinary construction with no special features.	0
2. <b>INTERIOR DETAILS &amp; CRAFTSMANSHIP:</b> Better than average workmanship and materials.	3
3. <b>STYLE:</b> (National Park) It has few features associated with its identified style. Compared to Lawrence's other surviving Oregon buildings, this style is unique in its city/town or rural area; one of few in Oregon.	0 7
4. <b>ORIGINAL USE:</b> (residence / ranch house) Compared to Lawrence's other surviving Oregon buildings, this use is unique in its city/town or rural area; one of few in Oregon	7
5. <b>ARCHITECTURAL DESIGN:</b> Compared to Lawrence's other surviving Oregon buildings, this design is average quality and significance. 2 Is it part of an ensemble of surviving buildings by Lawrence? 0 No other Lawrence buildings are nearby. 0 Are structural or technical aspects of the design significant? Of little significance. 0	2 0 0
6. <b>LAWRENCE'S PERSONAL INVOLVEMENT IN THE DESIGN PROCESS:</b> Lawrence was probably chief designer, though little evidence	6
<b>DISTINCTION TOTAL</b>	<b>25</b>

<u>EDUCATIVE OR ASSOCIATIVE VALUE:</u>	
1. <b>HISTORIC EVENTS OR ACTIVITIES:</b> No known association with historic events or activities.	0
2. <b>HISTORIC PERSONS:</b> Strong assoc. with person(s) of state historic significance.	7
3. <b>SYMBOLIC ASSOCIATION WITH AN IDEAL, INSTITUTION, OR POLITICAL ENTITY:</b> No known significant symbolic association.	0
<b>EDUCATIVE OR ASSOCIATIVE TOTAL</b>	<b>7</b>
<b>GRAND TOTAL</b>	<b>48</b>
<b>RANK:</b>	<b>SECONDARY</b>

*NOTE: Only the built, surviving buildings in Oregon were evaluated.*

OREGON INVENTORY OF HISTORIC PROPERTY  
ELLIS LAWRENCE BUILDING INVENTORY  
S H O R T F O R M

COUNTY: Wasco

HISTORIC NAME: MAUSOLEUM, THE DALLES

RESOURCE TYPE: Building  
STATUS: unbuilt project  
LAWRENCE  
(JOB#) YEAR: (    )

CITY:                    The Dalles                    Oregon

**DESCRIPTION/EXPLANATION:**

This project is mentioned in Lawrence file correspondence: March 1921 to Portland Mausoleum Co. - "preparing sketches"; March 1923 to Chas. J. Schumann of The Dalles - "two blueprints of...proposed Mausoleum" with cast stone entrance; and April 1923 to Schumann "changes in tombs". It was not built and no drawings or other references have been found.

RESEARCH BY: M. Struble

RECORDED BY: M. Shellenbarger DATE: 01/30/88

OREGON INVENTORY OF HISTORIC PROPERTY  
ELLIS LAWRENCE BUILDING INVENTORY  
COUNTY: Wasco

HISTORIC NAME: ST. PAUL'S EPISCOPAL CHURCH PARISH HOUSE

COMMON NAME: EPISCOPAL DIOCESAN OFFICES  
OTHER NAMES: REMINGTON HALL

RESOURCE TYPE: Building  
STATUS: built & survives

LAWRENCE

(JOB#) YEAR: (1937) 1931

(JOB#) YEAR: ( )

(JOB#) YEAR: ( )

FIRST DATE: 1931

DESIGN BEG: 1931

DESIGN END: 1931

CONSTR BEG: Aug. 1931

CONSTR END: Nov. 1931

LOSS DATE:

ORIGINAL USE: church/parish house

PRESENT USE: church/Bishop's offices

SITE: 0.1 acres, approx.

CITY: The Dalles Oregon  
STREET: 601 Union Street  
OWNER: Episcopal Diocese  
(property address above)

TOWNSHIP: 01N RANGE: 13E SECTION: 03

MAP#: 01-13-03 BC TAX LOT: 01-13-03-00-4700

ADDITION: ORIGINAL USE:

BLOCK: LOT: QUAD: PRESENT USE:

ASSESSOR #:

THEMES: 20C Architecture, Religion

DATA BELOW IS ON LAWRENCE FIRM'S DESIGN AS-BUILT:

ARCHITECT: Lawrence, Holford, Allyn and Bean CHIEF DESIGNER: prob.Holford  
ENGINEERS & CONSULTANTS:

CONTRACTORS:

Alfred Johnson (General); John Milne (Heating & Plumbing); W.R. Flinn  
(Painting); L.L. Tauscher (Plastering); H. N. Crandall (Electrical)

ARTISTS & CRAFTSMEN:

STYLE: National Park

PLAN TYPE/SHAPE: rectangular (sides long)

FOUNDATION MATERIAL: concrete

ROOF/MATERIAL: high hip (10/12 min.) /

WALL CONSTR: stone (bearing)

PRIME WINDOW TYPE: wood multi-pane double-hung

EXTERIOR SURFACE MATERIAL: rubble stone,

DECORATIVE FEATURES/MATERIALS:

Basalt stone fireplace, stone flat arches and cast stone lintels.

STORIES: 1 BASEMENT: no

STRUC.FRAME: nailed wood frame

OTHER:

CONDITION: good

MOVED: not moved

ALTERATIONS/ADDITIONS (dated):

Interior substantially rebuilt for bishop's offices (1980).

LANDSCAPE FEATURES:

built into slope of basalt outcropping

ELLIS LAWRENCE BUILDING INVENTORY

HISTORIC NAME: ST. PAUL'S EPISCOPAL CHURCH PARISH HOUSE

**ASSOCIATED STRUCTURES:**

attached to St. Paul's Church (1875); adjacent Rectory by Lawrence (see form).

**SETTING:**

Residential, mixed neighborhood adjacent to downtown core; Union Street borders the site in front and a steep basalt outcropping is adjacent.

**SIGNIFICANCE OF LAWRENCE FIRM'S DESIGN:**

**EXTER.DETAILS/CRAFTSMANSHIP:** Better than average workmanship and materials.

**INTER.DETAILS/CRAFTSMANSHIP:** Better than average workmanship and materials.

**EXTERIOR INTEGRITY:** Essentially intact as originally built.

**INTERIOR INTEGRITY:** Major changes; original character lost.

**SITE INTEGRITY:** Essentially intact as originally built.

**SETTING INTEGR:** Minor changes to character and relationship of surroundings.

**SIGNIFICANCE STATEMENT:**

Although substantially altered inside, the rugged basalt exterior is essentially intact. St. Peter's church in LaGrande is the only other church building of stone by Lawrence's firms in Eastern Oregon; and the use of stone was doubtlessly due to the unusual siting of this hall into a basalt hillside. The primary significance of this structure is in its careful attachment to the 1875 church by H. D. Nevius; and this attachment was done with apparent sensitivity, respecting the original church and taking advantage of the 1900 belltower addition and entry path. To reduce the cost of the addition, 10' was removed from the planned building by omitting the stage. It now houses the offices of the Diocese of Eastern Oregon.

**SOURCES/DOCUMENTS: Description (Location)**

EF Lawrence MASTER JOB INDEX # 444 & 538 (Lawrence Col., UO Library, Special Collections)

ST. PAUL'S CHAPEL AND DIOCESAN OFFICE, Pamphlet (At church)

THE DALLES OPTIMIST 8/21/31 p1, 9/4/31, 10/30/31, 11/13/31, 11/20/31

**PUBLICATIONS:**

**SLIDE NO.:**

**SHPO INVENTORY NO.:**

**RESEARCH BY:** MS/ M. Struble

**RECORDED BY:** M. Shellenbarger

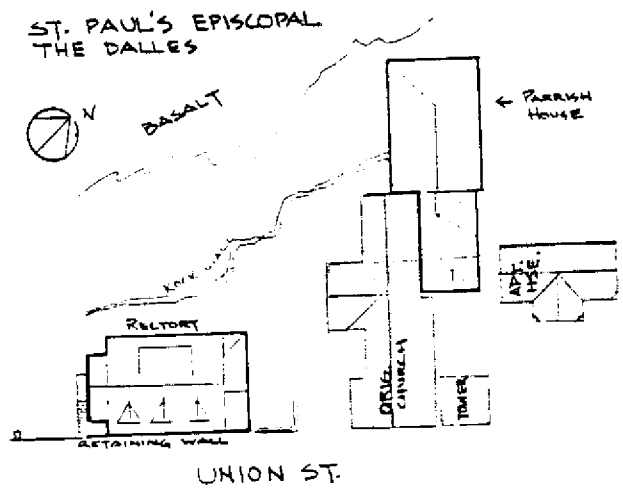
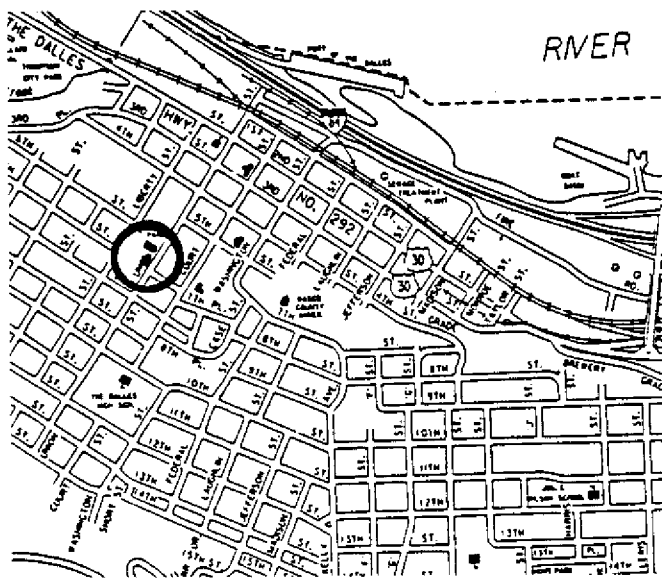

**DATE:** 12/15/87

**DATE:** 09/24/88

ELLIS LAWRENCE BUILDING SURVEY  
 HISTORIC NAME: ST. PAUL'S EPISCOPAL CHURCH PARISH HOUSE

RECENT PHOTO  
 NEGATIVE #s:  
 MS2-15

First # above  
 is upper-right  
 photo; second #  
 is just below.  
 If no # above,  
 see sources at  
 bottom of page.



HISTORIC PHOTO/OTHER GRAPHIC SOURCE:





OREGON INVENTORY OF HISTORIC PROPERTY  
ELLIS LAWRENCE BUILDING INVENTORY  
COUNTY: Wasco

HISTORIC NAME: ST. PAUL'S EPISCOPAL CHURCH RECTORY

COMMON NAME: Diocesan Residence	RESOURCE TYPE: Building
OTHER NAMES:	STATUS: built & survives
	<u>LAWRENCE</u>
	(JOB#) YEAR: (1866) 1928
	(JOB#) YEAR: ( )
	(JOB#) YEAR: ( )
CITY: The Dalles Oregon	FIRST DATE: March 1928
STREET: 605 Union St.	DESIGN BEG: 1928
OWNER: Episcopal Diocese	DESIGN END: 1928
601 Union St., The Dalles, Or. 97058	CONSTR BEG: 1928
	CONSTR END: 1929
TOWNSHIP: 01N RANGE: 13E SECTION: 03	LOSS DATE:
MAP#: 01-13-03-BC TAX LOT: 01-13-03-00-4701	ORIGINAL USE: church rectory
ADDITION:	PRESENT USE: residence
BLOCK: 013 LOT: QUAD:	SITE: 1.0 acres, approx.
ASSESSOR #:	
THEMES: 20C Architecture, Religion	

DATA BELOW IS ON LAWRENCE FIRM'S DESIGN AS-BUILT:

ARCHITECT: Lawrence and Holford CHIEF DESIGNER: prob.Holford  
ENGINEERS & CONSULTANTS:

CONTRACTORS:

ARTISTS & CRAFTSMEN:

STYLE: English Cottage  
PLAN TYPE/SHAPE: rectangular (front long)  
FOUNDATION MATERIAL: concrete STORIES: 2 BASEMENT: yes  
ROOF/MATERIAL: med. gable (10/12 max.) w/gabled dormer(s)/Wood shingles  
WALL CONSTR: nailed wood frame STRUC.FRAME: nailed wood frame  
PRIME WINDOW TYPE: wood multi-pane double-hung  
EXTERIOR SURFACE MATERIAL: wood shingles,  
DECORATIVE FEATURES/MATERIALS:  
Brick chimney with 3-course corbeled cap.

OTHER:

CONDITION: good  
MOVED: not moved

ALTERATIONS/ADDITIONS (dated):

back porch enclosed & kitchen remodeled (1981); fire escape bridge to hillside added (c.1935); storm windows added & garage door replaced (date unknown).

LANDSCAPE FEATURES:

The house sits a full story above the sidewalk on a foundation wall; stairs lead from the walk to the front door; a large basalt outcropping rises at rear.

ELLIS LAWRENCE BUILDING INVENTORY

HISTORIC NAME: ST. PAUL'S EPISCOPAL CHURCH RECTORY

**ASSOCIATED STRUCTURES:**

St. Paul's Church (1875) w/attached parish house (1931) by Lawrence & Holford

**SETTING:**

Basalt hillside adjacent to downtown core, within boundary of The Dalles Commercial Historic District survey.

**SIGNIFICANCE OF LAWRENCE FIRM'S DESIGN:**

**EXTER.DETAILS/CRAFTSMANSHIP:** Ordinary construction with no special features.

**INTER.DETAILS/CRAFTSMANSHIP:** Ordinary construction with no special features.

**EXTERIOR INTEGRITY:** Minor changes, but original character intact.

**INTERIOR INTEGRITY:** Minor changes, but original character intact.

**SITE INTEGRITY:** Minor changes, but original character intact.

**SETTING INTEGR:** Historic character & relationship of surroundings is intact.

**SIGNIFICANCE STATEMENT:**

This Rectory replaces an original rectory built in 1885 and demolished in 1923. It was sold by the Episcopal Diocese sometime between 1969 and 1980, and then repurchased in 1981 by the diocese when the adjacent church and offices were designated the seat of the Episcopal Diocese of Eastern Oregon in 1980. It is currently the residence of the Mrs. Lois Kimsey, mother of the Bishop. Although modest in size and embellishment, the rectory is handsomely proportioned and of some architectural distinction. The interior is essentially intact. The unusual siting of the house atop a full-story foundation wall repeats the pattern of the earlier rectory. Together with the adjacent church by Dr. H. D. Nevius and its Parish Hall by Lawrence's firm, an ensemble of unusual distinction is created.

**SOURCES/DOCUMENTS: Description (Location)**

National Register of Historic Places Inventory-Nomination Form for The Dalles Commercial Historic District.

ST. PAUL'S CHAPEL & DIOCESAN OFFICE Pamphlet (at Diocesan offices)

SANBORN'S MAPS FOR THE DALLES, 1907 & 1926.

PACIFIC BUILDER & ENGINEER 3/17/28 p7

Kimsey, Mrs. Lois, interview by M. Struble & M. Shellenbarger, Oct. 1987

**PUBLICATIONS:**

SLIDE NO.:

SHPO INVENTORY NO.:

RESEARCH BY: MS/ M. Struble

RECORDED BY: M. Shellenbarger

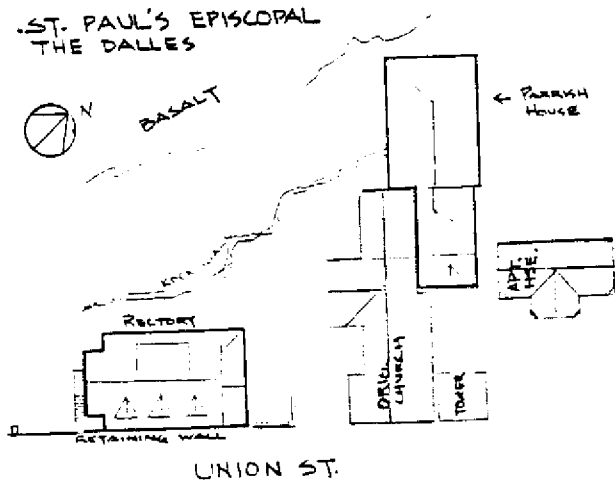
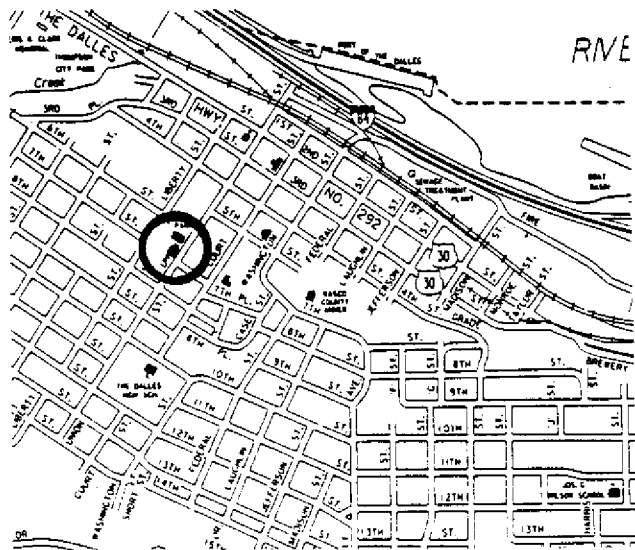
DATE: 12/15/87

DATE: 09/24/88

ELLIS LAWRENCE BUILDING SURVEY  
 HISTORIC NAME: ST. PAUL'S EPISCOPAL CHURCH RECTORY

RECENT PHOTO  
 NEGATIVE #s:  
 MS2-14

First # above  
 is upper-right  
 photo; second #  
 is just below.  
 If no # above,  
 see sources at  
 bottom of page.



HISTORIC PHOTO/OTHER GRAPHIC SOURCE:

OREGON INVENTORY OF HISTORIC PROPERTY  
ELLIS LAWRENCE BUILDING INVENTORY

E V A L U A T I O N

HISTORIC NAME: ST. PAUL'S EPISCOPAL CHURCH RECTORY

<u>INTEGRITY OF:</u>	<u>NUMERICAL</u>
1. EXTERIOR: Minor changes, but original character intact.	7
2. INTERIOR: Minor changes, but original character intact.	7
3. SITE: Minor changes, but original character intact.	7
4. SETTING: Historic character & relationship of surroundings is intact.	5

INTEGRITY TOTAL                      26

DISTINCTION OF:

1. EXTERIOR DETAILS & CRAFTSMANSHIP: Ordinary construction with no special features.	0
2. INTERIOR DETAILS & CRAFTSMANSHIP: Ordinary construction with no special features.	0
3. STYLE: (English Cottage) It has distinctive features of its identified style.	2
Compared to Lawrence's other surviving Oregon buildings, this style is unique in its city/town or rural area; one of few in Oregon.	7
4. ORIGINAL USE: (church rectory) Compared to Lawrence's other surviving Oregon buildings, this use is unique in its city/town or rural area; one of few in Oregon	7
5. ARCHITECTURAL DESIGN: Compared to Lawrence's other surviving Oregon buildings, this design is average quality and significance.	2
Is it part of an ensemble of surviving buildings by Lawrence? It's located in an ordered arrangement of Lawrence buildings	9
Are structural or technical aspects of the design significant? Of little significance.	0
6. LAWRENCE'S PERSONAL INVOLVEMENT IN THE DESIGN PROCESS: Another designer was probably the chief designer.	2

DISTINCTION TOTAL                      29

EDUCATIVE OR ASSOCIATIVE VALUE:

1. HISTORIC EVENTS OR ACTIVITIES: Some association with historic events or activities.	2
2. HISTORIC PERSONS: Strong assoc. with person(s) of state historic significance.	7
3. SYMBOLIC ASSOCIATION WITH AN IDEAL, INSTITUTION, OR POLITICAL ENTITY: Some significant symbolic association.	2

EDUCATIVE OR ASSOCIATIVE TOTAL                      11

GRAND TOTAL                                      66

RANK:                                      PRIMARY

*NOTE: Only the built, surviving buildings in Oregon were evaluated.*



OREGON INVENTORY OF HISTORIC PROPERTY  
ELLIS LAWRENCE BUILDING INVENTORY  
COUNTY: Tillamook

HISTORIC NAME: ST. ALBAN'S EPISCOPAL CHURCH & PARISH HOUSE

COMMON NAME:		RESOURCE TYPE: Building
OTHER NAMES:		STATUS: built & survives
		<u>LAWRENCE</u>
		(JOB#) YEAR: (1692) 1924
		(JOB#) YEAR: ( )
		(JOB#) YEAR: ( )
CITY: Tillamook	Oregon	FIRST DATE: April 1924
STREET: 6th & Pacific, NE corner		DESIGN BEG: 1924
OWNER: St. Alban's Episcopal (property address above)		DESIGN END:
		CONSTR BEG:
TOWNSHIP: 01S RANGE: 09W SECTION: 30		CONSTR END:
MAP#: 01-09-30	TAX LOT: 01-09-30-00-7300	LOSS DATE:
ADDITION: Thayer's	ORIGINAL USE: church	
BLOCK: 010 LOT: 5to8 QUAD:	PRESENT USE: church	
ASSESSOR #:		SITE: 0.5 acres, approx.
THEMES: 20C Architecture, Religion		

DATA BELOW IS ON LAWRENCE FIRM'S DESIGN AS-BUILT:

ARCHITECT: Lawrence and Holford CHIEF DESIGNER: unknown  
ENGINEERS & CONSULTANTS:

CONTRACTORS:

ARTISTS & CRAFTSMEN:

STYLE: Arts & Crafts  
PLAN TYPE/SHAPE: rectangular (sides long)  
FOUNDATION MATERIAL: concrete STORIES: 1.5 BASEMENT: yes  
ROOF/MATERIAL: gable w/3 offset gables /Comp. shingles  
WALL CONSTR: nailed wood frame STRUC.FRAME: nailed wood frame  
PRIME WINDOW TYPE: wood group multi-pane casement  
EXTERIOR SURFACE MATERIAL: wood shingles, wood bevel siding  
DECORATIVE FEATURES/MATERIALS:

OTHER:

1945 intentions to build new kitchen cupboards, sacristy remodel, and finishing upstairs room for classroom; basement had already received new concrete floor.

CONDITION: good

MOVED: not moved

ALTERATIONS/ADDITIONS (dated):

Demolition of all but a small rear portion of the church was followed by a large addition replacing the former sanctuary, apparently by Wm. Holford (1957)

LANDSCAPE FEATURES:

evergreen shrubs and lawn

ELLIS LAWRENCE BUILDING INVENTORY

HISTORIC NAME: ST. ALBAN'S EPISCOPAL CHURCH & PARISH HOUSE

ASSOCIATED STRUCTURES:

none

SETTING:

urban fringe on major through street

SIGNIFICANCE OF LAWRENCE FIRM'S DESIGN:

EXTER.DETAILS/CRAFTSMANSHIP: Ordinary construction with no special features.

INTER.DETAILS/CRAFTSMANSHIP: Ordinary construction with no special features.

EXTERIOR INTEGRITY: Moderate changes; some original character remains.

INTERIOR INTEGRITY: Major changes; original character lost.

SITE INTEGRITY: Moderate changes; some original character remains.

SETTING INTEGR: Major changes to character and relationship of surroundings.

SIGNIFICANCE STATEMENT:

St. Alban's Episcopal Church is listed on the Tillamook Inventory of Historic Properties. This is the first Episcopal church on this property, built when the church had "mission" status. The "St. Alban's" name had been chosen ten years prior in 1915. The first resident vicar was the Rev. Frederick C. Jennings in 1930. St. Alban's became a parish in 1958 after work had been started on the new addition, which was dedicated by Bishop Dagwell in May of 1958. St. Alban's is one of three Oregon coast Episcopal churches designed by the Lawrence and Holford firm. In 1957 the church was substantially remodeled with a larger sanctuary and a new entryway, wider exterior horizontal siding and contemporary stained glass windows. Only a small portion of the original design exists on the east end of the structure. Because of these alterations, the historic significance of this building is low.

SOURCES/DOCUMENTS: Description (Location)

TILLAMOOK HERALD, 4-11-24

Photo of 1924 ink rendering of proposed design of church-(not built) (Lawrence Col., UO Library Special Col.) Exhibit-quality

Two historic photos of exterior, possession of Emma Groat, Tillamook.

Tillamook City Hall property records.

DAILY RECORD-ABSTRACT, Portland, 5/12/24 p1

DAILY JOURNAL OF COMMERCE, Portland, 8/27/45 p1 "21 Episcopal Churches..."

PUBLICATIONS:

SLIDE NO.:  
SHPO INVENTORY NO.:

RESEARCH BY: M. Kadas  
RECORDED BY: M. Shellenbarger

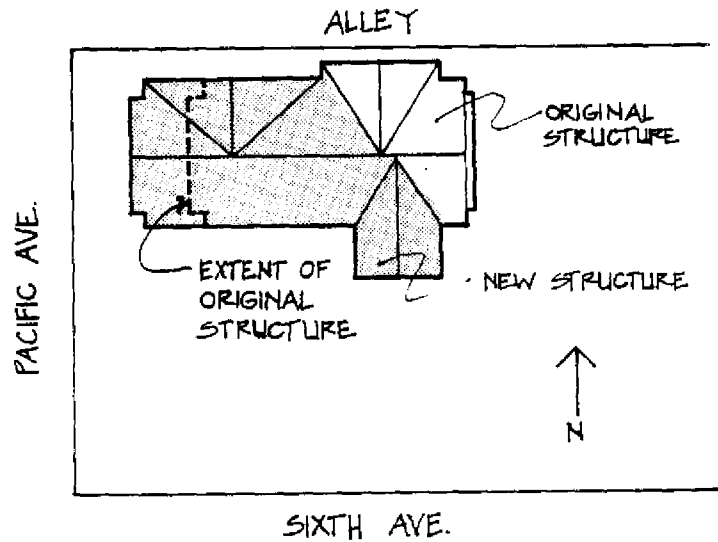
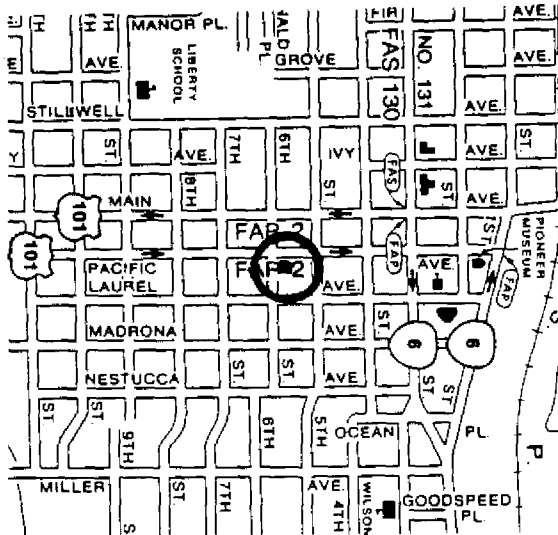

DATE: 12/03/87  
DATE: 01/01/88



ELLIS LAWRENCE BUILDING SURVEY  
 HISTORIC NAME: ST. ALBAN'S EPISCOPAL CHURCH & PARISH HOUSE

RECENT PHOTO  
 NEGATIVE #s:  
 MS2-0

First # above  
 is upper-right  
 photo; second #  
 is just below.  
 If no # above,  
 see sources at  
 bottom of page.



HISTORIC PHOTO/OTHER GRAPHIC SOURCE: Lawrence Col., UO Library; Emma Groat

OREGON INVENTORY OF HISTORIC PROPERTY  
ELLIS LAWRENCE BUILDING INVENTORY

E V A L U A T I O N

HISTORIC NAME: ST. ALBAN'S EPISCOPAL CHURCH & PARISH HOUSE

<u>INTEGRITY OF:</u>	<u>NUMERICAL</u>
1. EXTERIOR: Moderate changes; some original character remains.	3
2. INTERIOR: Major changes; original character lost.	0
3. SITE: Moderate changes; some original character remains.	3
4. SETTING: Major changes to character and relationship of surroundings.	0

INTEGRITY TOTAL                      6

DISTINCTION OF:

1. EXTERIOR DETAILS & CRAFTSMANSHIP: Ordinary construction with no special features.	0
2. INTERIOR DETAILS & CRAFTSMANSHIP: Ordinary construction with no special features.	0
3. STYLE: (Arts & Crafts) It has few features associated with its identified style. Compared to Lawrence's other surviving Oregon buildings, this style is unique in its city/town or rural area.	5
4. ORIGINAL USE: (church) Compared to Lawrence's other surviving Oregon buildings, this use is unique in its city/town or rural area.	5
5. ARCHITECTURAL DESIGN: Compared to Lawrence's other surviving Oregon buildings, this design is below average quality and significance. Is it part of an ensemble of surviving buildings by Lawrence? No other Lawrence buildings are nearby. Are structural or technical aspects of the design significant? Of little significance.	0
6. LAWRENCE'S PERSONAL INVOLVEMENT IN THE DESIGN PROCESS: Another designer was probably the chief designer.	2

DISTINCTION TOTAL                      12

EDUCATIVE OR ASSOCIATIVE VALUE:

1. HISTORIC EVENTS OR ACTIVITIES: Some association with historic events or activities.	2
2. HISTORIC PERSONS: No known association with a significant historic person.	0
3. SYMBOLIC ASSOCIATION WITH AN IDEAL, INSTITUTION, OR POLITICAL ENTITY: Major symbolic association with local ideal or institution.	5

EDUCATIVE OR ASSOCIATIVE TOTAL                      7

GRAND TOTAL                                      25

RANK:                      COMPATIBLE

NOTE: Only the built, surviving buildings in Oregon were evaluated.

OREGON INVENTORY OF HISTORIC PROPERTY  
ELLIS LAWRENCE BUILDING INVENTORY  
COUNTY: Tillamook

HISTORIC NAME: TILLAMOOK COUNTY COURTHOUSE

COMMON NAME:	RESOURCE TYPE: Building
OTHER NAMES:	STATUS: built & survives
	<u>LAWRENCE</u>
	(JOB#) YEAR: (1978) 1932
	(JOB#) YEAR: ( )
	(JOB#) YEAR: ( )
CITY: Tillamook Oregon	FIRST DATE: Oct. 1931
STREET: 201 Laurel Ave.	DESIGN BEG: Febr. 1932
OWNER: Tillamook County	DESIGN END: April 1932
	CONSTR BEG: June 1932
	CONSTR END: Febr. 1933
TOWNSHIP: 01S RANGE: 09W SECTION: 30	LOSS DATE:
MAP#: 01-09-30 TAX LOT: 01-09-30-00-2900	ORIGINAL USE: courthouse
ADDITION:	PRESENT USE: courthouse
BLOCK: LOT: QUAD:	SITE: 1.5 acres, approx.
ASSESSOR #:	
THEMES: 20C Architecture, Local Government	

DATA BELOW IS ON LAWRENCE FIRM'S DESIGN AS-BUILT:

ARCHITECT: Lawrence, Holford, Allyn and Bean CHIEF DESIGNER: probably EFL  
ENGINEERS & CONSULTANTS:

CONTRACTORS:

L.H. Hoffman, Portland (general); Grasce Electric, Portland (electric.); George Burckhard, Tillamook (plumbing); C.P. Yundt, Corvallis (heating); English-Baker Co., Portland (lighting fixtures); Roedel Tile Co. (marble, tile, terrazzo).

ARTISTS & CRAFTSMEN:

Lucille Wiley, fresco of the launching of the "Morning Star" (1945)

STYLE: Half Modern

PLAN TYPE/SHAPE: "U"-shaped

FOUNDATION MATERIAL: concrete

STORIES: 2

BASEMENT: yes

ROOF/MATERIAL: essentially flat /Bitum. builtup

WALL CONSTR: concrete

STRUC.FRAME: concrete frame

PRIME WINDOW TYPE: wood multi-pane double-hung w/special round

EXTERIOR SURFACE MATERIAL: brick,

DECORATIVE FEATURES/MATERIALS:

stone columns, name panels, door surrounds and trim at both main entrances;  
stone cornice and 2nd-floor head course, & sills; brick decorative patterns.

OTHER:

Additions: rear fire escape; roof radio antenna; roof wire mesh jail exercise area (c. 1985); south basement exit stair; elevator & elev. penthouse (1945).

CONDITION: good

MOVED: not moved

ALTERATIONS/ADDITIONS (dated):

Rear wall of courtroom altered to allow for 2nd flr. passageway (1969); ext. ties added to secure brick facing (c.1970); cast stone coping replaced w/metal.

LANDSCAPE FEATURES:

minimal landscaping, mature shrubs and trees

ELLIS LAWRENCE BUILDING INVENTORY

HISTORIC NAME: TILLAMOOK COUNTY COURTHOUSE

ASSOCIATED STRUCTURES:

SETTING:

urban core, streets on four sides

SIGNIFICANCE OF LAWRENCE FIRM'S DESIGN:

EXTER.DETAILS/CRAFTSMANSHIP: High-quality skilled work: some fine materials.

INTER.DETAILS/CRAFTSMANSHIP: Better than average workmanship and materials.

EXTERIOR INTEGRITY: Essentially intact as originally built.

INTERIOR INTEGRITY: Minor changes, but original character intact.

SITE INTEGRITY: Essentially intact as originally built.

SETTING INTEGR: Historic character & relationship of surroundings is intact.

SIGNIFICANCE STATEMENT:

The Tillamook County Courthouse was built with county funds (no WPA/PWA funds were involved). It is significant for the quality of its design & workmanship. It is built of pinkish-tan brick with chevron & soldier course patterns & restrained stone trim including twin matching entryway panels & columns. The interior has marble floors & wainscoting. The courthouse houses the courtroom, county officials' offices, & jail. This is the only built courthouse designed by Lawrence's firms. Ormond R. Bean and William Holford, partners of Lawrence, were involved with this project; but Lawrence surely played a central role in its design. Bean later became a Portland City Commissioner and influential politician. The building is also significant for its relatively intact quality, especially of the exterior and the most important interior spaces.

SOURCES/DOCUMENTS: Description (Location)

DAILY JOURNAL OF COMMERCE, Portland, 2/1/32 p1, 3/25/32 p1, 4/2/32 p1 & 8, 6/10/32 p1, 7/29/32 p1.

PACIFIC BUILDER & ENGINEER 10/24/31 p2, 12/5/31 p36, 2/6/32 p44, 4/2/32 p44, 4/16/32 p12, 5/21/32 p10, 6/18/32 p11, 12/3/32 p48.

historic photographs & photos of 2 renderings of the building (UO Library, Special Col., EF Lawrence Col.) Exhibit-quality

Ormand R. Bean Papers (Oregon Historic Society, Portland)

complete set of construction plans (Tillamook Co. Courthouse, Surveyor's Off.)

TILLAMOOK HERALD, many articles 1932 to 1933.

PUBLICATIONS:

ARCHITECTURE OREGON STYLE by Rosalind Clark, p.204

SLIDE NO.:

SHPO INVENTORY NO.:

RESEARCH BY: MS / M. Kadas

RECORDED BY: M. Shellenbarger

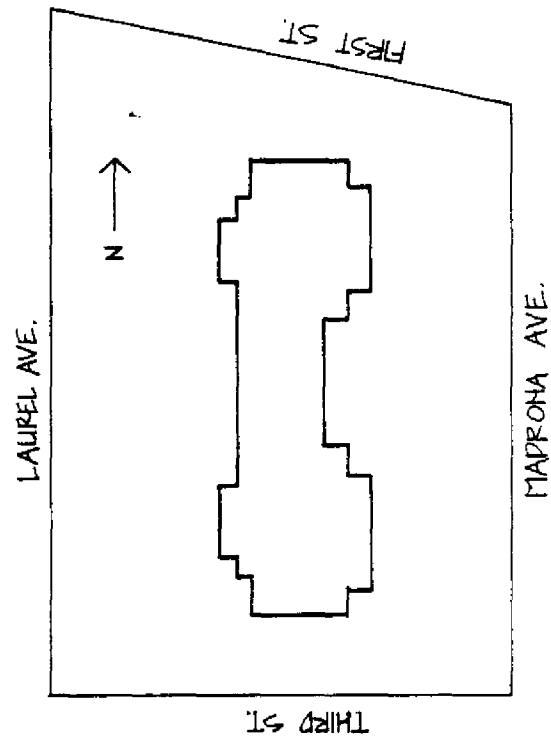
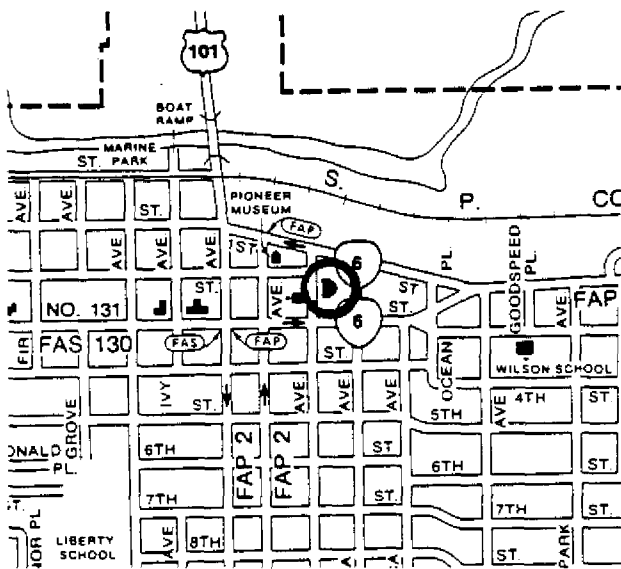
DATE: 12/07/87

DATE: 12/22/87

ELLIS LAWRENCE BUILDING SURVEY  
 HISTORIC NAME: TILLAMOOK COUNTY COURTHOUSE

RECENT PHOTO  
 NEGATIVE #s:  
 MS2-2

First # above  
 is upper-right  
 photo; second #  
 is just below.  
 If no # above,  
 see sources at  
 bottom of page.



HISTORIC PHOTO/OTHER GRAPHIC SOURCE: Lawrence Col. photos, UO Library

OREGON INVENTORY OF HISTORIC PROPERTY  
ELLIS LAWRENCE BUILDING INVENTORY

EVALUATION

HISTORIC NAME: TILLAMOOK COUNTY COURTHOUSE

<u>INTEGRITY OF:</u>	<u>NUMERICAL</u>
1. EXTERIOR: Essentially intact as originally built.	9
2. INTERIOR: Minor changes, but original character intact.	7
3. SITE: Essentially intact as originally built.	9
4. SETTING: Historic character & relationship of surroundings is intact.	5
<b>INTEGRITY TOTAL</b>	<b>30</b>

<u>DISTINCTION OF:</u>	
1. EXTERIOR DETAILS & CRAFTSMANSHIP: High-quality skilled work: some fine materials.	7
2. INTERIOR DETAILS & CRAFTSMANSHIP: Better than average workmanship and materials.	3
3. STYLE: (Half Modern) It is a prime example of its identified style.	5
Compared to Lawrence's other surviving Oregon buildings, this style is unique in its city/town or rural area.	5
4. ORIGINAL USE: (courthouse) Compared to Lawrence's other surviving Oregon buildings, this use is unique in Oregon.	9
5. ARCHITECTURAL DESIGN: Compared to Lawrence's other surviving Oregon buildings, this design is above average quality and significance.	5
Is it part of an ensemble of surviving buildings by Lawrence? No other Lawrence buildings are nearby.	0
Are structural or technical aspects of the design significant? Of little significance.	0
6. LAWRENCE'S PERSONAL INVOLVEMENT IN THE DESIGN PROCESS: Lawrence was probably chief designer, though little evidence	6
<b>DISTINCTION TOTAL</b>	<b>40</b>

<u>EDUCATIVE OR ASSOCIATIVE VALUE:</u>	
1. HISTORIC EVENTS OR ACTIVITIES: Strong association with local historic events or activities.	5
2. HISTORIC PERSONS: Some association with significant historic person(s).	2
3. SYMBOLIC ASSOCIATION WITH AN IDEAL, INSTITUTION, OR POLITICAL ENTITY: Major symbolic association with local ideal or institution.	5
<b>EDUCATIVE OR ASSOCIATIVE TOTAL</b>	<b>12</b>
<b>GRAND TOTAL</b>	<b>82</b>
<b>RANK:</b>	<b>PRIMARY</b>

*NOTE: Only the built, surviving buildings in Oregon were evaluated.*

OREGON INVENTORY OF HISTORIC PROPERTY  
ELLIS LAWRENCE BUILDING INVENTORY  
COUNTY: Lincoln

HISTORIC NAME: ST. JOHN'S EPISCOPAL CHURCH

COMMON NAME:  
OTHER NAMES:

RESOURCE TYPE: Building  
STATUS: built & survives  
LAWRENCE

(JOB#) YEAR: (2053)  
(JOB#) YEAR: ( )  
(JOB#) YEAR: ( )

CITY: Toledo Oregon  
STREET: 110 NE Alder  
OWNER: Oregon Episcopal Diocese  
Portland, Oregon

FIRST DATE:  
DESIGN BEG:  
DESIGN END:  
CONSTR BEG: March 1937  
CONSTR END: Sept. 1937

TOWNSHIP: 11S RANGE: 10W SECTION: 17  
MAP#: 11-10-17BB TAX LOT: 11-10-17-01-2600  
ADDITION: Graham's 4th add. to Toledo ORIGINAL USE: church  
BLOCK: 009 LOT: 8&9,S QUAD: PRESENT USE: church  
ASSESSOR #:

LOSS DATE:  
SITE: 0.1 acres, approx.

THEMES: 20C Architecture, Religion

DATA BELOW IS ON LAWRENCE FIRM'S DESIGN AS-BUILT:

ARCHITECT: Lawrence, Holford & Allyn CHIEF DESIGNER: unknown  
ENGINEERS & CONSULTANTS:

CONTRACTORS:

ARTISTS & CRAFTSMEN:

STYLE: Gothic  
PLAN TYPE/SHAPE: rectangular (sides long)  
FOUNDATION MATERIAL: concrete STORIES: 1 BASEMENT: yes  
ROOF/MATERIAL: high gable (10/12 min.) /Wood shingles  
WALL CONSTR: nailed wood frame STRUC.FRAME: nailed wood frame  
PRIME WINDOW TYPE: wood fixed sash w/special Gothic  
EXTERIOR SURFACE MATERIAL: wood shingles,  
DECORATIVE FEATURES/MATERIALS:

Board & batten trim at east end entryway and west end gable

OTHER:

Wood shingled bell tower, west end

CONDITION: good

MOVED: not moved

ALTERATIONS/ADDITIONS (dated):

Basement addition which joins church to adjacent rectory (planned in 1945,  
built in early 1950's)

LANDSCAPE FEATURES:

Evergreen shrubs

ELLIS LAWRENCE BUILDING INVENTORY

HISTORIC NAME: ST. JOHN'S EPISCOPAL CHURCH

ASSOCIATED STRUCTURES:

None

SETTING:

Small town, urban fringe, hillside, streets on two sides

SIGNIFICANCE OF LAWRENCE FIRM'S DESIGN:

EXTER.DETAILS/CRAFTSMANSHIP: Better than average workmanship and materials.

INTER.DETAILS/CRAFTSMANSHIP: Better than average workmanship and materials.

EXTERIOR INTEGRITY: Essentially intact as originally built.

INTERIOR INTEGRITY: Essentially intact as originally built.

SITE INTEGRITY: Essentially intact as originally built.

SETTING INTEGR: Historic character & relationship of surroundings is intact.

SIGNIFICANCE STATEMENT:

St. John's Episcopal Church is a well preserved, small town church in the Gothic style. This is the second church building for this congregation on this site in the past 100 years. The interior of the church was finished by the congregation in clear 1x6 tongue and groove lumber. Historical features in the interior include a stained glass window on the north side (from the original church), and the altar which bears the inscription "In memory of Phyllis Kerry and members of the crew of the Foyledales wrecked at Valparaiso June 2nd, 1903." (origin of inscription unknown)

SOURCES/DOCUMENTS: Description (Location)

Two (prints of?) pen & ink drawings from different views, approx. 14" x 20", by H. Abbott Lawrence, 1937; (at church).

"Honoring 100 Years...St. John's Episcopal Church", NEWPORT NEWS-TIMES LINCOLN COUNTY LEADER, April 27, 1983.

DAILY JOURNAL OF COMMERCE, Portland, 8/27/45 p1 "21 Episcopal Churches..."

PUBLICATIONS:

SLIDE NO.:

SHPO INVENTORY NO.:

RESEARCH BY: M. Kadas

RECORDED BY: M. Shellenbarger

DATE: 11/04/87

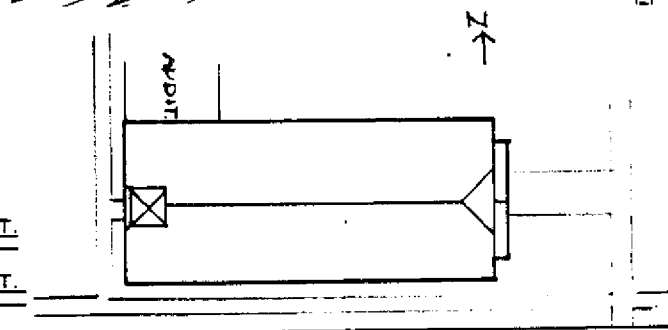
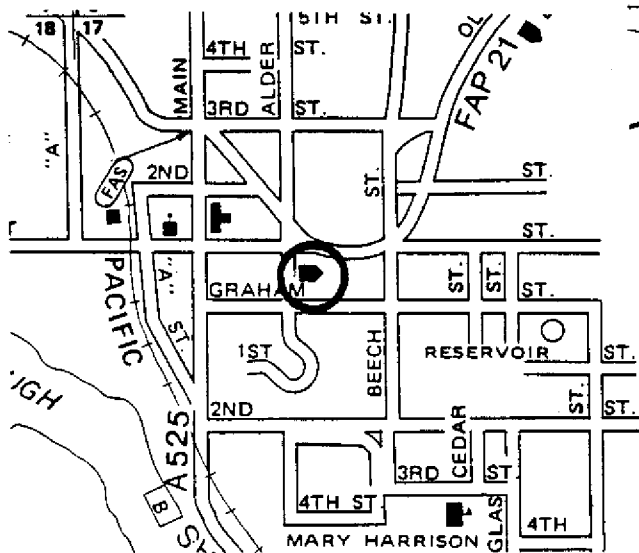
DATE: 11/18/87



ELLIS LAWRENCE BUILDING SURVEY  
 HISTORIC NAME: ST. JOHN'S EPISCOPAL CHURCH

RECENT PHOTO  
 NEGATIVE #s:  
 MK1-0A

First # above  
 is upper-right  
 photo; second #  
 is just below.  
 If no # above,  
 see sources at  
 bottom of page.



GRAHAM ST.

ALDER ST.

HISTORIC PHOTO/OTHER GRAPHIC SOURCE: Lawrence Col. photos, UO Library

OREGON INVENTORY OF HISTORIC PROPERTY  
ELLIS LAWRENCE BUILDING INVENTORY

E V A L U A T I O N

HISTORIC NAME: ST. JOHN'S EPISCOPAL CHURCH

<u>INTEGRITY OF:</u>	<u>NUMERICAL</u>
1. EXTERIOR: Essentially intact as originally built.	9
2. INTERIOR: Essentially intact as originally built.	9
3. SITE: Essentially intact as originally built.	9
4. SETTING: Historic character & relationship of surroundings is intact.	5

INTEGRITY TOTAL 32

DISTINCTION OF:

1. EXTERIOR DETAILS & CRAFTSMANSHIP: Better than average workmanship and materials.	3
2. INTERIOR DETAILS & CRAFTSMANSHIP: Better than average workmanship and materials.	3
3. STYLE: (Gothic) It has distinctive features of its identified style. Compared to Lawrence's other surviving Oregon buildings, this style is unique in its city/town or rural area.	2 5
4. ORIGINAL USE: (church) Compared to Lawrence's other surviving Oregon buildings, this use is unique in its city/town or rural area.	5
5. ARCHITECTURAL DESIGN: Compared to Lawrence's other surviving Oregon buildings, this design is average quality and significance. Is it part of an ensemble of surviving buildings by Lawrence? No other Lawrence buildings are nearby. Are structural or technical aspects of the design significant? Of little significance.	2 0 0 0
6. LAWRENCE'S PERSONAL INVOLVEMENT IN THE DESIGN PROCESS: Another designer was probably the chief designer.	2

DISTINCTION TOTAL 22

EDUCATIVE OR ASSOCIATIVE VALUE:

1. HISTORIC EVENTS OR ACTIVITIES: Some association with historic events or activities.	2
2. HISTORIC PERSONS: Some association with significant historic person(s).	2
3. SYMBOLIC ASSOCIATION WITH AN IDEAL, INSTITUTION, OR POLITICAL ENTITY: Major symbolic association with local ideal or institution.	5

EDUCATIVE OR ASSOCIATIVE TOTAL 9

GRAND TOTAL 63

RANK: PRIMARY

*NOTE: Only the built, surviving buildings in Oregon were evaluated.*

OREGON INVENTORY OF HISTORIC PROPERTY  
ELLIS LAWRENCE BUILDING INVENTORY  
S H O R T F O R M

COUNTY: Multnomah

HISTORIC NAME: CLARK, RUSSELL, HOUSE

RESOURCE TYPE: Building  
STATUS: built; survives?  
LAWRENCE  
(JOB#) YEAR: (0469) 1920

CITY: vicinity Troutdale

Oregon

**DESCRIPTION/EXPLANATION:**

Bills for services for Russell Clark cites plans for house, garage, dairy barn, dairy shed, and dairy superintendent's house. Payment was made in the form of one Liberty Six Automobile; perhaps not built or completed. The Troutdale Hist. Soc. believes it is the Clark Russell property; one house on the property is too early (1905) and the 2nd house is 1940's unless it was total alteration.

RESEARCH BY: S. Igleheart  
RECORDED BY: K. Lakin

DATE: 08/24/88

OREGON INVENTORY OF HISTORIC PROPERTY  
ELLIS LAWRENCE BUILDING INVENTORY  
S H O R T F O R M

COUNTY:

HISTORIC NAME: YMCA, CLACKAMAS RIVER

RESOURCE TYPE: unknown

STATUS: unknown

LAWRENCE

(JOB#) YEAR: (1604) 1922

CITY: unknown Oregon

**DESCRIPTION/EXPLANATION:**

This project is listed in Lawrence's Job Index, but a search of YMCA publications and City & County Directories did not produce any leads in locating a built or contemplated YMCA facility. Initial contact with the regional YMCA offices were not productive but can be pursued further.

RESEARCH BY: M. Shellenbarger

RECORDED BY: M. Shellenbarger DATE: 09/27/88

OREGON INVENTORY OF HISTORIC PROPERTY  
ELLIS LAWRENCE BUILDING INVENTORY  
COUNTY: Clatsop

HISTORIC NAME: GRAY MEMORIAL CHURCH, Columbia Beach

COMMON NAME: First Presbyterian Church  
OTHER NAMES: Pioneer Presbyterian Church

RESOURCE TYPE: Building  
STATUS: built & survives

LAWRENCE

(JOB#) YEAR: (1832)

(JOB#) YEAR: ( )

(JOB#) YEAR: ( )

FIRST DATE: May 1927

DESIGN BEG:

DESIGN END:

CONSTR BEG:

CONSTR END:

LOSS DATE:

CITY: vicinity Warrenton Oregon  
STREET: Rt. 1 Box 498  
OWNER: First Presbyterian Church  
Rt. 1, Box 498 Warrenton 97146

TOWNSHIP: 7N RANGE: 10W SECTION: 04  
MAP#: 7 10 4 TAX LOT: 7N-10-04-

ADDITION: Clatsop Plains ORIGINAL USE: church

BLOCK: LOT: 2900 QUAD: Astoria PRESENT USE: church

ASSESSOR #: SITE: 0.2 acres, approx.

THEMEs: 20C Architecture

DATA BELOW IS ON LAWRENCE FIRM'S DESIGN AS-BUILT:

ARCHITECT: Lawrence and Holford  
ENGINEERS & CONSULTANTS:

CHIEF DESIGNER: unknown

CONTRACTORS:

Walker and Son (General)

ARTISTS & CRAFTSMEN:

STYLE: Colonial (1910-1935)

PLAN TYPE/SHAPE: rectangular (sides long) +side wing

FOUNDATION MATERIAL: concrete STORIES: 1.0 BASEMENT: yes

ROOF/MATERIAL: med. hip (10/12 max.) /Wood shingles

WALL CONSTR: nailed wood frame STRUC.FRAME: nailed wood frame

PRIME WINDOW TYPE: wood multi-pane double-hung

EXTERIOR SURFACE MATERIAL: brick,

DECORATIVE FEATURES/MATERIALS:

cast stone entrance with classical columns, frieze and pediment; copper spire

OTHER:

interior: varnished woodwork

CONDITION: good

MOVED: not moved

ALTERATIONS/ADDITIONS (dated):

none

LANDSCAPE FEATURES:

forested area to the rear, grassy area in front

ELLIS LAWRENCE BUILDING INVENTORY

HISTORIC NAME: GRAY MEMORIAL CHURCH, Columbia Beach

ASSOCIATED STRUCTURES:

none

SETTING:

rural coastal: set back from highway 101 with large grassy area and drive in front, facing east

SIGNIFICANCE OF LAWRENCE FIRM'S DESIGN:

EXTER.DETAILS/CRAFTSMANSHIP: High-quality skilled work: some fine materials.

INTER.DETAILS/CRAFTSMANSHIP: Better than average workmanship and materials.

EXTERIOR INTEGRITY: Essentially intact as originally built.

INTERIOR INTEGRITY: Essentially intact as originally built.

SITE INTEGRITY: Essentially intact as originally built.

SETTING INTEGR: Historic character & relationship of surroundings is intact.

SIGNIFICANCE STATEMENT:

This small rural church has changed little on the exterior. It was built in the memory of W.H. Gray by his daughter Caroline Kamm. Caroline Kamm was a client of Lawrence's on another project, the Kamm Building (see inventory form). The building stands prominently against the forested background of the rural coastal landscape. It is quite visible from the main highway.

SOURCES/DOCUMENTS: Description (Location)

Exhibit Quality photo, E. Lawrence Collection/U of O Special Collections;

Clatsop County Tax Assessor Records

PUBLICATIONS:

PACIFIC BUILDER AND ENGINEER. 7/20/1927, 10/8/1927.

SLIDE NO.:

SHPO INVENTORY NO.:

RESEARCH BY: M.S. & S.I.

RECORDED BY: K. Lakin

DATE: 02/03/89

DATE: 03/20/89

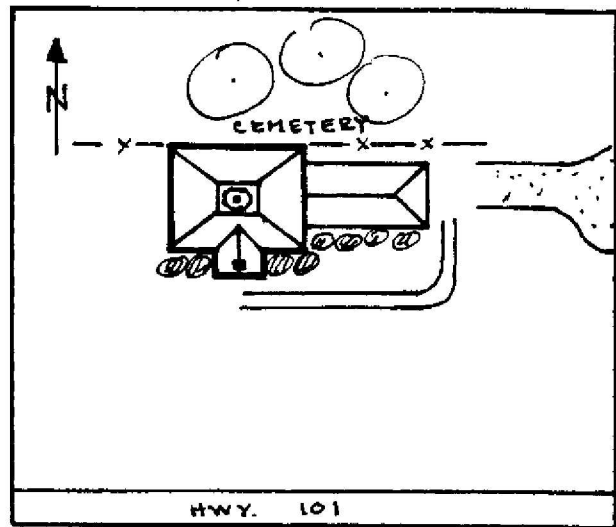
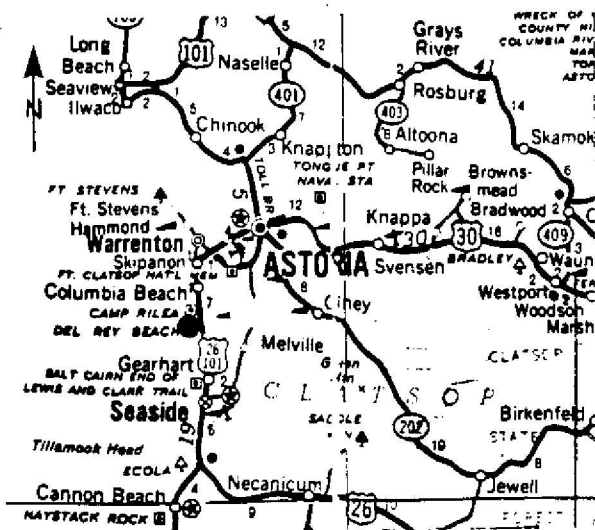
ELLIS LAWRENCE BUILDING SURVEY  
 HISTORIC NAME: GRAY MEMORIAL CHURCH, Columbia Beach

RECENT PHOTO  
 NEGATIVE #s:  
 KLR25, #12

First # above  
 is upper-right  
 photo; second #  
 is just below.  
 If no # above,  
 see sources at  
 bottom of page.



A PRELIMINARY STUDY FOR THE GRAY MEMORIAL CHURCH COLUMBIA BEACH ORIGINATED BY THE CITY OF ASTORIA



HISTORIC PHOTO/OTHER GRAPHIC SOURCE: K. Lakin and S. Donovan  
 Lawrence Col. photos (UO Library)

OREGON INVENTORY OF HISTORIC PROPERTY  
ELLIS LAWRENCE BUILDING INVENTORY

EVALUATION

HISTORIC NAME: GRAY MEMORIAL CHURCH, Columbia Beach

INTEGRITY OF:

	<u>NUMERICAL</u>
1. EXTERIOR: Essentially intact as originally built.	9
2. INTERIOR: Essentially intact as originally built.	9
3. SITE: Essentially intact as originally built.	9
4. SETTING: Historic character & relationship of surroundings is intact.	5
INTEGRITY TOTAL	32

DISTINCTION OF:

1. EXTERIOR DETAILS & CRAFTSMANSHIP: High-quality skilled work: some fine materials.	7
2. INTERIOR DETAILS & CRAFTSMANSHIP: Better than average workmanship and materials.	3
3. STYLE: (Colonial (1910-1935)) It has distinctive features of its identified style.	2
Compared to Lawrence's other surviving Oregon buildings, this style is unique in its city/town or rural area.	5
4. ORIGINAL USE: (church) Compared to Lawrence's other surviving Oregon buildings, this use is one of few (5 or less) in its city/town or rural area.	2
5. ARCHITECTURAL DESIGN: Compared to Lawrence's other surviving Oregon buildings, this design is above average quality and significance.	5
Is it part of an ensemble of surviving buildings by Lawrence? No other Lawrence buildings are nearby.	0
Are structural or technical aspects of the design significant? Of moderate significance.	5
6. LAWRENCE'S PERSONAL INVOLVEMENT IN THE DESIGN PROCESS: Lawrence was probably chief designer, though little evidence	6
DISTINCTION TOTAL	35

EDUCATIVE OR ASSOCIATIVE VALUE:

1. HISTORIC EVENTS OR ACTIVITIES: No known association with historic events or activities.	0
2. HISTORIC PERSONS: No known association with a significant historic person.	0
3. SYMBOLIC ASSOCIATION WITH AN IDEAL, INSTITUTION, OR POLITICAL ENTITY: Some significant symbolic association.	2
EDUCATIVE OR ASSOCIATIVE TOTAL	2

GRAND TOTAL 69

RANK: PRIMARY

NOTE: Only the built, surviving buildings in Oregon were evaluated.



OREGON INVENTORY OF HISTORIC PROPERTY  
ELLIS LAWRENCE BUILDING INVENTORY  
COUNTY: Douglas

HISTORIC NAME: UNION HIGH SCHOOL, District Number 5

COMMON NAME: Wilbur School  
OTHER NAMES: Umpqua Valley Christian Fellowship  
Wilbur Elementary School

RESOURCE TYPE: Building  
STATUS: built & survives

LAWRENCE

(JOB#) YEAR: (0448) 1919

(JOB#) YEAR: ( )

(JOB#) YEAR: ( )

FIRST DATE: July 1919

DESIGN BEG:

DESIGN END: July 1919

CONSTR BEG: 1919

CONSTR END: April 1920

LOSS DATE:

ORIGINAL USE: school/high school

PRESENT USE: church

SITE: 5.0 acres, approx.

CITY: Wilbur Oregon

STREET: 8384 Highway 99

OWNER: Umpqua Valley Chris.Fell.  
(at property address) 97494

TOWNSHIP: 26S RANGE: 05W SECTION: 18

MAP#: 26 05 18 TAX LOT: 26-05-18-04-3024

ADDITION: ORIGINAL USE:

BLOCK: LOT: QUAD: 1/4NW,1/4NW PRESENT USE:

ASSESSOR #:

THEMES: 20C Architecture, Education, Religion

DATA BELOW IS ON LAWRENCE FIRM'S DESIGN AS-BUILT:

ARCHITECT: Lawrence and Holford  
ENGINEERS & CONSULTANTS:

CHIEF DESIGNER:

CONTRACTORS:

ARTISTS & CRAFTSMEN:

STYLE: American Renaissance

PLAN TYPE/SHAPE: rectangular (front long)

FOUNDATION MATERIAL: concrete

STORIES: 1

BASEMENT: yes

ROOF/MATERIAL: essentially flat /Bitum. builtup

WALL CONSTR: hollow clay tile

STRUC.FRAME: nailed wood frame

PRIME WINDOW TYPE: wood multi-pane double-hung w/special union jack

EXTERIOR SURFACE MATERIAL: stucco, brick

DECORATIVE FEATURES/MATERIALS:

brick pilasters and gable at entrance, brick cornice and string course; stepped parapet.

OTHER:

CONDITION: good

MOVED: not moved

ALTERATIONS/ADDITIONS (dated):

original flat roof replaced with a gable roof with three cross gables on the front side (date unknown); misc. minor interior alterations (1985-89)

LANDSCAPE FEATURES:

large flat site with no significant features

ELLIS LAWRENCE BUILDING INVENTORY

HISTORIC NAME: UNION HIGH SCHOOL, District Number 5

**ASSOCIATED STRUCTURES:**

gymnasium structure to southwest (date ?); bus shed to southeast (date ?)

**SETTING:**

flat rural site located between highway 99 and interstate 5.

**SIGNIFICANCE OF LAWRENCE FIRM'S DESIGN:**

**EXTER.DETAILS/CRAFTSMANSHIP:** Ordinary construction with no special features.

**INTER.DETAILS/CRAFTSMANSHIP:** Ordinary construction with no special features.

**EXTERIOR INTEGRITY:** Moderate changes; some original character remains.

**INTERIOR INTEGRITY:** Minor changes, but original character intact.

**SITE INTEGRITY:** Minor changes, but original character intact.

**SETTING INTEGR:** Major changes to character and relationship of surroundings.

**SIGNIFICANCE STATEMENT:**

Lawrence's firm prepared a report for the Wilbur school district that recommended the construction of a new school building to replace the old Wilbur (Umpqua) Academy building. Plans for a new \$35,000 building were submitted as part of this report. Shortly after, construction of a \$20,000 new building began. The new school resembles the verbal description of the building proposed by Lawrence, so it is reasonable to assume that Lawrence was the architect for the new building, though this has not been proven. The building as built did not look like Lawrence's other school buildings; perhaps financial problems forced cuts in the design. The gable roof added later may be a deferred portion of the original design. Lawrence received this commission through Eugene resident R.A. Booth, vice president of Booth Kelly Lumber Co. and chairman of the school's alumni committee. The Umpqua Academy, a significant early northwest school, was on a different site than this new building.

**SOURCES/DOCUMENTS: Description (Location)**

DAILY RECORD-ABSTRACT, Portland, 7/4/17 p1, 7/28/19 p1;

OREGONIAN, Portland, 6/6/20 p2c2.

EVENING ROSEBURG REVIEW, 12/29/19 p4c3; ROSEBURG NEWS REVIEW, 4/5/20 p3c2.  
bill for \$50, Job#448, (Lawrence Col.box 6,UO Library)

Beigh, Jim, and Joyce Bissonette interviews by M. Shellenbarger & Ross Sutherland, February 1989.

historic photo of entrance, 6/4/21, Douglas County Museum #2881

WILBUR H.S.-DISTRICT #5 1917-42, Douglas Co.C.of C., 1925 (UO Library)

Roseburg School District #4 appraisal site map and information

**PUBLICATIONS:**

Hall, Eli S., THEN TO NOW WITH ROSEBURG SCHOOLS 1854-1970, Metropolitan Press, Portland, 1970, p71,72; Douglas Co.Cultural Resource Inventory, 1982, T.Harbour

**SLIDE NO.:**

**SHPO INVENTORY NO.:**

**RESEARCH BY:** MS, RS

**RECORDED BY:** M. Shellenbarger

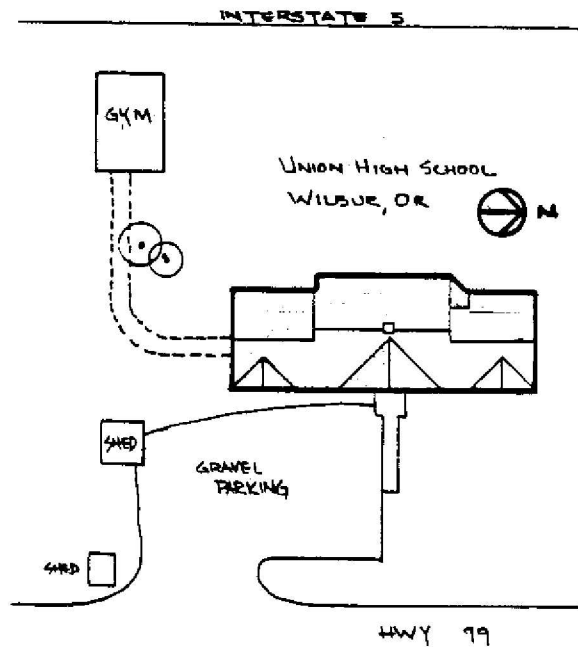
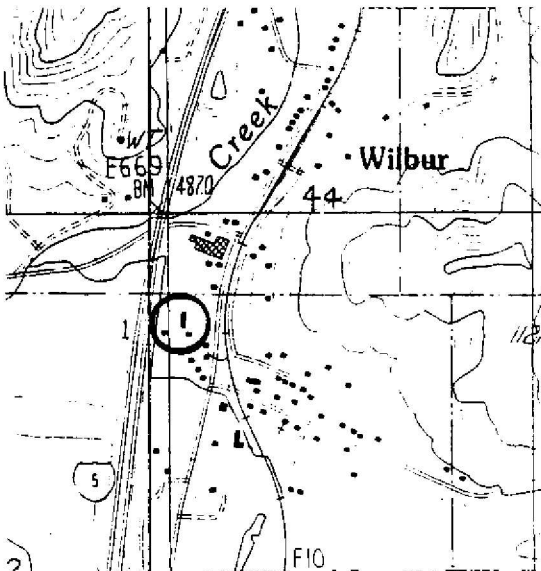

**DATE:** 03/03/89

**DATE:** 03/03/89

ELLIS LAWRENCE BUILDING SURVEY  
HISTORIC NAME: UNION HIGH SCHOOL, District Number 5

RECENT PHOTO  
NEGATIVE #s:  
MS5-31

*First # above  
is upper-right  
photo; second #  
is just below.  
If no # above,  
see sources at  
bottom of page.*



HISTORIC PHOTO/OTHER GRAPHIC SOURCE:

OREGON INVENTORY OF HISTORIC PROPERTY  
ELLIS LAWRENCE BUILDING INVENTORY

EVALUATION

HISTORIC NAME: UNION HIGH SCHOOL, District Number 5

<u>INTEGRITY OF:</u>	<u>NUMERICAL</u>
1. EXTERIOR: Moderate changes; some original character remains.	3
2. INTERIOR: Minor changes, but original character intact.	7
3. SITE: Minor changes, but original character intact.	7
4. SETTING: Major changes to character and relationship of surroundings.	0
<b>INTEGRITY TOTAL</b>	<b>17</b>

<u>DISTINCTION OF:</u>	
1. EXTERIOR DETAILS & CRAFTSMANSHIP: Ordinary construction with no special features.	0
2. INTERIOR DETAILS & CRAFTSMANSHIP: Ordinary construction with no special features.	0
3. STYLE: (American Renaissance) It has few features associated with its identified style. Compared to Lawrence's other surviving Oregon buildings, this style is unique in its city/town or rural area.	0 5
4. ORIGINAL USE: (school/high school) Compared to Lawrence's other surviving Oregon buildings, this use is unique in its city/town or rural area; one of few in Oregon	7
5. ARCHITECTURAL DESIGN: Compared to Lawrence's other surviving Oregon buildings, this design is below average quality and significance. Is it part of an ensemble of surviving buildings by Lawrence? No other Lawrence buildings are nearby. Are structural or technical aspects of the design significant? Of little significance.	0 0 0
6. LAWRENCE'S PERSONAL INVOLVEMENT IN THE DESIGN PROCESS: Another designer was probably the chief designer.	2
<b>DISTINCTION TOTAL</b>	<b>14</b>

<u>EDUCATIVE OR ASSOCIATIVE VALUE:</u>	
1. HISTORIC EVENTS OR ACTIVITIES: Some association with historic events or activities.	2
2. HISTORIC PERSONS: Some association with significant historic person(s).	2
3. SYMBOLIC ASSOCIATION WITH AN IDEAL, INSTITUTION, OR POLITICAL ENTITY: Major symbolic association with local ideal or institution.	5
<b>EDUCATIVE OR ASSOCIATIVE TOTAL</b>	<b>9</b>

**GRAND TOTAL** 40

**RANK:** COMPATIBLE

*NOTE: Only the built, surviving buildings in Oregon were evaluated.*

OREGON INVENTORY OF HISTORIC PROPERTY  
ELLIS LAWRENCE BUILDING INVENTORY  
S H O R T F O R M

COUNTY: Marion

HISTORIC NAME: DOCTOR'S HOME

RESOURCE TYPE: Building  
STATUS: unknown  
LAWRENCE  
(JOB#) YEAR: (     ) 1937

CITY:                    Woodburn                    Oregon

**DESCRIPTION/EXPLANATION:**

This project is referred to in a letter in the Willcox Collection at the UO Library, from Lawrence to WRB Willcox, June 1937. Lawrence notes that he is doing drawings, but he wasn't sure they would be accepted. The Doctor was not named.

RESEARCH BY: K. Lakin  
RECORDED BY: K. Lakin

DATE: 09/21/88

OREGON INVENTORY OF HISTORIC PROPERTY  
ELLIS LAWRENCE BUILDING INVENTORY  
S H O R T F O R M

COUNTY: Lincoln

HISTORIC NAME: YACHATS HOTEL

RESOURCE TYPE: Building  
STATUS: unknown  
LAWRENCE  
(JOB#) YEAR: (    )

CITY:                    Yachats                    Oregon

**DESCRIPTION/EXPLANATION:**

Lawrence's Master Index item #411 is "Yachats Hotel" w/no job# or year. Judging from photos, none of the 3 built "Yachats Hotel"s seem likely to have been the work of Lawrence; but the most likely is The Tavern Hotel, built in 1925 and burned down in 1949. Perhaps Lawrence designed an alteration or addition to it, or he may instead have designed some other hotel which was not built.

RESEARCH BY: M. Kadas  
RECORDED BY: M. Shellenbarger DATE: 08/07/88

OREGON INVENTORY OF HISTORIC PROPERTY  
ELLIS LAWRENCE BUILDING INVENTORY  
S H O R T F O R M

COUNTY:

HISTORIC NAME: BABY'S BOUDOIRE

RESOURCE TYPE: Building

STATUS: unknown

LAWRENCE

(JOB#) YEAR: ( ) 1937

CITY: unknown unknown

**DESCRIPTION/EXPLANATION:**

No information is obtainable about this reference in the Master Index.  
Possibly a room was remodeled for a child in the Lawrence family, or it may refer to a store's name. No Job number is assigned.

RESEARCH BY: K. Lakin

RECORDED BY: K. Lakin

DATE: 08/17/88

OREGON INVENTORY OF HISTORIC PROPERTY  
ELLIS LAWRENCE BUILDING INVENTORY  
S H O R T F O R M

COUNTY:

HISTORIC NAME: BAKER, C.H., HOUSE

RESOURCE TYPE: Building  
STATUS: unknown  
LAWRENCE  
(JOB#) YEAR: (    )

CITY:                    unknown                    unknown

**DESCRIPTION/EXPLANATION:**

The Master Index lists no date or Job number for this project. C.H. Baker had the firm design a storefront remodel for his shoe store. No home address appears in the Portland City Directories for Baker, only the store address. Possible Baker lived in the country. It is not known if any work was actually completed on this project.

RESEARCH BY: C.S. & K.L.  
RECORDED BY: K. Lakin

DATE: 03/16/89



OREGON INVENTORY OF HISTORIC PROPERTY  
ELLIS LAWRENCE BUILDING INVENTORY  
S H O R T F O R M

COUNTY:

HISTORIC NAME: BROOKS, HOUSE

RESOURCE TYPE: Building  
STATUS: unknown  
LAWRENCE  
(JOB#) YEAR: (0409) 1940

CITY:                   unknown                   unknown

**DESCRIPTION/EXPLANATION:**

By 1940 the Portland City Directory listed too many Brooks to continue research without a first name or initial. No mention of this client was located in the PACIFIC BUILDER AND ENGINEER or the DAILY JOURNAL OF COMMERCE. The Master Index does list both a Job number and date, indicating this may have been built somewhere outside of Portland.

RESEARCH BY: K. Lakin  
RECORDED BY: K. Lakin

DATE: 01/01/80

OREGON INVENTORY OF HISTORIC PROPERTY  
ELLIS LAWRENCE BUILDING INVENTORY  
S H O R T F O R M

COUNTY:

HISTORIC NAME: CLARK, REVEREND E.N.,

RESOURCE TYPE: unknown  
STATUS: unknown  
LAWRENCE  
(JOB#) YEAR: (    )

CITY:                    unknown                    unknown

**DESCRIPTION/EXPLANATION:**

The Master Index does not provide enough info for research. It gives no date or Job number. The only E.N. Clark in the Portland City Directory lived in a house that was definitely not EFL design, and he was not listed as a reverend. No Reverend E.N. Clark was found in the Oregon Biographical Index.

RESEARCH BY: K. Lakin  
RECORDED BY: K. Lakin

DATE: 09/13/88

OREGON INVENTORY OF HISTORIC PROPERTY  
ELLIS LAWRENCE BUILDING INVENTORY  
S H O R T F O R M

COUNTY:

HISTORIC NAME: COBB MAUSOLEUM

RESOURCE TYPE: Building  
STATUS: unknown  
LAWRENCE  
(JOB#) YEAR: (    )

CITY:                    unknown                    unknown

**DESCRIPTION/EXPLANATION:**

The Master Index lists the Cobb Mausoleum, item number 629. No date or Job number is given. No such listing was found in the Polk's Portland City Directory 1905-1950. Assume it was never built or is not located in Portland.

RESEARCH BY:  
RECORDED BY: K. Lakin

DATE: 08/26/88

OREGON INVENTORY OF HISTORIC PROPERTY  
ELLIS LAWRENCE BUILDING INVENTORY  
S H O R T F O R M

COUNTY:

HISTORIC NAME: CYNTHIA HUMPHREY MEMORIAL TABLET

RESOURCE TYPE: unknown  
STATUS: unknown  
LAWRENCE  
(JOB#) YEAR: ( )

CITY: unknown unknown

**DESCRIPTION/EXPLANATION:**

Although this project is listed in the Master Index as item number 158, it does not have a Job number. It is dated 1913. Research in the Oregon Biographical Index did not identify a Cynthia Humphrey. Assume it was a grave marker or mausoleum/crematorium marker, if it was ever completed as a project.

RESEARCH BY: K. Lakin  
RECORDED BY: K. Lakin

DATE: 08/17/88

OREGON INVENTORY OF HISTORIC PROPERTY  
ELLIS LAWRENCE BUILDING INVENTORY  
S H O R T F O R M

COUNTY:

HISTORIC NAME: DEVAUGHN, MRS. LAURA, HOUSE

RESOURCE TYPE: Building  
STATUS: unknown

LAWRENCE  
(JOB#) YEAR: (     ) 1937

CITY:                    unknown                    unknown

**DESCRIPTION/EXPLANATION:**

Nothing is known about this listing in Lawrence's Master Index (UO Library).

RESEARCH BY: K. Lakin  
RECORDED BY: K. Lakin

DATE: 09/13/88

OREGON INVENTORY OF HISTORIC PROPERTY  
ELLIS LAWRENCE BUILDING INVENTORY  
S H O R T F O R M

COUNTY:

HISTORIC NAME: DRAGOO, HOUSE

RESOURCE TYPE: Building  
STATUS: unknown

LAWRENCE

(JOB#) YEAR: (2096) 1930

CITY:                    unknown                    unknown

**DESCRIPTION/EXPLANATION:**

The Master Index lists both a date and Job number for this entry. No such name was located in the Portland City Directory. Either the spelling is incorrect on the Index or this project is not located in Portland.

RESEARCH BY: K. Lakin  
RECORDED BY: K. Lakin

DATE: 08/17/88

OREGON INVENTORY OF HISTORIC PROPERTY  
ELLIS LAWRENCE BUILDING INVENTORY  
S H O R T F O R M

COUNTY:

HISTORIC NAME: FRIEDENTHAL, Prints and Spec.

RESOURCE TYPE: unknown

STATUS: unknown

LAWRENCE

(JOB#) YEAR: (2061) 1937

CITY: unknown

unknown

**DESCRIPTION/EXPLANATION:**

The Master Index does not specify a house or any other building type. The Portland City Directory lists an Adolph Friedenthal as living at 2146 SW Hewett Blvd. This address no longer exists; the numbers on Hewett start with 3808. It is not known whether anything was built. A second listing in the Index spells Freedenthal, but gives same number and date.

RESEARCH BY: K.L. & C.S.

RECORDED BY: K. Lakin

DATE: 03/14/89

OREGON INVENTORY OF HISTORIC PROPERTY  
ELLIS LAWRENCE BUILDING INVENTORY  
S H O R T F O R M

COUNTY:

HISTORIC NAME: GIESY HOUSE

RESOURCE TYPE: Building

STATUS: unknown

LAWRENCE

(JOB#) YEAR: ( )

CITY: unknown

unknown

**DESCRIPTION/EXPLANATION:**

The "Giesy Residence" is identified in the Master List only and is given Job Number 128. This number corresponds to a c.1940 date. It is not referring to Dr. Andrew Giesy, as he died in 1933. There are many Giesy families in Oregon (Aurora, Salem, Portland, etc.) so this job may not be in Portland.

RESEARCH BY:

RECORDED BY: K. Lakin

DATE: 08/24/88



OREGON INVENTORY OF HISTORIC PROPERTY  
ELLIS LAWRENCE BUILDING INVENTORY  
S H O R T F O R M

COUNTY:

HISTORIC NAME: GLASS BLOCK COMPETITION

RESOURCE TYPE: Building  
STATUS: unbuilt project

LAWRENCE

(JOB#) YEAR: ( ) 1940

CITY: unknown unknown

**DESCRIPTION/EXPLANATION:**

EF Lawrence, on 4/6/40 wrote "No word from the glass block competition. Not hearing we imagine we were not in the running. I [thought] we did a good job on it." Insulux glass block sponsored 4 quarterly competitions; the first, for houses, concluded in mid-1939. Lawrence must have entered one of the subsequent three, to be for industrial, commercial, & store design. (PAC.BLDR...7/22/39 p6)

RESEARCH BY: MS/ C.Sorrels

RECORDED BY: M. Shellenbarger DATE: 02/09/89

OREGON INVENTORY OF HISTORIC PROPERTY  
ELLIS LAWRENCE BUILDING INVENTORY  
S H O R T F O R M

COUNTY:

HISTORIC NAME: GREEN FROG FOOD MARKET

RESOURCE TYPE: Building  
STATUS: unknown  
LAWRENCE  
(JOB#) YEAR: (2099)

CITY:                    unknown                    unknown

**DESCRIPTION/EXPLANATION:**

The Master Index lists the Green Frog Food Market and the Green Frog Food Emporium item numbers 252 and 374. Job number 2099 is given to number 374. No date is given, however the Job number indicates a 1938-40 date. No listing exists in the Polk's Portland City Directory 1905-1950. Assume it was never built or it is not located in Portland.

RESEARCH BY:  
RECORDED BY: K. Lakin

DATE: 08/26/88

OREGON INVENTORY OF HISTORIC PROPERTY  
ELLIS LAWRENCE BUILDING INVENTORY  
S H O R T F O R M

COUNTY:

HISTORIC NAME: GUILD THEATRE

RESOURCE TYPE: Building  
STATUS: unknown  
LAWRENCE  
(JOB#) YEAR: (    )

CITY:                    unknown                    unknown

**DESCRIPTION/EXPLANATION:**

The Master Index lists the Guild Theatre as item number 556. No Job number or date is given. No listing in the Polk's Portland City Directory 1905-1950. Assume it was never built or is not located in Portland.

RESEARCH BY:  
RECORDED BY: K. Lakin

DATE: 08/24/88

OREGON INVENTORY OF HISTORIC PROPERTY  
ELLIS LAWRENCE BUILDING INVENTORY  
S H O R T F O R M

COUNTY:

HISTORIC NAME: GUNTHER THEATRE

RESOURCE TYPE: Building  
STATUS: unknown

LAWRENCE

(JOB#) YEAR: (1745) 1925

CITY: unknown unknown

**DESCRIPTION/EXPLANATION:**

This project is listed in the Master List only, but is given Job number 1745 and a date of 1925. The theater does not appear on Sanborn Fire Insurance Maps Index or in the Portland City Directory.

RESEARCH BY: K. Lakin  
RECORDED BY: K. Lakin

DATE: 09/18/88

OREGON INVENTORY OF HISTORIC PROPERTY  
ELLIS LAWRENCE BUILDING INVENTORY  
S H O R T F O R M

COUNTY:

HISTORIC NAME: HATTON, DAVID

RESOURCE TYPE: Building

STATUS: unknown

LAWRENCE

(JOB#) YEAR: (     )

CITY:                    unknown

unknown

**DESCRIPTION/EXPLANATION:**

The Master Index lists a David Hatton, item number 450. No Job number or date is given. There are several David Hattons in the Polk's Portland City Directory, however. They moved around a lot and no address seems to be appropriate.

RESEARCH BY:

RECORDED BY: K. Lakin

DATE: 08/24/88

OREGON INVENTORY OF HISTORIC PROPERTY  
ELLIS LAWRENCE BUILDING INVENTORY  
S H O R T F O R M

COUNTY:

HISTORIC NAME: HODGES MEMORIAL PET SANITARIUM

RESOURCE TYPE: Building  
STATUS: unknown  
LAWRENCE  
(JOB#) YEAR: (    )

CITY:                    unknown                    unknown

**DESCRIPTION/EXPLANATION:**

This building is listed in the Master List only, item number 181. No Job number or date is given. No listing in the Polk's Portland City Directory 1905-1950. Assume it was never built or is not located in Portland.

RESEARCH BY:

RECORDED BY: K. Lakin

DATE: 08/24/88

OREGON INVENTORY OF HISTORIC PROPERTY  
ELLIS LAWRENCE BUILDING INVENTORY  
SHORT FORM

COUNTY:

HISTORIC NAME: HUBBARD GOWN SHOP, Storefront Alteration

RESOURCE TYPE: Building  
STATUS: destroy.or moved  
LAWRENCE  
(JOB#) YEAR: ( )

CITY:                    unknown                    unknown

**DESCRIPTION/EXPLANATION:**

A photo in the Lawrence Collection of the art deco Hubbard Gown Shop storefront alteration was assumed to be in the Salem Hubbard building designed by EFL. No such shop is listed in the Salem City Directory. A Hubbard Gown Shop is listed in the Portland City Directory as part of the Broadway theatre building. The photo may be of this shop. The Broadway Theatre is no longer extant.

RESEARCH BY: S. Igleheart  
RECORDED BY: K. Lakin

DATE: 03/02/89



OREGON INVENTORY OF HISTORIC PROPERTY  
ELLIS LAWRENCE BUILDING INVENTORY  
S H O R T F O R M

COUNTY:

HISTORIC NAME: LETTIE JANE REYNOLDS MEMORIAL TABLET

RESOURCE TYPE: Object  
STATUS: unknown  
LAWRENCE  
(JOB#) YEAR: (0289)

CITY:                    unknown                    unknown

**DESCRIPTION/EXPLANATION:**

Nothing is known about this listing in Lawrence's Master Index (UO Library).

RESEARCH BY: K. Lakin  
RECORDED BY: K. Lakin

DATE: 09/13/88



OREGON INVENTORY OF HISTORIC PROPERTY  
ELLIS LAWRENCE BUILDING INVENTORY  
S H O R T F O R M

COUNTY:

HISTORIC NAME: MCCLANNEN, J.B.

RESOURCE TYPE: Building  
STATUS: unknown  
LAWRENCE  
(JOB#) YEAR: (     )

CITY:                    unknown                    unknown

**DESCRIPTION/EXPLANATION:**

The building is listed in the Master Index as item number 456. No date or Job number is given. No listing in the Polk's Portland City Directory 1905-1950. Assume it was never built or it is not located in Portland.

RESEARCH BY:  
RECORDED BY: K. Lakin

DATE: 08/26/88

OREGON INVENTORY OF HISTORIC PROPERTY  
ELLIS LAWRENCE BUILDING INVENTORY  
S H O R T F O R M

COUNTY:

HISTORIC NAME: MCLEAN, DR. E.H., CLINIC ALTERATIONS

RESOURCE TYPE: Building  
STATUS: unknown  
LAWRENCE  
(JOB#) YEAR: (    )

CITY:                    unknown                    unknown

**DESCRIPTION/EXPLANATION:**

The McLean Clinic is listed in the Master List only, number 115, and no date is given. Dr. E.H.McLean of Portland was only in Portland for one year (1916) at the Medical Building located at Alder & Park. This could be the reference or it may be alterations to a McLean Clinic in Oregon City which has been there for many years. The clinic is now located in a recent building.

RESEARCH BY:

RECORDED BY: K. Lakin

DATE: 08/24/88

OREGON INVENTORY OF HISTORIC PROPERTY  
ELLIS LAWRENCE BUILDING INVENTORY  
S H O R T F O R M

COUNTY:

HISTORIC NAME: OSGOOD, EDWIN, Alterations

RESOURCE TYPE:

STATUS: unknown

LAWRENCE

(JOB#) YEAR: (2072) 1937

CITY: unknown unknown

DESCRIPTION/EXPLANATION:

Nothing is known about this listing in Lawrence's Master Index (UO Library).

RESEARCH BY: K. Lakin

RECORDED BY: K. Lakin

DATE: 09/13/88

OREGON INVENTORY OF HISTORIC PROPERTY  
ELLIS LAWRENCE BUILDING INVENTORY  
S H O R T F O R M

COUNTY:

HISTORIC NAME: OTTEN, GEORGE

RESOURCE TYPE:

STATUS: unknown

LAWRENCE

(JOB#) YEAR: (1886) 1926

CITY: unknown

unknown

**DESCRIPTION/EXPLANATION:**

Nothing is known about this listing on Lawrence's Master Index (UO Library).  
George Otten was a Landscape Architect who sometimes worked with Ellis  
Lawrence.

RESEARCH BY:

RECORDED BY: K. Lakin

DATE: 03/22/89

OREGON INVENTORY OF HISTORIC PROPERTY  
ELLIS LAWRENCE BUILDING INVENTORY  
S H O R T F O R M

COUNTY:

HISTORIC NAME: PEMBERTON HOSPITAL

RESOURCE TYPE: Building

STATUS: unknown

LAWRENCE

(JOB#) YEAR: (2036) 1936

CITY:                    unknown                    unknown

**DESCRIPTION/EXPLANATION:**

This project appears as number 550 in the Master Index with the date 1935. No such hospital was located in the Portland City Directories between 1935-37 and 1940. Only one Pemberton is listed: Charles Pemberton is listed as a laborer. Assume this project may have occurred elsewhere.

RESEARCH BY: S. Igleheart

RECORDED BY: K. Lakin

DATE: 12/22/88

OREGON INVENTORY OF HISTORIC PROPERTY  
ELLIS LAWRENCE BUILDING INVENTORY  
S H O R T F O R M

COUNTY:

HISTORIC NAME: PEMBERTON HOUSE

RESOURCE TYPE: Building  
STATUS: unknown

LAWRENCE  
(JOB#) YEAR: (2068) 1937

CITY:                    unknown                    unknown

**DESCRIPTION/EXPLANATION:**

Nothing is known about this listing in Lawrence's Master Index (UO Library).

RESEARCH BY:  
RECORDED BY: K. Lakin

DATE: 08/27/88

OREGON INVENTORY OF HISTORIC PROPERTY  
ELLIS LAWRENCE BUILDING INVENTORY  
S H O R T F O R M

COUNTY:

HISTORIC NAME: POWER, JAMES A., HOUSE, Alterations

RESOURCE TYPE: Building

STATUS: unknown

LAWRENCE

(JOB#) YEAR: ( ) 1937

CITY: unknown unknown

**DESCRIPTION/EXPLANATION:**

Nothing is known about this listing on Lawrence's Master Index (UO Library).

RESEARCH BY:

RECORDED BY: K. Lakin

DATE: 03/22/89

OREGON INVENTORY OF HISTORIC PROPERTY  
ELLIS LAWRENCE BUILDING INVENTORY  
S H O R T F O R M

COUNTY:

HISTORIC NAME: PRENTYS, R.P.W., HOUSE

RESOURCE TYPE:  
STATUS: unknown  
LAWRENCE  
(JOB#) YEAR: (    )

CITY:                    unknown                    unknown

DESCRIPTION/EXPLANATION:

Nothing is known about this listing on Lawrence's Master Index (UO Library).

RESEARCH BY:  
RECORDED BY: K. Lakin

DATE: 03/22/89



OREGON INVENTORY OF HISTORIC PROPERTY  
ELLIS LAWRENCE BUILDING INVENTORY  
S H O R T F O R M

COUNTY:

HISTORIC NAME: SECKER, DR., HOUSE

RESOURCE TYPE: Building  
STATUS: unknown  
LAWRENCE  
(JOB#) YEAR: (    )

CITY:                    unknown                    unknown

**DESCRIPTION/EXPLANATION:**

The Master Index lists a Dr. Secker Residence, item number 216. No date or Job number is given. No Dr. Secker is listed in the Polk's Portland City Directory 1905-1950. Possibly this is a misspelling of Dr. Stricker, a client whose house was built. See Job numbers 1560, 1764 & 2071, 1980.

RESEARCH BY:  
RECORDED BY: K. Lakin

DATE: 08/26/88

OREGON INVENTORY OF HISTORIC PROPERTY  
ELLIS LAWRENCE BUILDING INVENTORY  
S H O R T F O R M

COUNTY:

HISTORIC NAME: SHOTE BOWLING ALLEYS

RESOURCE TYPE: Building  
STATUS: unknown  
LAWRENCE  
(JOB#) YEAR: (     ) 1940

CITY:                    unknown                    unknown

**DESCRIPTION/EXPLANATION:**

Nothing is known about this listing in Lawrence's Master Index (UO Library).

RESEARCH BY:  
RECORDED BY: K. Lakin

DATE: 08/17/88

OREGON INVENTORY OF HISTORIC PROPERTY  
ELLIS LAWRENCE BUILDING INVENTORY  
S H O R T F O R M

COUNTY:

HISTORIC NAME: SNOW, MACCORMAC, GARAGE

RESOURCE TYPE: Building

STATUS: unknown

LAWRENCE

(JOB#) YEAR: (1742) 1925

CITY:                    unknown                    unknown

**DESCRIPTION/EXPLANATION:**

The Master Index lists McCormac Snow Garage, Job number 1742, date 1925. It is not known if this is a commercial garage bldg. or a garage for a residence. Snow is listed as residing on SW Montgomery until 1927 when he moved to Riverdale, near Milwaukie. A site visit to Montgomery located a small bungalow w/garage. It is unlikely this is an L & H design. Nothing was located in Milw.

RESEARCH BY: K. Lakin

RECORDED BY: K. Lakin

DATE: 09/29/88

OREGON INVENTORY OF HISTORIC PROPERTY  
ELLIS LAWRENCE BUILDING INVENTORY  
S H O R T F O R M

COUNTY:

HISTORIC NAME: TEUCHEZ, F.

RESOURCE TYPE: unknown  
STATUS: unknown  
LAWRENCE  
(JOB#) YEAR: (     ) 1940

CITY:                    unknown                    unknown

**DESCRIPTION/EXPLANATION:**

Nothing is known about this listing in Lawrence's Master Index (UO Library).

RESEARCH BY:  
RECORDED BY: K. Lakin

DATE: 08/17/88

OREGON INVENTORY OF HISTORIC PROPERTY  
ELLIS LAWRENCE BUILDING INVENTORY  
S H O R T F O R M

COUNTY:

HISTORIC NAME: TRUMMALD ALTERATION

RESOURCE TYPE: Building  
STATUS: unknown  
LAWRENCE  
(JOB#) YEAR: (    )

CITY:                    unknown                    unknown

**DESCRIPTION/EXPLANATION:**

The Trummald (Alt) is listed in the Master List only as item number 112. No date or Job number is given. No listing for Trummald in the Polk's Portland City Directory 1905-1945. Assume work was not done, it was not located in Portland, or it was done after 1945.

RESEARCH BY:  
RECORDED BY: K. Lakin

DATE: 08/26/88

OREGON INVENTORY OF HISTORIC PROPERTY  
ELLIS LAWRENCE BUILDING INVENTORY  
S H O R T F O R M

COUNTY:

HISTORIC NAME: VAN FLEET

RESOURCE TYPE: Building  
STATUS: unknown  
LAWRENCE  
(JOB#) YEAR: (1750)

CITY:                    unknown                    unknown

**DESCRIPTION/EXPLANATION:**

The Master Index lists Van Fleet as item number 228, Job number 1750. No date is given but it may fall between 1926-28. Many Van Fleets listed in the Polk's Portland City Directory 1905-1950.

RESEARCH BY:  
RECORDED BY: K. Lakin

DATE: 08/26/88

OREGON INVENTORY OF HISTORIC PROPERTY  
ELLIS LAWRENCE BUILDING INVENTORY  
S H O R T F O R M

COUNTY:

HISTORIC NAME: VIEWCREST COTTAGES

RESOURCE TYPE: Site,Bldgs  
STATUS: unknown  
LAWRENCE  
(JOB#) YEAR: ( )

CITY:                    unknown                    unknown

**DESCRIPTION/EXPLANATION:**

This entry shows up in the Master List only as item #101. Crest View Villas is an Addition in Portland, but it is unknown whether there is a connection.

RESEARCH BY: M.Shellenbarger  
RECORDED BY: K. Lakin

DATE: 03/12/89

OREGON INVENTORY OF HISTORIC PROPERTY  
ELLIS LAWRENCE BUILDING INVENTORY  
S H O R T F O R M

COUNTY:

HISTORIC NAME: WELCH, ERNEST E., COUNTRY HOUSE GATES

RESOURCE TYPE: Structure  
STATUS: unknown  
LAWRENCE  
(JOB#) YEAR: (1553) 1919

CITY: unknown unknown

**DESCRIPTION/EXPLANATION:**

There is a bill for this project in the Lawrence Collection. Nothing else is known. Welch was Manager of the Portland Crematorium.

RESEARCH BY: K. Lakin  
RECORDED BY: K. Lakin

DATE: 09/21/88



OREGON INVENTORY OF HISTORIC PROPERTY  
ELLIS LAWRENCE BUILDING INVENTORY  
S H O R T F O R M

COUNTY:

HISTORIC NAME: WINGER, JOHN

RESOURCE TYPE: unknown  
STATUS: unknown  
LAWRENCE  
(JOB#) YEAR: (    )

CITY:                    unknown                    unknown

**DESCRIPTION/EXPLANATION:**

The Master Index lists a John Winger, no date or Job number is given. A John Winger is listed in the Portland City Directory as a clerk, living at various locations until 1936 when he moves to a rural address in Milwaukie, Or. Possibly the project refers to this address, however it no such location has yet been identified. Possible the project was never built.

RESEARCH BY: K.L. & C.S.  
RECORDED BY: K. Lakin

DATE: 03/18/89

OREGON INVENTORY OF HISTORIC PROPERTY  
ELLIS LAWRENCE BUILDING INVENTORY  
UNBUILT FORM  
COUNTY: Mason

HISTORIC NAME: PENROSE, DR. STEPHEN B. L., House

COMMON NAME: The Madronas

RESOURCE TYPE: Building  
STATUS: unbuilt project

CITY: vicinity Lake Bay Washington  
STREET: Penrose Point State Park  
OWNER: State of Washington

LAWRENCE  
(JOB#) YEAR: ( ) 1910  
(JOB#) YEAR: ( )  
FIRST DATE: 1910  
DESIGN BEG: 1910  
DESIGN END: 1910

TOWNSHIP: RANGE: SECTION:  
MAP#:

ADDITION: ORIGINAL USE: residence/summer house

BLOCK: LOT: QUAD:

THEMES: 20C Architecture, Education

ARCHITECT: E.F.Lawrence & John J. Burling

CHIEF DESIGNER: E F Lawrence

STYLE: Arts & Crafts

PLAN TYPE/SHAPE: rectangular (front long)

ROOF FORM: comb. gable & hip.gable

STORIES: 2

PRIME WINDOW TYPE: multi-pane double-hung w/special bay/oriel

EXTERIOR SURFACE MATERIAL: wood vertical board, shingles

DECORATIVE FEATURES:

**OTHER:**

2 chimneys; large porches

**SETTING:**

six acres on a point of land on Henderson Bay, "thickly covered by trees and underbrush, approachable only by beach or boat. There was no road..."

**SIGNIFICANCE STATEMENT:**

This summer house was designed by Lawrence "out of friendship and the goodness of his heart" for his good friend, Stephen Penrose, the President of Whitman College for whom Lawrence had just completed a new campus master plan. The Penrose family camped on the point in the summer in tents, and Lawrence designed the house while visiting them. The house was never built, and the family continued to camp in tents until 1951. The site is now included in Penrose Point State Park.

**SOURCES/DOCUMENTS: Description (Location)**

Copeland, Mary Penrose, (daughter of Stephen Penrose) correspondence to M. Shellenbarger, July 20, 1988 (quoted items above from her letter)

Owen, Mrs. Henry B., (daughter of Stephen Penrose) correspondence to M. Shellenbarger, July 27, 1988

**PUBLICATIONS:**

PACIFIC COAST ARCHITECT, April 1911, reproduction of rendering by Louis C. Rosenberg dated 1910, "The Madronas"

SHPO INVENTORY NO.:

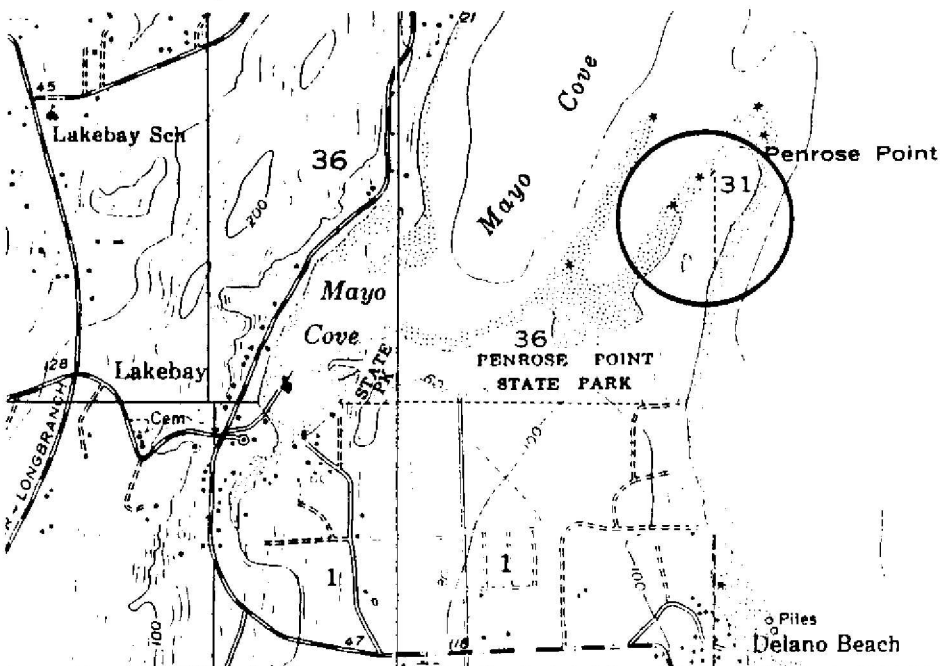

RESEARCH BY: M. Shellenbarger DATE: 07/29/88  
RECORDED BY: M. Shellenbarger DATE: 07/29/88

ELLIS LAWRENCE BUILDING INVENTORY

HISTORIC NAME: PENROSE, DR. STEPHEN B. L., House

GRAPHIC  
ILLUSTRATIONS

(See Sources/  
Documents on  
previous page)



OREGON INVENTORY OF HISTORIC PROPERTY  
ELLIS LAWRENCE BUILDING INVENTORY  
COUNTY: Lewis

HISTORIC NAME: McCORMICK LUMBER CO. OFFICE BUILDING

COMMON NAME: McCormick General Store  
OTHER NAMES: Rock Creek Tuberculosis Sanitorium  
Rock Creek Home (nursing home)

RESOURCE TYPE: Building  
STATUS: built & survives  
LAWRENCE

CITY: vicinity Pe Ell Washington  
STREET: 5789 State Highway 6  
OWNER: Robert & Lois Phillips  
(property address above)

(JOB#) YEAR: (0053)  
(JOB#) YEAR: (1509) 1920  
(JOB#) YEAR: ( )  
FIRST DATE: Sept. 1912  
DESIGN BEG: Sept. 1912  
DESIGN END: 1912  
CONSTR BEG: ? 1912  
CONSTR END: ? 1913  
LOSS DATE:  
ORIGINAL USE: office & club/lumber co.  
PRESENT USE: store/general  
SITE: 1.0 acres, approx.

TOWNSHIP: 12N RANGE: 05W SECTION: 05  
MAP#: TAX LOT: 12-05-05-  
ADDITION: ORIGINAL USE:  
BLOCK: LOT: QUAD: PRESENT USE:  
ASSESSOR #: THEMES: 20C Architecture, Logging, Medicine

DATA BELOW IS ON LAWRENCE FIRM'S DESIGN AS-BUILT:

ARCHITECT: Ellis F. Lawrence, Architect CHIEF DESIGNER: E F Lawrence  
ENGINEERS & CONSULTANTS:

CONTRACTORS:

ARTISTS & CRAFTSMEN:

STYLE: Colonial Revival

PLAN TYPE/SHAPE: rectangular (front long)

FOUNDATION MATERIAL: concrete

ROOF/MATERIAL: low hip (6/12 max.) /

WALL CONSTR: nailed wood frame

PRIME WINDOW TYPE: wood multi-pane double-hung

EXTERIOR SURFACE MATERIAL: wood shingles,

DECORATIVE FEATURES/MATERIALS:

STORIES: 1 BASEMENT: no

STRUC.FRAME: nailed wood frame

porch w/round wood columns (columns currently stored in attic); wood molded cornice & frieze w/triglyphs & metopes, fretwork cresting w/pedestals and urns  
OTHER:

entranceway wood pediment w/raking cornice and engaged columns; shutters with moon crescent cutout. Interior beaded board ceiling.

CONDITION: fair

MOVED: not moved

ALTERATIONS/ADDITIONS (dated):

building & porch extended w/original detail, adding door & 2 windows (1921?); glass porch additions on two sides (c.1930?); porch removed (1972)

LANDSCAPE FEATURES:

wood crossed-diagonal fence with fretwork gate, wood entry walk, small plantings.

## ELLIS LAWRENCE BUILDING INVENTORY

**HISTORIC NAME:** McCORMICK LUMBER CO. OFFICE BUILDING

### ASSOCIATED STRUCTURES:

garage structure behind with similar details (condition poor)

### SETTING:

small lumber company town with adjacent two-story wood houses and structures; most are now gone.

### SIGNIFICANCE OF LAWRENCE FIRM'S DESIGN:

**EXTER.DETAILS/CRAFTSMANSHIP:** Better than average workmanship and materials.

**INTER.DETAILS/CRAFTSMANSHIP:** Better than average workmanship and materials.

**EXTERIOR INTEGRITY:** Moderate changes; some original character remains.

**INTERIOR INTEGRITY:** Moderate changes; some original character remains.

**SITE INTEGRITY:** Major changes; original character lost.

**SETTING INTEGR:** Major changes to character and relationship of surroundings.

### SIGNIFICANCE STATEMENT:

This building was designed with brick veneer which was omitted in construction. John E. Wheeler commissioned Lawrence for this building, his nearby house, and later church. Lawrence prepared sketches for a store building/civic center in McCormick in Dec. 1920, which was probably for the addition to this office building, converting it into a store about 1922. The unusual colonial design made a dramatic statement of culture in a remote logging town with only 300 residents. Wheeler, an owner of the McCormick Lumber Co. and other timber interests, was also publisher of the Portland Telegram. After his bankruptcy in 1926 and mill closing, the building became a sanitarium, adding sunporches. This, and the loss of the porch and fretwork cresting have greatly altered the appearance of the building. As the only survivor of one of Lawrence's most interesting ensembles and as practically the only survivor of the town, however, this building has considerable social and architectural significance.

### SOURCES/DOCUMENTS: Description (Location)

McCormick (Town Site) Inventory Form w/photos, Lewis County Cultural Resource Survey, prepared by Sharon Paulsen, Nov. 21, 1979.

Historic photos, bills (box 6), Rosenberg file (box 12) and Master Index (EF Lawrence Collection, University of Oregon Library)

Phillips, Robert, phone interview w/M. Shellenbarger, 5/27/88: "interior one room originally; many original inter. finishes remain"

PORTLAND DAILY ABSTRACT, 4/1/08 p1, 9/26/12 p1; OREGONIAN 9/7/43 p9c4.

PACIFIC COAST ARCHITECT, v4 #1, Oct. 1912, p39 "office building to be erected"

DAILY JOURNAL OF COMMERCE, Portland, 4/25/27 p1, 10/6/27 p1

### PUBLICATIONS:

Florin, Lamber, GHOST TOWN EL DORADO, Superior Publishing Co., Seattle, 1968, (photo and brief note); R.L.Polk Or./Wash. Gazetteers, 1901 - 1926.

**SLIDE NO.:**

**SHPO INVENTORY NO.:**

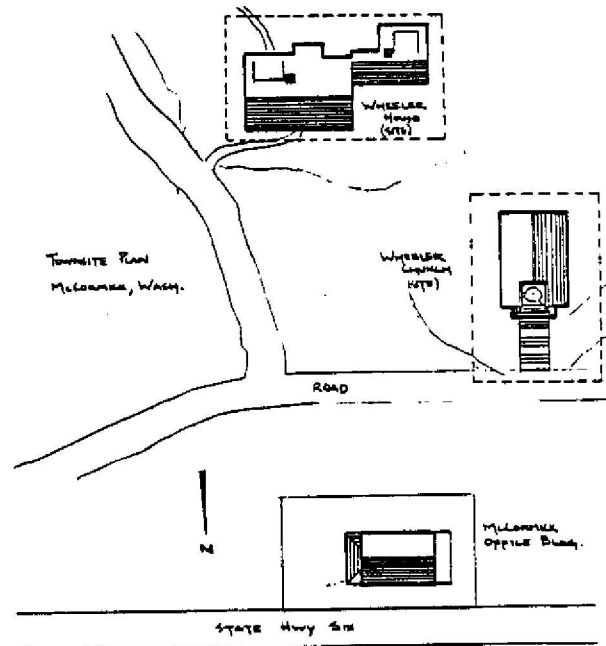
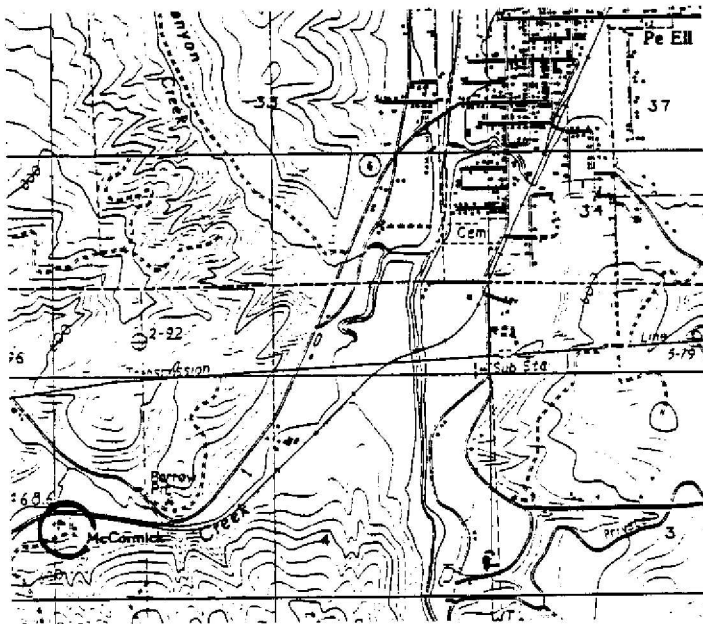
**RESEARCH BY:** MS, R.Sutherland **DATE:** 08/04/88

**RECORDED BY:** M. Shellenbarger **DATE:** 03/12/89

ELLIS LAWRENCE BUILDING SURVEY  
 HISTORIC NAME: MCCORMICK LUMBER CO. OFFICE BUILDING

RECENT PHOTO  
 NEGATIVE #s:  
 MS3-10A

First # above  
 is upper-right  
 photo; second #  
 is just below.  
 If no # above,  
 see sources at  
 bottom of page.



HISTORIC PHOTO/OTHER GRAPHIC SOURCE: Lawrence Col. photos, UO Library

OREGON INVENTORY OF HISTORIC PROPERTY  
ELLIS LAWRENCE BUILDING INVENTORY  
COUNTY: Lewis

HISTORIC NAME: PRESBYTERIAN CHURCH

COMMON NAME: Wheeler, J. E., Church  
OTHER NAMES:  
CITY: vicinity Pe Ell Washington  
STREET: Town of McCormick  
OWNER: Wheeler, J. E.  
Portland, Oregon  
TOWNSHIP: RANGE: SECTION:  
MAP#: TAX LOT: - - -  
ADDITION: ORIGINAL USE: church  
BLOCK: LOT: QUAD: PRESENT USE: no longer exists  
ASSESSOR #: SITE: 0.5 acres, approx.  
THEMES: 20C Architecture, Religion, Logging

RESOURCE TYPE: Building  
STATUS: razed

LAWRENCE

(JOB#) YEAR: (0303) 1914

(JOB#) YEAR: ( )

(JOB#) YEAR: ( )

FIRST DATE: Sept. 1914

DESIGN BEG: 1914

DESIGN END: 1914

CONSTR BEG: 1914

CONSTR END: ? 1915

LOSS DATE: c. 1929

DATA BELOW IS ON LAWRENCE FIRM'S DESIGN AS-BUILT:

ARCHITECT: Lawrence & Holford, Assoc. Arch. CHIEF DESIGNER: probably EFL  
ENGINEERS & CONSULTANTS:

CONTRACTORS:

ARTISTS & CRAFTSMEN:

STYLE: Colonial Revival

PLAN TYPE/SHAPE: rectangular (sides long)

FOUNDATION MATERIAL: unknown

STORIES: 1

BASEMENT: ?

ROOF/MATERIAL: med. gable (10/12 max.) /Wood shingles

WALL CONSTR: nailed wood frame

STRUC.FRAME: nailed wood frame

PRIME WINDOW TYPE: wood multi-pane double-hung w/special Palladian

EXTERIOR SURFACE MATERIAL: wood shingles,

DECORATIVE FEATURES/MATERIALS:

broad front porch with 4 square wood columns, frieze w/triglyphs and metopes;  
octagonal spire w/metal ball ornament at peak, & square base w/Palladian window

OTHER:

entire church exterior painted white

CONDITION:

MOVED: no longer exists

ALTERATIONS/ADDITIONS (dated):

unknown

LANDSCAPE FEATURES:

wooded hillside at edge of McCormick with 15 wood steps up to church from wood  
sidewalk at street; wood picket fence in front; grounds not landscaped.

ELLIS LAWRENCE BUILDING INVENTORY

HISTORIC NAME: PRESBYTERIAN CHURCH

**ASSOCIATED STRUCTURES:**

EF Lawrence buildings nearby: Lumber Co. Office, JE Wheeler house.

**SETTING:**

company lumber town south of Pe Ell, Washington (now almost totally gone)

**SIGNIFICANCE OF LAWRENCE FIRM'S DESIGN:**

EXTER.DETAILS/CRAFTSMANSHIP: no longer survives

INTER.DETAILS/CRAFTSMANSHIP: no longer survives

EXTERIOR INTEGRITY:

INTERIOR INTEGRITY:

SITE INTEGRITY:

SETTING INTEGR:

**SIGNIFICANCE STATEMENT:**

This church was built between Lawrence's McCormick Lumber Co. Office Building and his JE Wheeler House; it was the third and last of Lawrence's three built buildings in McCormick. It is listed in The 1926-27 Lewis County Directory. The mill went bankrupt in 1926, and many of the town's buildings were sold and dismantled shortly after - probably including the church, which no longer exists. JE Wheeler ran the company and the town, and he apparently commissioned the church himself, since it is listed in Lawrence's records under his name. The three buildings constituted one of Lawrence's most interesting ensembles of buildings; each had compelling architectural qualities. The house was perhaps Lawrence's earliest experiment with breaking away from the Colonial box form, and the Office Building was a unique confection of colonial details. The church was especially well proportioned, and achieved a powerful presence with simple materials and ordinary construction.

**SOURCES/DOCUMENTS: Description (Location)**

McCormick (Town Site) Inventory, Lewis County Cultural Resource Survey, Sharon Paulsen, Nov. 21, 1979. (photo of town w/church)

historic photo of church, EF Lawrence Collection (Special Collections, University of Oregon Library) Exhibit-quality

PACIFIC BUILDER & ENGINEER, Sept 5, 1914, p29 "Presbyterian Church building will be erected at once".

THE 1926-27 LEWIS COUNTY DIRECTORY (Lewis County Historical Museum, Chehalis)

**PUBLICATIONS:**

SLIDE NO.:

SHPO INVENTORY NO.:

RESEARCH BY: M. Shellenbarger DATE: 08/03/88

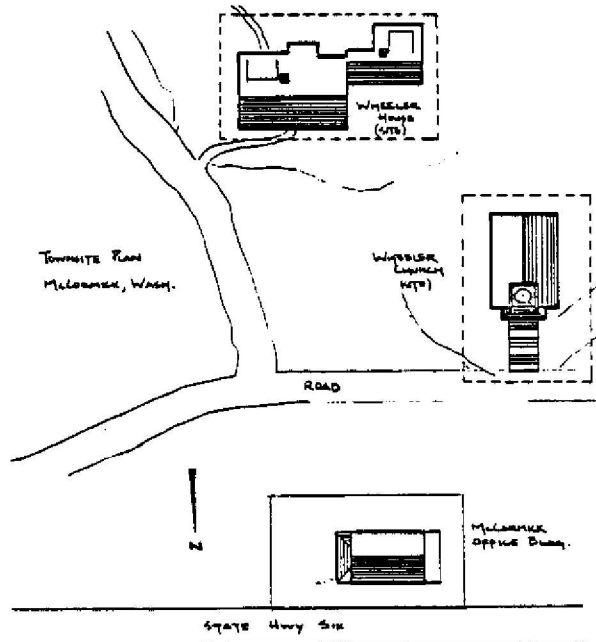
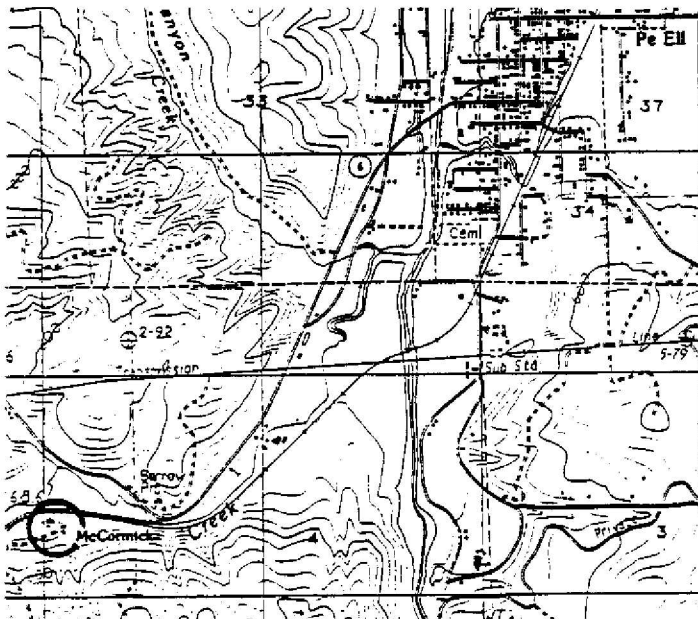

RECORDED BY: M. Shellenbarger DATE: 08/03/88



ELLIS LAWRENCE BUILDING SURVEY  
HISTORIC NAME: PRESBYTERIAN CHURCH

RECENT PHOTO  
NEGATIVE #s:

First # above  
is upper-right  
photo; second #  
is just below.  
If no # above,  
see sources at  
bottom of page.



HISTORIC PHOTO/OTHER GRAPHIC SOURCE: Lawrence Col.photos, UO Library

OREGON INVENTORY OF HISTORIC PROPERTY  
ELLIS LAWRENCE BUILDING INVENTORY  
COUNTY: Lewis

HISTORIC NAME: WHEELER, JOHN EDWARD, HOUSE

COMMON NAME:		RESOURCE TYPE: Building
OTHER NAMES:		STATUS: razed
		<u>LAWRENCE</u>
		(JOB#) YEAR: (0246) 1912
		(JOB#) YEAR: (0255) 1912
		(JOB#) YEAR: ( )
CITY: vicinity Pe Ell	Washington	FIRST DATE: Aug. 1912
STREET: Highway 6, town of McCormick		DESIGN BEG: 1912
OWNER: John E. Wheeler		DESIGN END: 1912
Portland		CONSTR BEG: 1912
TOWNSHIP: 12N RANGE: 05W SECTION: 05		CONSTR END: ? 1913
MAP#: TAX LOT: 12-05-05-		LOSS DATE: ?
ADDITION:	ORIGINAL USE: residence	
BLOCK: LOT: QUAD:	PRESENT USE: no longer exists	
ASSESSOR #:	SITE: acres, approx.	
THEMES: 20C Architecture, Logging		

DATA BELOW IS ON LAWRENCE FIRM'S DESIGN AS-BUILT:

ARCHITECT: Ellis F. Lawrence, Architect CHIEF DESIGNER: E F Lawrence  
ENGINEERS & CONSULTANTS:

CONTRACTORS:

ARTISTS & CRAFTSMEN:

STYLE: Colonial Revival  
PLAN TYPE/SHAPE: rectangular (front long) +rear & side wings  
FOUNDATION MATERIAL: unknown STORIES: 1.5 BASEMENT: ?  
ROOF/MATERIAL: med. gable (10/12 max.) w/shed dormer(s)/Wood shingles  
WALL CONSTR: nailed wood frame STRUC.FRAME: nailed wood frame  
PRIME WINDOW TYPE: wood multi-pane double-hung & grp.multi-pn.casmt.  
EXTERIOR SURFACE MATERIAL: wood shingles,  
DECORATIVE FEATURES/MATERIALS:  
wood porch columns and molded trim, simple molded fascia and eve details, dark  
shutters with crescent moon cutout; brick chimneys with simple corbelled top.  
OTHER:  
While quite formal in front, the rear of the house erupts into an unexpected  
complexity of projections, wings, and dormers.  
CONDITION:  
MOVED: no longer exists  
ALTERATIONS/ADDITIONS (dated):  
The 2nd job # is labeled "Entrance Mantle", apparently a fireplace and/or  
entrance alteration or additon during construction, since both #s were in 1912.  
LANDSCAPE FEATURES:  
cleared unmowed "lawn" with small perimeter plantings; flower garden in rear

ELLIS LAWRENCE BUILDING INVENTORY

HISTORIC NAME: WHEELER, JOHN EDWARD, HOUSE

**ASSOCIATED STRUCTURES:**

Lawrence-designed McCormick Lumber Co. Office Bldg & Presbyterian Church nearby

**SETTING:**

on wooded hillside overlooking the lumber company town of McCormick, which is now mostly gone.

**SIGNIFICANCE OF LAWRENCE FIRM'S DESIGN:**

EXTER.DETAILS/CRAFTSMANSHIP: no longer survives

INTER.DETAILS/CRAFTSMANSHIP: no longer survives

EXTERIOR INTEGRITY:

INTERIOR INTEGRITY:

SITE INTEGRITY: Major changes; original character lost.

SETTING INTEGR: Major changes to character and relationship of surroundings.

**SIGNIFICANCE STATEMENT:**

EF Lawrence had previously built a house for Wheeler in Portland (1910) and built the McCormick office building for the McCormick Lumber Co. at about the same time as Wheeler's McCormick house. Wheeler was an owner of the McCormick Lumber Company which was begun by Harry McCormick and F.B. Hubbard. Later, Lawrence built the nearby Presbyterian Church for Wheeler. This house is noted in the PACIFIC COAST ARCHITECT, Aug 1912, as having six rooms. It's greatest significance is architectural; it was the earliest of Lawrence's houses to fully explore the dynamic contrast between "formal front" and "informal back" which was to characterize much of Lawrence's domestic work. This was a concept pioneered by Frank Lloyd Wright a few years previous, but new to the Pacific Northwest. Wheeler was also publisher of the Portland Telegram. His bankruptcy in 1926 and the closure of the McCormick mill resulted in the almost total loss of the town, except for Lawrence's office building, now much altered.

**SOURCES/DOCUMENTS: Description (Location)**

Five historic photos, (EF Lawrence Col., photo files, Special Collections, Univ of Oregon Library), Exhibit-quality

PACIFIC COAST ARCHITECT, Vol. 3, #5, Aug. 1912, p. 529: "Ellis F. Lawrence ...plans...residence, for Dr. J.E. Wheeler."

McCormick (Town Site) Inventory, Lewis County Cultural Resource Survey, Sharon Paulsen, Nov. 21, 1979 (historic photo of town).

OREGONIAN, Portland, 9/7/43 p9c4

DAILY JOURNAL OF COMMERCE, Portland 4/25/27 p1, 10/6/27 p1

**PUBLICATIONS:**

SLIDE NO.:

SHPO INVENTORY NO.:

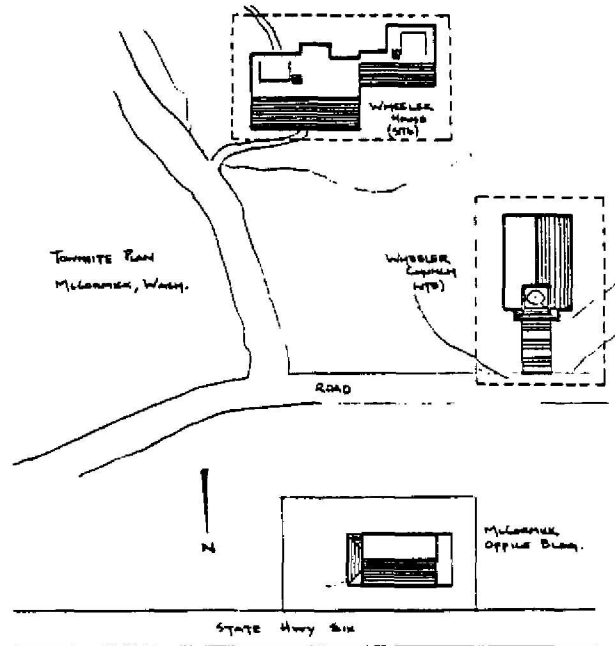
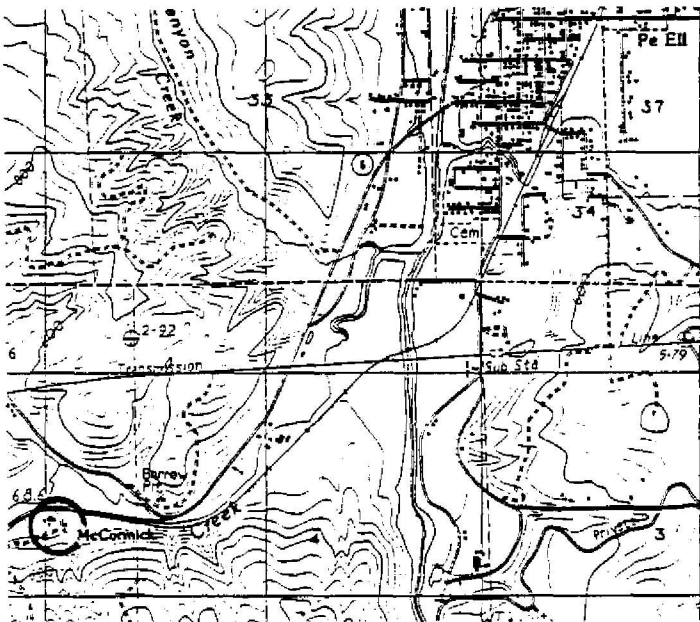
RESEARCH BY: RS/Shellenbarger DATE: 08/04/88

RECORDED BY: M. Shellenbarger DATE: 03/12/89

ELLIS LAWRENCE BUILDING SURVEY  
 HISTORIC NAME: WHEELER, JOHN EDWARD, HOUSE

RECENT PHOTO  
 NEGATIVE #s:

First # above  
 is upper-right  
 photo; second #  
 is just below.  
 If no # above,  
 see sources at  
 bottom of page.



HISTORIC PHOTO/OTHER GRAPHIC SOURCE: Lawrence Col. photos, UO Library

OREGON INVENTORY OF HISTORIC PROPERTY  
ELLIS LAWRENCE BUILDING INVENTORY  
COUNTY: Pacific

HISTORIC NAME: CRAM, W. S., House

COMMON NAME: Nevitt House  
OTHER NAMES:

RESOURCE TYPE: Building  
STATUS: built & survives  
LAWRENCE

(JOB#) YEAR: ( ) 1913

(JOB#) YEAR: ( )

(JOB#) YEAR: ( )

FIRST DATE: April 1913

DESIGN BEG: 1913

DESIGN END:

CONSTR BEG:

CONSTR END:

LOSS DATE:

ORIGINAL USE: residence

PRESENT USE: residence

SITE: acres, approx.

CITY: Raymond Washington  
STREET: 545 Ballentine Street  
OWNER: Dr. & Mrs. Jeffery Nevitt  
(property address above) zip 98577

TOWNSHIP: RANGE: SECTION:

MAP#: TAX LOT: - - -

ADDITION:

BLOCK: LOT: QUAD:

ASSESSOR #:

THEMES: 20C Architecture, Logging

DATA BELOW IS ON LAWRENCE FIRM'S DESIGN AS-BUILT:

ARCHITECT: Lawrence & Holford, Assoc. Arch. CHIEF DESIGNER: E F Lawrence  
ENGINEERS & CONSULTANTS:

CONTRACTORS:

ARTISTS & CRAFTSMEN:

STYLE: unknown

PLAN TYPE/SHAPE:

FOUNDATION MATERIAL:

ROOF/MATERIAL: /

WALL CONSTR:

PRIME WINDOW TYPE:

EXTERIOR SURFACE MATERIAL: ,

DECORATIVE FEATURES/MATERIALS:

STORIES:

BASEMENT:

STRUC. FRAME:

OTHER:

CONDITION:

MOVED:

ALTERATIONS/ADDITIONS (dated):

LANDSCAPE FEATURES:

ELLIS LAWRENCE BUILDING INVENTORY

HISTORIC NAME: CRAM, W. S., House

ASSOCIATED STRUCTURES:

SETTING:

**SIGNIFICANCE OF LAWRENCE FIRM'S DESIGN:**

EXTER.DETAILS/CRAFTSMANSHIP: unknown

INTER.DETAILS/CRAFTSMANSHIP: unknown

EXTERIOR INTEGRITY: Unknown.

INTERIOR INTEGRITY: Unknown.

SITE INTEGRITY: Unknown.

SETTING INTEGR: unknown, pending further research.

**SIGNIFICANCE STATEMENT:**

W.S. Cram was a prominent lumber executive. A 1913 news item said this house would be 2 story and frame construction. It is located across the street from the also existing house for F.N. Crane which Lawrence had designed a year earlier. This house was identified late in the Lawrence survey process; it was not visited. The present owner's were contacted for information and photo, but they did not respond by the completion of this survey.

**SOURCES/DOCUMENTS: Description (Location)**

some of Lawrence's drawings are said to exist at the house

PORTLAND DAILY ABSTRACT 4/5/13 p1

PACIFIC COAST ARCHITECT, v5 #1, April 1913 p41 "Trade Notes"

Dinsmore, Shirley, letters to M. Shellenbarger, (late 1988, no dates)

**PUBLICATIONS:**

SLIDE NO.:

SHPO INVENTORY NO.:

RESEARCH BY: M. Shellenbarger DATE: 02/04/89

RECORDED BY: M. Shellenbarger DATE: 03/24/89

OREGON INVENTORY OF HISTORIC PROPERTY  
ELLIS LAWRENCE BUILDING INVENTORY  
COUNTY: Pacific

HISTORIC NAME: CRANE, F. N., House

COMMON NAME:  
OTHER NAMES:

RESOURCE TYPE: Building  
STATUS: built & survives

LAWRENCE

(JOB#) YEAR: ( ) 1912

(JOB#) YEAR: ( )

(JOB#) YEAR: ( )

CITY: Raymond  
STREET: Ballentine Street  
OWNER:

Washington

FIRST DATE: July 1912

DESIGN BEG: 1912

DESIGN END: Sept. 1912

CONSTR BEG:

CONSTR END:

LOSS DATE:

TOWNSHIP: RANGE: SECTION:  
MAP#: TAX LOT: - - -

ADDITION:

ORIGINAL USE: residence

BLOCK: LOT: QUAD:

PRESENT USE: residence

ASSESSOR #:

SITE: acres, approx.

THEMEs: 20C Architecture

DATA BELOW IS ON LAWRENCE FIRM'S DESIGN AS-BUILT:

ARCHITECT: Ellis F. Lawrence, Architect  
ENGINEERS & CONSULTANTS:

CHIEF DESIGNER: E F Lawrence

CONTRACTORS:

ARTISTS & CRAFTSMEN:

STYLE: unknown

PLAN TYPE/SHAPE:

FOUNDATION MATERIAL:

ROOF/MATERIAL: /

WALL CONSTR:

PRIME WINDOW TYPE:

EXTERIOR SURFACE MATERIAL: ,

DECORATIVE FEATURES/MATERIALS:

STORIES:

BASEMENT:

STRUC. FRAME:

OTHER:

CONDITION:

MOVED:

ALTERATIONS/ADDITIONS (dated):

LANDSCAPE FEATURES:

ELLIS LAWRENCE BUILDING INVENTORY

HISTORIC NAME: CRANE, F. N., House

**ASSOCIATED STRUCTURES:**

W.S. Cram house, by Lawrence, is across the street at 545 Ballentine St.

**SETTING:**

**SIGNIFICANCE OF LAWRENCE FIRM'S DESIGN:**

EXTER.DETAILS/CRAFTSMANSHIP: unknown

INTER.DETAILS/CRAFTSMANSHIP: unknown

EXTERIOR INTEGRITY: Unknown.

INTERIOR INTEGRITY: Unknown.

SITE INTEGRITY: Unknown.

SETTING INTEGR: unknown, pending further research.

**SIGNIFICANCE STATEMENT:**

The Lawrence survey team did not make it to Raymond to investigate Lawrence's two houses there. The F.N. Crane house was described in July 1912 as "a modern 2.5 story, 8-room Colonial style residence with furnace heat, hardwood floors, fireplace, bath, sleeping porch and the usual built-in conveniences...It will cost about \$6000 ." After plans were submitted for approval in September, another news item noted that preliminary plans were being prepared for a \$3000 house; so original plans may have been revised. According to the Pacific County Museum, it is located across the street from Lawrence's Cram house, and still exists. Current owners of the Cram House did not respond to a request for information by the survey team.

**SOURCES/DOCUMENTS: Description (Location)**

PORTLAND DAILY ABSTRACT, 7/27/12 p1, 9/26/12 p1

PACIFIC BUILDER & ENGINEER 10/5/12 p28

Dinsmore, Shirley, two letters to M. Shellenbarger (late 1988, no dates)

**PUBLICATIONS:**

SLIDE NO.:

SHPO INVENTORY NO.:

RESEARCH BY: M. Shellenbarger DATE: 02/05/89

RECORDED BY: M. Shellenbarger DATE: 03/24/89



OREGON INVENTORY OF HISTORIC PROPERTY  
ELLIS LAWRENCE BUILDING INVENTORY  
S H O R T F O R M

COUNTY:

HISTORIC NAME: EMPORIUM STORE FIXTURES

RESOURCE TYPE: Building  
STATUS: unknown

LAWRENCE

(JOB#) YEAR: (     ) 1920

CITY:                      Seattle                      Washington

**DESCRIPTION/EXPLANATION:**

The Emporium Store was located at 601 Pine from 1920 through 1929, and was different from The Emporium Department Store which coexisted at another address. The title in Lawrence's job index is "...Fixtures", indicating that only cabinetwork, sales counters, etc were involved in this work. Nothing else is known, but no research has been conducted in Seattle.

RESEARCH BY: M. Shellenbarger

RECORDED BY: M. Shellenbarger DATE: 09/17/88

OREGON INVENTORY OF HISTORIC PROPERTY  
ELLIS LAWRENCE BUILDING INVENTORY  
COUNTY: Klickitat

HISTORIC NAME: TROUT LAKE SCHOOL

COMMON NAME:		RESOURCE TYPE: Building
OTHER NAMES:		STATUS: built & survives
		<u>LAWRENCE</u>
		(JOB#) YEAR: ( ) 1945
		(JOB#) YEAR: ( )
CITY: Trout Lake	Washington	(JOB#) YEAR: ( )
STREET:		FIRST DATE: April 1945
OWNER: School District R-400		DESIGN BEG: 1945
		DESIGN END: Jan. 1946
		CONSTR BEG: 1946
TOWNSHIP: 06N RANGE: 10E SECTION:		CONSTR END: Aug. 1947
MAP#: 45121-HS-TF-024 TAX LOT: 06-10- -		LOSS DATE:
ADDITION:	ORIGINAL USE:	school/high sch. & elem.
BLOCK: LOT: QUAD:	PRESENT USE:	school
ASSESSOR #:	SITE:	acres, approx.
THEMES: 20C Architecture, Education		

DATA BELOW IS ON LAWRENCE FIRM'S DESIGN AS-BUILT:

ARCHITECT: Lawrence & Lawrence CHIEF DESIGNER: unknown  
ENGINEERS & CONSULTANTS:  
Joint Venture: Architects Naramore & Brady, Seattle, had primary role; Abbott Lawrence was "consulting technician" and supervised construction.  
CONTRACTORS:  
Nettleton & Baldwin, Inc. Seattle (General, including Mechanical & Electrical)

ARTISTS & CRAFTSMEN:

STYLE: International  
PLAN TYPE/SHAPE: "T"-shaped  
FOUNDATION MATERIAL: concrete STORIES: 2 BASEMENT: ?  
ROOF/MATERIAL: essentially flat /Bitum. builtup  
WALL CONSTR: concrete masonry units STRUC.FRAME:  
PRIME WINDOW TYPE: multi-pane double-hung  
EXTERIOR SURFACE MATERIAL: wood horiz. board, conc.masonry units  
DECORATIVE FEATURES/MATERIALS:  
none

OTHER:

CONDITION:  
MOVED: not moved  
ALTERATIONS/ADDITIONS (dated):  
unknown

LANDSCAPE FEATURES:

Building is entered on second story which is at grade on one side; a steep slope connects to the first floor level. Playing fields adjacent.

## ELLIS LAWRENCE BUILDING INVENTORY

**HISTORIC NAME:** TROUT LAKE SCHOOL

### **ASSOCIATED STRUCTURES:**

bus garage-shop adjacent, added later

### **SETTING:**

small town in central Washington; farm land adjacent to school.

### **SIGNIFICANCE OF LAWRENCE FIRM'S DESIGN:**

**EXTER.DETAILED/CRAFTSMANSHIP:** Ordinary construction with no special features.

**INTER.DETAILED/CRAFTSMANSHIP:** unknown

**EXTERIOR INTEGRITY:** Unknown.

**INTERIOR INTEGRITY:** Unknown.

**SITE INTEGRITY:** Unknown.

**SETTING INTEGRITY:** unknown, pending further research.

### **SIGNIFICANCE STATEMENT:**

The final entry in Ellis Lawrence's personal diary on the day before he died is "Trout Lake - bids, only 2 - still high...What a lemon for us!" The unusual collaboration with another architect was probably undertaken due to Lawrence's strained finances at a time during the war when little work was available.

Abbott Lawrence was responsible for the project for Lawrence and Lawrence, but the extent of his consulting role is not clear. He had worked for the Naramore firm supervising school construction for 2 1/2 years just prior to this joint venture, and had returned to Seattle for consultation on this project at the time his father died. This project was not visited by the survey team. The significance of the school, relative to Ellis Lawrence, is slight, except as a kind of footnote to his long and distinguished career. This combined high school and elementary school contained classrooms, gymnasium, and miscellaneous other rooms. It replaced a previous school destroyed by fire.

### **SOURCES/DOCUMENTS: Description (Location)**

DAILY JOURNAL OF COMMERCE, Portland, 4/4/45 pl, 5/26/45 pl, 7/3/45 pl, 9/4/45 pl, 10/26/45 pl, 12/6/45 pl, 1/30/45 pl, 2/28/46 pl.

miscellaneous records, correspondence, and photos were copied from school storage by Esther Schmid for the survey team.

Ellis Lawrence personal diary, entry for February 26 1946 (Lawrence Collection, UO Library Special Collections)

Lawrence, Ellis letter to WRB Willcox, 8/4/45 (Willcox Col., UO Library)

Schmid, Esther, phone interview 2/13/89, by M. Shellenbarger

### **PUBLICATIONS:**

**SLIDE NO.:**

**SHPO INVENTORY NO.:**

**RESEARCH BY:** M. Shellenbarger **DATE:** 03/22/89


**RECORDED BY:** M. Shellenbarger **DATE:** 03/22/89

ELLIS LAWRENCE BUILDING SURVEY

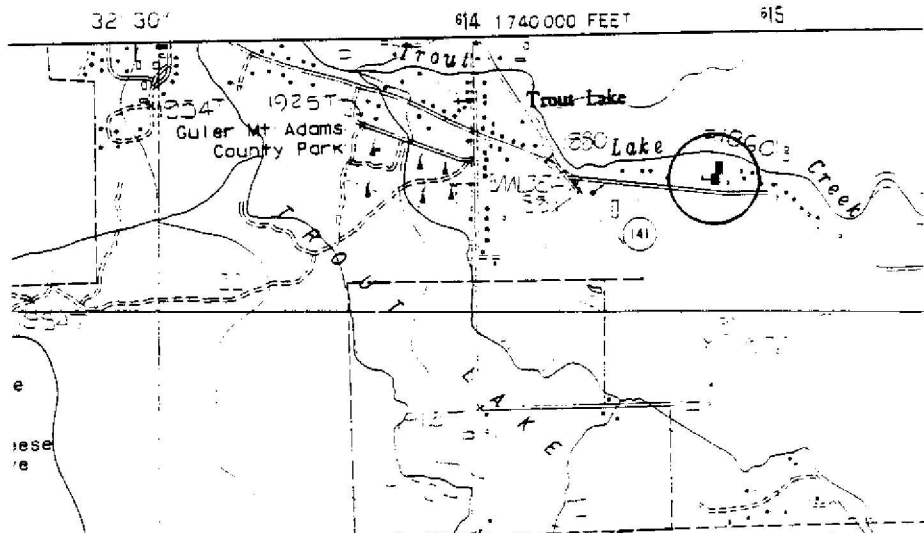
HISTORIC NAME: TROUT LAKE SCHOOL

RECENT PHOTO  
NEGATIVE #s:

First # above  
is upper-right  
photo; second #  
is just below.  
If no # above,  
see sources at  
bottom of page.



TROUT LAKE SCHOOL, TROUT LAKE, WASH.  
E. & BRADY (HISTORICAL PHOTOGRAPHERS & JOURNALISTS) ARCHITECTS      LAWRENCE & LAWRENCE, ASSOC.



HISTORIC PHOTO/OTHER GRAPHIC SOURCE: Leon Schmid, photos just after completion

OREGON INVENTORY OF HISTORIC PROPERTY  
ELLIS LAWRENCE BUILDING INVENTORY  
UNBUILT FORM  
COUNTY: Walla Walla

HISTORIC NAME: A HALL IN MEMORY OF THE PIONEERS, Whitman College

COMMON NAME: Pioneer Hall, Whitman College

RESOURCE TYPE: Building  
STATUS: unbuilt project

CITY: Walla Walla Washington  
STREET: Whitman College campus  
OWNER: Whitman College  
Walla Walla, Washington

LAWRENCE  
(JOB#) YEAR: (1887)  
(JOB#) YEAR: ( )  
FIRST DATE: 1928  
DESIGN BEG: ? 1928  
DESIGN END:

TOWNSHIP: 07N RANGE: 36E SECTION: 20

MAP#:

ADDITION:

ORIGINAL USE: auditorium/meeting rms.

BLOCK: LOT: QUAD:

THEMES: 20C Architecture, Education

ARCHITECT: Lawrence, Holford, Allyn and Bean CHIEF DESIGNER: probably EFL

STYLE: Georgian

PLAN TYPE/SHAPE: rectangular (sides long) +wings on two sides

ROOF FORM: med. gable (10/12 max.)

STORIES: 1

PRIME WINDOW TYPE:

EXTERIOR SURFACE MATERIAL: brick,

DECORATIVE FEATURES:

quoins, entry door surrounds w/pediments, & entry porch with balustrade; gable-roof scheme has Georgian tower; flat-roof scheme has corner roof pinnacles

OTHER:

**SETTING:**

college campus in residential setting near downtown

**SIGNIFICANCE STATEMENT:**

This project did not proceed beyond a preliminary scheme. It is described by President Penrose as combining the features of a community house and an auditorium or chapel seating not less than 1000 persons. It would include rooms "for college activities of all sorts such as offices for the Associated Students, the Pioneer (magazine), the Y.M.C.A., and the Y.W.C.A., and similar organizations...and might well be built as a memorial to the pioneers...for we should never forget that this is a pioneer college built by pioneers..."

**SOURCES/DOCUMENTS: Description (Location)**

President's Annual Reports for 1928 and 1929, (Penrose Library, Special Collections, Whitman College)

photos of renderings of scheme A & B alternative exterior studies, drawn by H. Abbott Lawrence (EF Lawrence Col., UO Library, Special Col.)

**PUBLICATIONS:**

SHPO INVENTORY NO.:

RESEARCH BY: M. Shellenbarger  
RECORDED BY: M. Shellenbarger

DATE: 07/21/88  
DATE: 07/21/88

ELLIS LAWRENCE BUILDING INVENTORY

HISTORIC NAME: A HALL IN MEMORY OF THE PIONEERS, Whitman College

GRAPHIC  
ILLUSTRATIONS

*(See Sources/  
Documents on  
previous page)*



OREGON INVENTORY OF HISTORIC PROPERTY  
ELLIS LAWRENCE BUILDING INVENTORY  
UNBUILT FORM  
COUNTY: Walla Walla

HISTORIC NAME: ACADEMIC BUILDING, Whitman College

COMMON NAME:

RESOURCE TYPE: Building  
STATUS: unbuilt project

CITY: Walla Walla Washington  
STREET: Whitman College Campus  
OWNER: Whitman College  
Walla Walla, Washington

LAWRENCE  
(JOB#) YEAR: ( ) 1908  
(JOB#) YEAR: ( )  
FIRST DATE: 1908  
DESIGN BEG: March 1908  
DESIGN END: Nov. 1908

TOWNSHIP: 07N RANGE: 36E SECTION: 20

MAP#:

ADDITION:

ORIGINAL USE: college/classroom bldg

BLOCK: LOT: QUAD:

THEMEs: 20C Architecture, Education

ARCHITECT: MacNaughton, Raymond and Lawrence CHIEF DESIGNER: E F Lawrence

STYLE: Georgian "somewhat colonial" (EF Lawrence use)

PLAN TYPE/SHAPE: rectangular (front long) +wings on two sides

ROOF FORM: low gable (6/12 max.) w/pediment dormer(s) STORIES: 3

PRIME WINDOW TYPE: multi-div., type unknown w/special rounded top

EXTERIOR SURFACE MATERIAL: brick, "stone" or terra cotta

DECORATIVE FEATURES:

white main floor sill course w/balusters at windows, cornice w/balustrade,  
window surround at ground & attic stories, keystones, entry pavilion w/columns

OTHER:

brick rustic quoins and ground floor, flat and round arches; wings flat-roofed

SETTING:

college campus in residential neighborhood near commercial core; gently sloping  
site with stream

SIGNIFICANCE STATEMENT:

This building, the Biology/Forestry building, and the Fine Arts/Architecture  
Bldg are all the same in appearance as the Civil & Mechanical Engineering  
Building - which was the only one of the four developed in much detail (see  
description). Architectural qualities of these 4 buildings influenced  
Lawrence's work at the University of Oregon.

SOURCES/DOCUMENTS: Description (Location)

correspondence & photos of 1908 presentation drawings (EF Lawrence Col., UO  
Library, Special Collections), photos Exhibit-quality

framed watercolor rendering of similar Civil & Mechanical Engineering Building,  
probably by EF Lawrence (Penrose Library Special Collections), Exhibit-quality

PUBLICATIONs:

Lawrence, EF, "the Architecture of the New Whitman College Campus", THE  
ARCHITECT AND ENGINEER, Jan 1909, p61-63

SHPO INVENTORY NO.:

RESEARCH BY: M. Shellenbarger

DATE: 08/01/88

RECORDED BY: M. Shellenbarger


DATE: 08/01/88

ELLIS LAWRENCE BUILDING INVENTORY

HISTORIC NAME: ACADEMIC BUILDING, Whitman College

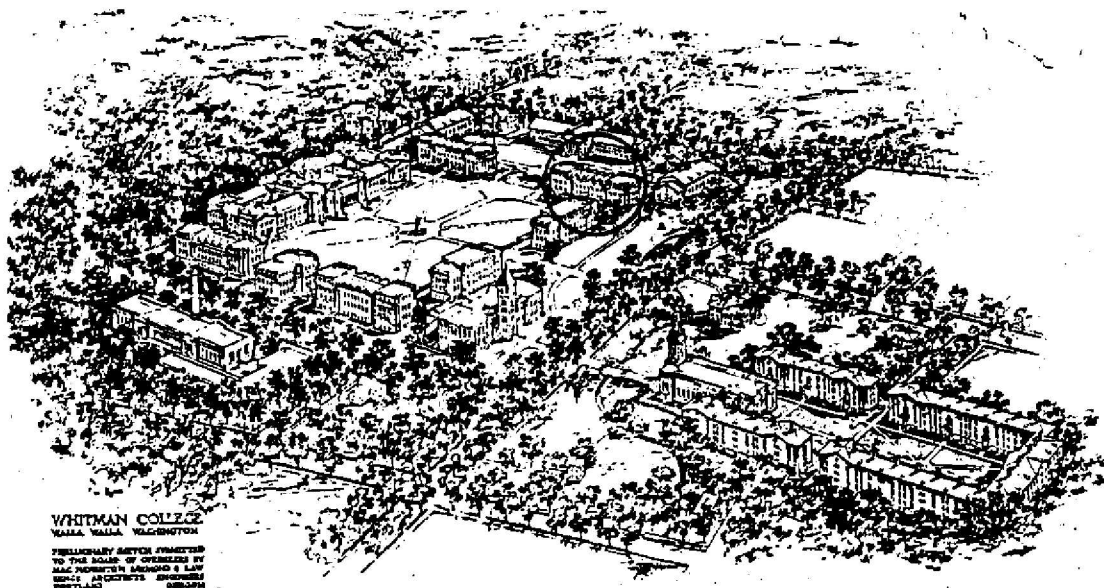
GRAPHIC  
ILLUSTRATIONS

(See Sources/  
Documents on  
previous page)



ACADEMIC BUILDING

WHITMAN COLLEGE  
WALLA WALLA, WASHINGTON



WHITMAN COLLEGE  
WALLA WALLA, WASHINGTON

PERMISSION GIVEN FOR THIS  
TO THE BOARD OF CHURCHES BY  
MRS. JENNIFER'S BROTHERS & LAY  
MUSIC ARCHITECTS BUREAU  
PORTLAND OREGON



OREGON INVENTORY OF HISTORIC PROPERTY  
ELLIS LAWRENCE BUILDING INVENTORY  
COUNTY: Walla Walla

HISTORIC NAME: ANDERSON, LOUIS F., HOUSE Landscaping, Gates, Addit

COMMON NAME: BAKER FACULTY CENTER, Whitman College  
OTHER NAMES: RESOURCE TYPE: Site  
STATUS: built % survives

LAWRENCE  
(JOB#) YEAR: (0110) 1912  
(JOB#) YEAR: (0147)  
(JOB#) YEAR: ( )

CITY: Walla Walla Washington  
STREET: 364 Boyer Ave.  
OWNER: Whitman College (current)  
Walla Walla, Washington

FIRST DATE: Oct. 1908  
DESIGN BEG: March 1912  
DESIGN END: March 1915  
CONSTR BEG: April 1915  
CONSTR END: May 1915

TOWNSHIP: 07N RANGE: 36E SECTION: 20  
MAP#: TAX LOT: 07-36-20-41-0001

LOSS DATE:  
ORIGINAL USE: residence/landscaping  
PRESENT USE: college/faculty center  
SITE: 2.0 acres, approx.

ADDITION: ORIGINAL USE: residence/landscaping  
BLOCK: LOT: QUAD: PRESENT USE: college/faculty center

ASSESSOR #: SITE: 2.0 acres, approx.  
THEMES: 20C Architecture, Education, Landscape Architecture

DATA BELOW IS ON LAWRENCE FIRM'S DESIGN AS-BUILT:

ARCHITECT: Lawrence & Holford, Assoc. Arch. CHIEF DESIGNER: E F Lawrence  
ENGINEERS & CONSULTANTS:

plans were prepared in "the local offices", presumably those of John J. Burling, the Walla Walla architect/engineer with whom Lawrence collaborated.

CONTRACTORS:

Taylor and Wassell, Walla Walla (General); Union Point Stone Quarry, Brownsville OR, (Stone for gate posts)

ARTISTS & CRAFTSMEN:

STYLE: Colonial (1910-1935)

PLAN TYPE/SHAPE:

FOUNDATION MATERIAL:

STORIES: BASEMENT:

ROOF/MATERIAL: /

WALL CONSTR:

STRUC.FRAME:

PRIME WINDOW TYPE:

EXTERIOR SURFACE MATERIAL: brick, cut stone

DECORATIVE FEATURES/MATERIALS:

ornamental iron gates and fence; carved stone caps with "pineapple" on brick gate posts

OTHER:

The unbuilt pergola, teahouse, laundry and library buildings, greenhouse, house additions, and formal gardens also had colonial/georgian details

CONDITION: fair

MOVED: not moved

ALTERATIONS/ADDITIONS (dated):

stone caps on gate posts: westernmost vandalized & repaired (1917), footpath posts vandalized (1919), all caps replaced with concrete slabs (date unknown)

LANDSCAPE FEATURES:

unbuilt pergola, teahouse, laundry and library buildings, greenhouse, brick and stone wall, benches, brick herringbone walks & drives, and formal garden

## ELLIS LAWRENCE BUILDING INVENTORY

**HISTORIC NAME:** ANDERSON, LOUIS F., HOUSE Landscaping, Gates, Addit

### **ASSOCIATED STRUCTURES:**

small unbuilt structures: teahouse, laundry, library, greenhouse, pergola

### **SETTING:**

large yard adjoining elegant mansion, with recessed stream, roads on two sides, adjacent to Whitman College campus in residential area near downtown core.

### **SIGNIFICANCE OF LAWRENCE FIRM'S DESIGN:**

**EXTER.DETAILS/CRAFTSMANSHIP:** Better than average workmanship and materials.

**INTER.DETAILS/CRAFTSMANSHIP:**

**EXTERIOR INTEGRITY:** Moderate changes; some original character remains.

**INTERIOR INTEGRITY:**

**SITE INTEGRITY:** Minor changes, but original character intact.

**SETTING INTEGR:** Minor changes to character and relationship of surroundings.

### **SIGNIFICANCE STATEMENT:**

Professor Louis F. Anderson's elegant mansion was designed by Spokane architect Kirkland Cutter. It's 2-acre site consisted of sloping lawn, recessed stream with foot bridge, mature trees, entry drive and walks, and a tennis court on the west. Lawrence designed an elaborate site plan, including teahouse located on top of the stream, 3 other small buildings, formal gardens, pergola, 3 entry gates, fence, and brick paving for driveway and walks. Only the gates, fence, and paving were built; tinted concrete was substituted for brick paving; it is gravel today. Two gates and a portion of fence remain. Site drawings include two unbuilt additions to the house: an orangery & porte cochere replacing the west porch, and a breakfast room on the east. Detailed plans may exist of the teahouse, but not of the other unbuilt landscape buildings or house additions. The house has considerable architectural and historic significance, to which the built and unbuilt designs by Lawrence are but a footnote.

### **SOURCES/DOCUMENTS: Description (Location)**

5 blueprints of drawings of site, gates, pergola, & other details (Whitman College Physical Plant)

correspondence, estimates, and bills (Boxes 1 & 6 of EF Lawrence Collection, UO Library, Special Collections)

historic photos (Penrose Library, Photo Collection in Special Collections, Whitman College)

historic photo of house (EF Lawrence Col., photos, UO Library, Special Col.)

one blueprint of plot plan (EF Lawrence Col., UO Library)

OREGON BUILDING RECORD 3/29/15 p1

### **PUBLICATIONS:**

**SLIDE NO.:**

**SHPO INVENTORY NO.:**

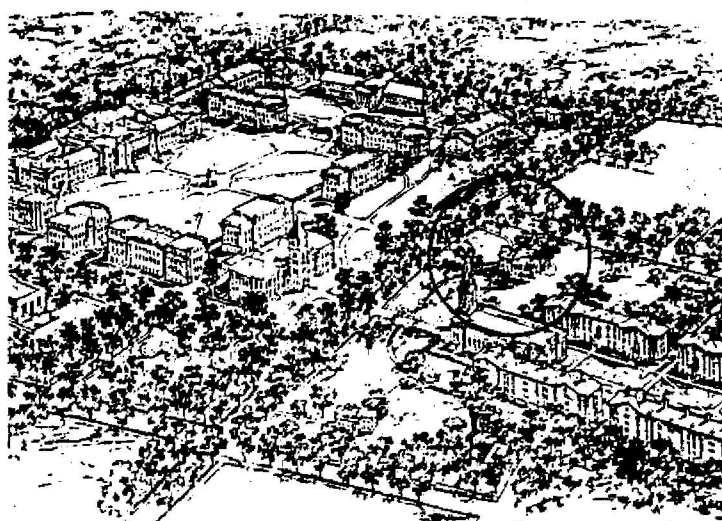
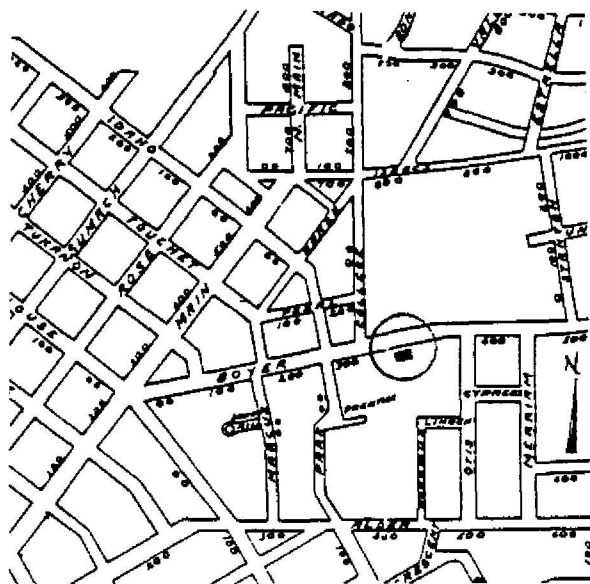
**RESEARCH BY:** M. Shellenbarger **DATE:** 07/31/88

**RECORDED BY:** M. Shellenbarger **DATE:** 07/31/88

ELLIS LAWRENCE BUILDING SURVEY  
HISTORIC NAME: ANDERSON, LOUIS F., HOUSE Landscaping, Gates, Addit

RECENT PHOTO  
NEGATIVE #s:  
MS4-4, MS4-3

*First # above  
is upper-right  
photo; second #  
is just below.  
If no # above,  
see sources at  
bottom of page.*



HISTORIC PHOTO/OTHER GRAPHIC SOURCE: Whitman College Archives

OREGON INVENTORY OF HISTORIC PROPERTY  
ELLIS LAWRENCE BUILDING INVENTORY  
UNBUILT FORM  
COUNTY: Walla Walla

HISTORIC NAME: APARTMENT BUILDING

COMMON NAME:

RESOURCE TYPE: Building  
STATUS: unbuilt project

CITY: Walla Walla Washington

STREET: unknown

OWNER: Boyer, Hendrick, others

LAWRENCE  
(JOB#) YEAR: ( )  
(JOB#) YEAR: ( )

FIRST DATE: Dec. 1910

DESIGN BEG: Dec. 1910

DESIGN END: Dec. 1910

TOWNSHIP: 07N RANGE: 36E SECTION: 20

MAP#:

ADDITION:

ORIGINAL USE: residence/apartment hs.

BLOCK: LOT: QUAD:

THEMEs: 20C Architecture

ARCHITECT: E.F.Lawrence & John J. Burling

CHIEF DESIGNER: E F Lawrence

STYLE: unknown

PLAN TYPE/SHAPE:

ROOF FORM:

STORIES:

PRIME WINDOW TYPE:

EXTERIOR SURFACE MATERIAL: brick,

DECORATIVE FEATURES:

unknown

OTHER:

both wood frame and concrete frame were being considered

SETTING:

Walla Walla, unknown location.

**SIGNIFICANCE STATEMENT:**

Lawrence prepared a "very hasty preliminary sketch" in December 1910, that included a floor plan. The potential investors included Mr. Boyer and Prof. Hendrick. \$30,000 of a probable \$75,000 to \$95,000 was raised and the project was reported "still dormant" in March 1911. There was some speculation about whether Lawrence would be selected if the project did go ahead. Little else is known about this project, and it is unlikely that anything designed by Lawrence was built.

**SOURCES/DOCUMENTS: Description (Location)**

correspondence in box 6 of the EF Lawrence Collection (UO Library, Special Collections).

**PUBLICATIONS:**

SHPO INVENTORY NO.:

RESEARCH BY: M. Shellenbarger

DATE: 07/30/88

RECORDED BY: M. Shellenbarger

DATE: 07/30/88

OREGON INVENTORY OF HISTORIC PROPERTY  
ELLIS LAWRENCE BUILDING INVENTORY  
UNBUILT FORM  
COUNTY: Walla Walla

HISTORIC NAME: AUDITORIUM, LIBRARY & ART MUSEUM, Whitman College

COMMON NAME:

RESOURCE TYPE: Building  
STATUS: unbuilt project

CITY: Walla Walla Washington  
STREET: Isaac St. & Whitman campus  
OWNER: Whitman College  
Walla Walla, Washington

LAWRENCE  
(JOB#) YEAR: ( ) 1908  
(JOB#) YEAR: ( )  
FIRST DATE: March 1908  
DESIGN BEG: March 1908  
DESIGN END: Nov. 1908

TOWNSHIP: 07N RANGE: 36E SECTION: 20

MAP#:

ADDITION:

ORIGINAL USE: college/mixed use

BLOCK:

LOT:

QUAD:

THEMES: 20C Architecture, Education, Fine/Applied Arts

ARCHITECT: MacNaughton, Raymond and Lawrence CHIEF DESIGNER: E F Lawrence

STYLE: Georgian "somewhat colonial" (EF Lawrence use)

PLAN TYPE/SHAPE: rectangular (sides long) +wings on two sides

ROOF FORM: low gable (6/12 max.) w/dome(s) STORIES: 3

PRIME WINDOW TYPE: multi-div., type unknown w/special rounded top

EXTERIOR SURFACE MATERIAL: brick, "stone" or terracotta

DECORATIVE FEATURES:

white main-floor sill course w/ballusters at windows, cornice w/modillions,  
keystones, monumental entry pavilion w/columns, pediment, & roof sculpture grps

OTHER:

flanking wings with smaller entry pavilions w/columns, pediment, & dome

SETTING:

college campus in residential neighborhood near commercial core; gently sloping  
site; diagonal street at rear; formal campus building group on front.

SIGNIFICANCE STATEMENT:

This was the most monumental of the buildings which Lawrence designed for his  
1908 campus plan. More than any other of Lawrence's buildings, it shows the  
influence of his Beaux Arts training at MIT only 7 years before. He used a  
similar facade and proximity of auditorium, library, and art museum for the  
head of his major quadrangle in his 1923 University of Oregon; this too was not  
built. He went to considerable effort to maintain a rectangular campus  
organization, here using courtyards to adjust for the angle of the rear street.

SOURCES/DOCUMENTS: Description (Location)

photos of 1908 presentation drawings, including 1st floor plan & south  
elevation (EF Lawrence Col., UO Library, Special Collections) Exhibit-quality

correspondence with Dean Hendricks (EF Lawrence Col., UO Library, Special  
Collections).

colored pencil birdseye view of campus design apparently by Lawrence, Nov.1908  
(Whitman College, see Larry Dodd, Penrose Library) Exhibit-quality.

PUBLICATIONS:

1910 YEAR BOOK OF LOS ANGELES ARCHITECTURAL CLUB; Lawrence, EF, "The Archit. of  
the New Whitman College Campus", THE ARCHITECT & ENGINEER, Jan 1909, p61-63.

SHPO INVENTORY NO.:

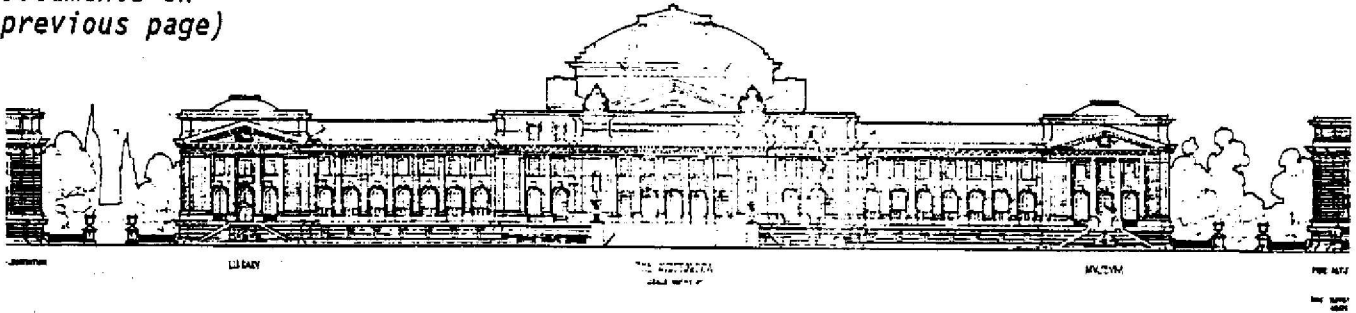
RESEARCH BY: M. Shellenbarger DATE: 07/29/88  
RECORDED BY: M. Shellenbarger DATE: 07/29/88

ELLIS LAWRENCE BUILDING INVENTORY

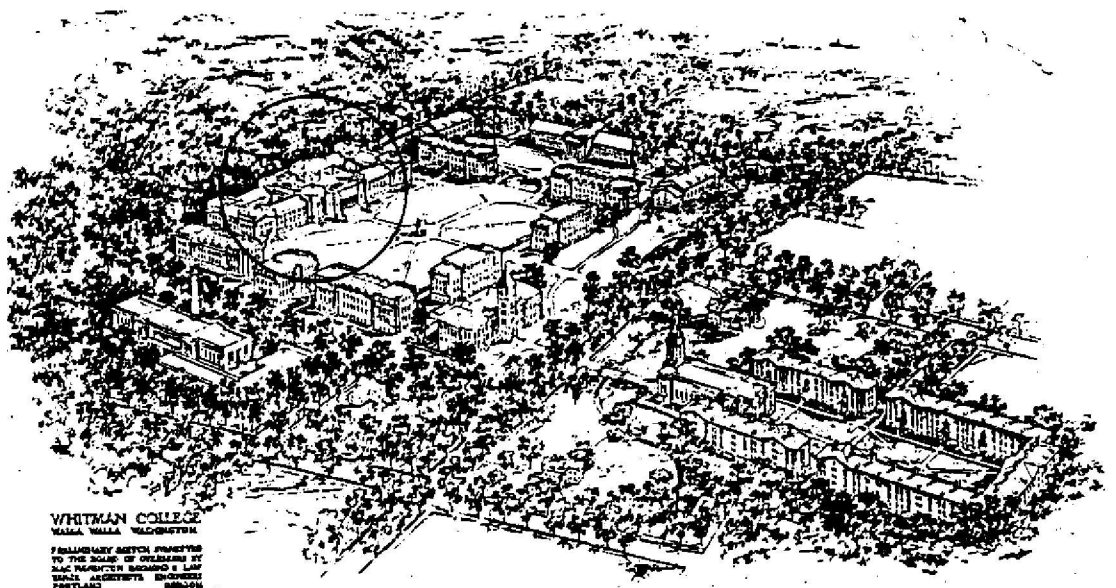
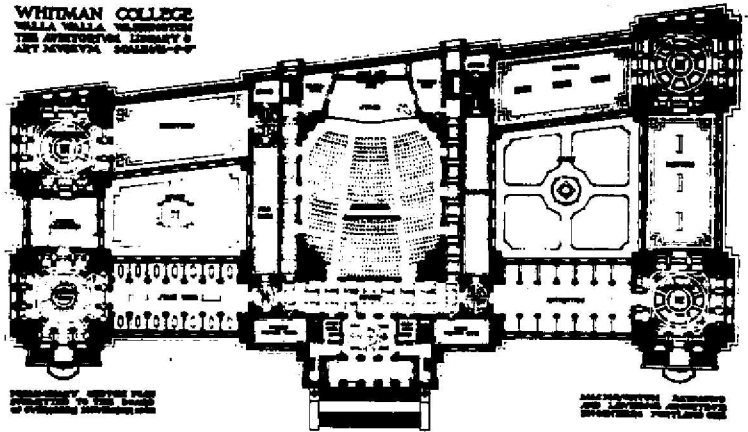
HISTORIC NAME: AUDITORIUM, LIBRARY & ART MUSEUM, Whitman College

GRAPHIC  
ILLUSTRATIONS

(See Sources/  
Documents on  
previous page)



WHITMAN COLLEGE  
WALLA WALLA, WASHINGTON  
THE AUDITORIUM, LIBRARY &  
ART MUSEUM. 1900-01



OREGON INVENTORY OF HISTORIC PROPERTY  
ELLIS LAWRENCE BUILDING INVENTORY  
COUNTY: Walla Walla

HISTORIC NAME: BILLINGS HALL, Alterations, Whitman College

COMMON NAME:	RESOURCE TYPE: Building
OTHER NAMES:	STATUS: razed
	<u>LAWRENCE</u>
	(JOB#) YEAR: ( ) 1911
	(JOB#) YEAR: ( )
CITY: Walla Walla Washington	(JOB#) YEAR: ( )
STREET: Whitman College Campus	FIRST DATE: May 1911
OWNER: Whitman College	DESIGN BEG: June 1911
Walla Walla, Washington	DESIGN END:
	CONSTR BEG: Aug. 1911
TOWNSHIP: 07N RANGE: 36E SECTION: 20	CONSTR END:
MAP#: TAX LOT: 07-36-20-14-0002	LOSS DATE: 1972
ADDITION: ORIGINAL USE: college/dormitory	
BLOCK: LOT: QUAD: PRESENT USE: no longer exists	
ASSESSOR #: SITE: acres, approx.	
THEMES: 20C Architecture, Education	

DATA BELOW IS ON LAWRENCE FIRM'S DESIGN AS-BUILT:

ARCHITECT: E.F.Lawrence & John J. Burling CHIEF DESIGNER: E F Lawrence  
ENGINEERS & CONSULTANTS:

CONTRACTORS:

ARTISTS & CRAFTSMEN:

STYLE: unknown	
PLAN TYPE/SHAPE:	
FOUNDATION MATERIAL:	STORIES: BASEMENT:
ROOF/MATERIAL: /	
WALL CONSTR:	STRUC.FRAME:
PRIME WINDOW TYPE:	
EXTERIOR SURFACE MATERIAL: ,	
DECORATIVE FEATURES/MATERIALS:	

decorative details of Lawrence's alterations are not known

OTHER:

description of the building which was being altered is omitted above

CONDITION:

MOVED:

ALTERATIONS/ADDITIONS (dated):

LANDSCAPE FEATURES:

college campus

## ELLIS LAWRENCE BUILDING INVENTORY

**HISTORIC NAME:** BILLINGS HALL, Alterations, Whitman College

**ASSOCIATED STRUCTURES:**

other buildings on college campus

**SETTING:**

college campus in residential neighborhood near downtown commercial core

**SIGNIFICANCE OF LAWRENCE FIRM'S DESIGN:**

**EXTER.DETAILS/CRAFTSMANSHIP:**

**INTER.DETAILS/CRAFTSMANSHIP:** no longer survives

**EXTERIOR INTEGRITY:**

**INTERIOR INTEGRITY:**

**SITE INTEGRITY:**

**SETTING INTEGR:**

**SIGNIFICANCE STATEMENT:**

Billings Hall, probably designed by George Babcock, was built in 1899 as a dormitory. In June of 1911, Lawrence forwarded blueprints for "suggested changes" including "retinting chambers and touching up wood work", "fixing up" 3 Professors rooms, painting 3 halls and 3 lounging rooms, papering 3 lounging rooms, plastering in baths, new partitions, new toilet fixtures, new stairs, new vestibule and porch, and 3 new baths. The estimate for the work totaled \$2456. The layout of the dorm was revised to divide the Hall into three units, each with its own house, Professor, and its own Lounging Room. This dorm subdivision was later used in Lawrence's design of Lyman House and Prentiss Hall. The Board of Trustees on Aug 9 1911 authorized "repair work"; it is not clear that this work was the work which Lawrence had proposed, although that seems likely. Although Billings Hall had considerable historic significance, Lawrence's work contributed little significance. Blueprints have not been found

**SOURCES/DOCUMENTS: Description (Location)**

Ritz, Richard, "A History of the Whitman College Campus and Its Buildings, WHITMAN, THE QUARTERLY REVIEW...Feb 1985.

correspondence, EF Lawrence Collection, (UO Library, Special Collections)

Minutes of Board of Trustees (Whitman College, Penrose Library, Special Collections)

**PUBLICATIONS:**

**SLIDE NO.:**

**SHPO INVENTORY NO.:**

**RESEARCH BY:** M. Shellenbarger **DATE:** 08/05/88

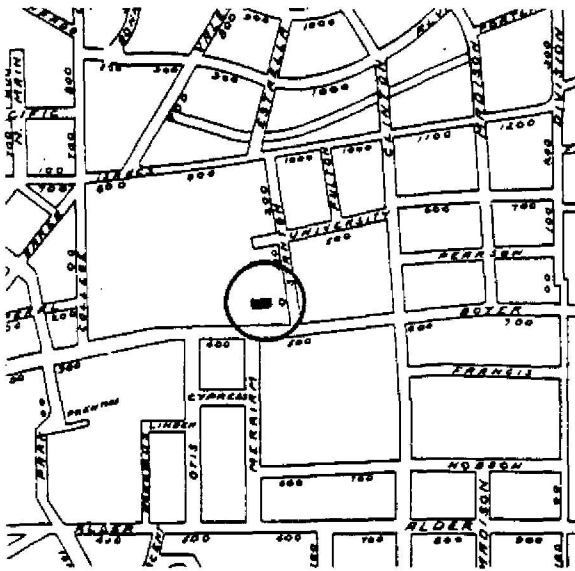
**RECORDED BY:** M. Shellenbarger **DATE:** 08/05/88



ELLIS LAWRENCE BUILDING SURVEY  
HISTORIC NAME: BILLINGS HALL, Alterations, Whitman College

RECENT PHOTO  
NEGATIVE #s:

*First # above  
is upper-right  
photo; second #  
is just below.  
If no # above,  
see sources at  
bottom of page.*



HISTORIC PHOTO/OTHER GRAPHIC SOURCE:

OREGON INVENTORY OF HISTORIC PROPERTY  
ELLIS LAWRENCE BUILDING INVENTORY  
COUNTY: Walla Walla

HISTORIC NAME: BOILER HOUSE, Whitman College

<b>COMMON NAME:</b>		<b>RESOURCE TYPE:</b> Building
<b>OTHER NAMES:</b> Central Heating Plant		<b>STATUS:</b> built & survives
Power Plant & Shops		<u>LAWRENCE</u>
Boiler House & Heating Plant		(JOB#) YEAR: (1640) 1923
		(JOB#) YEAR: (1754) 1925
<b>CITY:</b> Walla Walla	Washington	(JOB#) YEAR: ( )
<b>STREET:</b> Penrose Ave. at Isaacs Ave.		<b>FIRST DATE:</b> July 1908
<b>OWNER:</b> Whitman College		<b>DESIGN BEG:</b> Sept. 1908
Walla Walla, Washington		<b>DESIGN END:</b> Febr. 1923
		<b>CONSTR BEG:</b> April 1923
<b>TOWNSHIP:</b> 36? <b>RANGE:</b> 07? <b>SECTION:</b> 20		<b>CONSTR END:</b> Oct. 1923
<b>MAP#:</b>	<b>TAX LOT:</b> 36-07-20-51-0400	<b>LOSS DATE:</b>
<b>ADDITION:</b> Green's Park Addition	<b>ORIGINAL USE:</b> college/boiler plant	
<b>BLOCK:</b> 004 <b>LOT:</b>	<b>QUAD:</b>	<b>PRESENT USE:</b> college/boiler plant
<b>ASSESSOR #:</b>		<b>SITE:</b> 1.0 acres, approx.
<b>THEMES:</b> 20C Architecture, Education, Engineering		

**DATA BELOW IS ON LAWRENCE FIRM'S DESIGN AS-BUILT:**

**ARCHITECT:** Lawrence and Holford **CHIEF DESIGNER:** E F Lawrence  
**ENGINEERS & CONSULTANTS:**  
Mr. Raymond, (McNaughton, RAYMOND Lawrence) was mechanical and electrical engineer for early schemes and probably as built ("R" initial on final drawing)  
**CONTRACTORS:**  
The Sutherland Co. (general contract for \$29,304)

**ARTISTS & CRAFTSMEN:**

**STYLE:** Colonial (1910-1935)  
**PLAN TYPE/SHAPE:** square  
**FOUNDATION MATERIAL:** concrete **STORIES:** 1 **BASEMENT:** no  
**ROOF/MATERIAL:** essentially flat /Bitum. builtup  
**WALL CONSTR:** brick (bearing) **STRUC.FRAME:** steel & hv.timber  
**PRIME WINDOW TYPE:** steel multi-pane horiz. pivot w/special elliptical  
**EXTERIOR SURFACE MATERIAL:** brick,  
**DECORATIVE FEATURES/MATERIALS:**  
cast stone urn (presumably once a pair), brick decorative detail, & multi-pane doors at south entrance; all sash multi-pane; fan-light at north entry.  
**OTHER:**  
adjacent north 80' tall brick chimney with decorative corbelled brick top; the construction drawing shows a square chimney but the built chimney is round.  
**CONDITION:** good  
**MOVED:** not moved  
**ALTERATIONS/ADDITIONS (dated):**  
Job 1754, Sept 8 1925, "addition to Boiler House" added a second boiler inside the boiler house but did not alter the building itself.  
**LANDSCAPE FEATURES:**  
paved parking area to north and lawn to south

## ELLIS LAWRENCE BUILDING INVENTORY

**HISTORIC NAME:** BOILER HOUSE, Whitman College

### **ASSOCIATED STRUCTURES:**

utility tunnels connect campus buildings underground, built on same job #, 1923

### **SETTING:**

cluster of maintenance shops & parking on triangular flat site across street from campus; railway track on east; street to west; residential neighborhood.

### **SIGNIFICANCE OF LAWRENCE FIRM'S DESIGN:**

**EXTER.DETAILS/CRAFTSMANSHIP:** Better than average workmanship and materials.

**INTER.DETAILS/CRAFTSMANSHIP:** Ordinary construction with no special features.

**EXTERIOR INTEGRITY:** Essentially intact as originally built.

**INTERIOR INTEGRITY:** Essentially intact as originally built.

**SITE INTEGRITY:** Essentially intact as originally built.

**SETTING INTEGR:** Minor changes to character and relationship of surroundings.

### **SIGNIFICANCE STATEMENT:**

Lawrence included a heating plant in his earliest campus schemes proposed in 1908, but this building and its location were not followed (see "POWER PLANT & SHOPS" in Inventory of Unbuilt Projects). The President's Report of 1919 notes that it would be "an extravagant waste" to build additional buildings with self-contained heating plants. In December 1922, the Board of Trustees approved bonds to finance a new dormitory and heating plant which would be constructed by the Whitman Building Corporation and leased to the college. Lawrence was simultaneously designing a boiler house for the University of Oregon, and later designed the Leaburg Power Plant. In all three, Lawrence adopted a straight-forward utilitarian design to which he added ornamental detail - a "decorated box" to use a term popular fifty years later. Whitman's boiler house is the only one with Colonial-style detail, presumably to match his other Whitman campus buildings.

### **SOURCES/DOCUMENTS: Description (Location)**

blueprints of construction drawings, drawn by Allyn, "ECB", "R", "HFB"  
(Physical Plant Office, Whitman College)

Board of Trustees Minutes and President's Annual Reports, Whitman College,  
Penrose Library Special Collections

PACIFIC BUILDER & ENGINEER, April 13, 1923, p5, "awarded contract for constr."

bills (EF Lawrence Col. box 6, UO Library, Special Col.)

### **PUBLICATIONS:**

**SLIDE NO.:**

**SHPO INVENTORY NO.:**

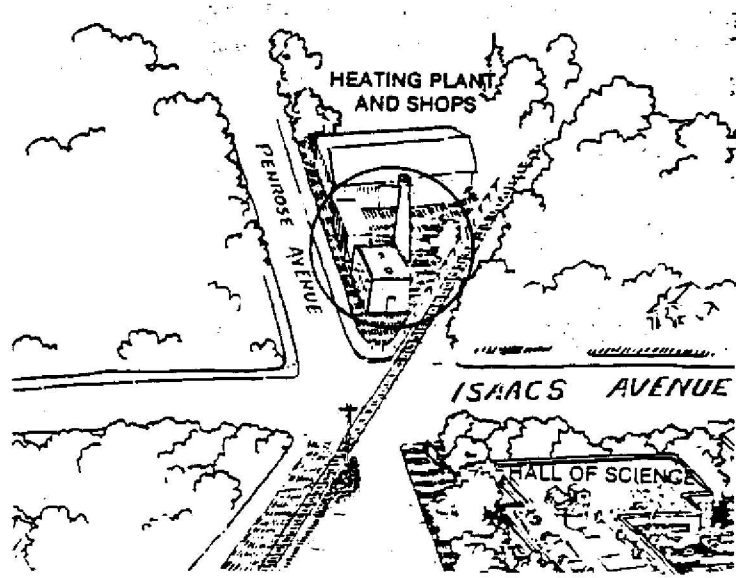
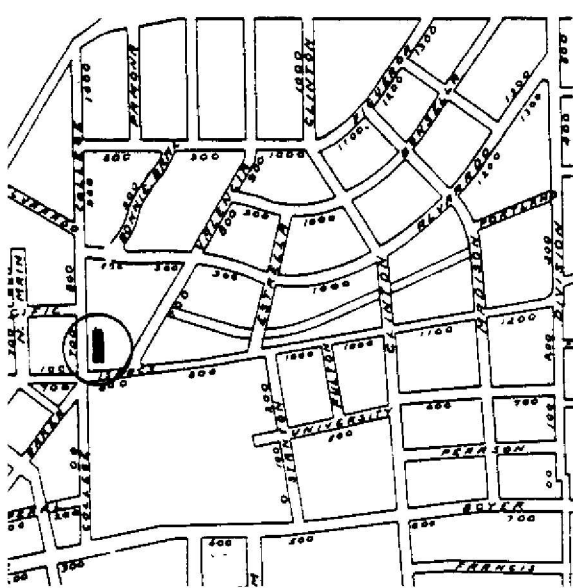

**RESEARCH BY:** M. Shellenbarger **DATE:** 07/20/88

**RECORDED BY:** M. Shellenbarger **DATE:** 07/20/88

ELLIS LAWRENCE BUILDING SURVEY  
HISTORIC NAME: BOILER HOUSE, Whitman College

RECENT PHOTO  
NEGATIVE #s:  
MS4-0

*First # above  
is upper-right  
photo; second #  
is just below.  
If no # above,  
see sources at  
bottom of page.*



HISTORIC PHOTO/OTHER GRAPHIC SOURCE: Whitman College Archives

OREGON INVENTORY OF HISTORIC PROPERTY  
ELLIS LAWRENCE BUILDING INVENTORY  
UNBUILT FORM  
COUNTY: Walla Walla

HISTORIC NAME: CHAPEL, Whitman College

COMMON NAME: College Church, Whitman College

RESOURCE TYPE: Building  
STATUS: unbuilt project

CITY: Walla Walla Washington

STREET: Whitman College Campus, Boyer Av

OWNER: Whitman College  
Walla Walla, Washington

LAWRENCE  
(JOB#) YEAR: ( ) 1908  
(JOB#) YEAR: ( )  
FIRST DATE: March 1908  
DESIGN BEG: March 1908  
DESIGN END: Nov. 1908

TOWNSHIP: 07N RANGE: 36E SECTION: 20

MAP#:

ADDITION:

ORIGINAL USE: college/chapel

BLOCK: LOT: QUAD:

THEMES: 20C Architecture, Religion, Education

ARCHITECT: MacNaughton, Raymond and Lawrence CHIEF DESIGNER: E F Lawrence

STYLE: Georgian "somewhat colonial" (EF Lawrence use)

PLAN TYPE/SHAPE: rectangular (sides long)

ROOF FORM: low hip (6/12 max.)

STORIES: 1

PRIME WINDOW TYPE: multi-div., type unknown

EXTERIOR SURFACE MATERIAL: brick, "stone" or terra cotta

DECORATIVE FEATURES:

elaborate Georgian/style front tower

OTHER:

SETTING:

sits opposite Memorial Hall across Boyer Ave on the south extension of the campus; located in a residential area near downtown commercial core.

SIGNIFICANCE STATEMENT:

Lawrence placed the chapel directly across Boyer Ave from the Memorial Building, the towers of both buildings forming a kind of gateway to the campus. Only a floor plan and bird's eye campus drawing exist to describe the design. It was designed as an element in the dormitory group. A chapel was repeatedly considered and deferred in favor of more pressing needs. In 1918 the President reported that Lawrence had designed a "Gothic" college church, but no drawings are known to exist of a Gothic design.

SOURCES/DOCUMENTS: Description (Location)

photos of 1908 presentation drawings of campus, plan & Bird's Eye view (EF Lawrence Collection, UO Library, Special Collections) Exhibit-quality

framed colored pencil bird's eye drawing of campus plan, apparently by EF Lawrence (Whitman College, see Larry Dodd, Penrose Library) Exhibit-quality

President's Annual Reports (Whitman College Penrose Library, Special Collections)

PUBLICATIONS:

Lawrence, EF, "The Architecture of the New Whitman College Campus", THE ARCHITECT AND ENGINEER, Jan 1909, p61-3

SHPO INVENTORY NO.:

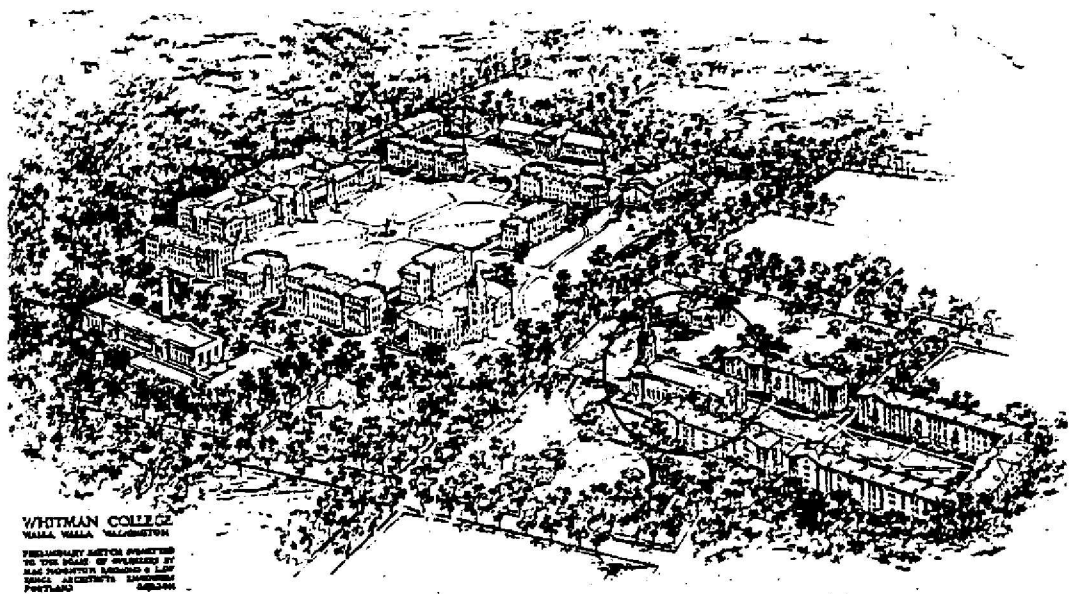
RESEARCH BY: M. Shellenbarger DATE: 08/01/88  
RECORDED BY: M. Shellenbarger DATE: 08/01/88

ELLIS LAWRENCE BUILDING INVENTORY

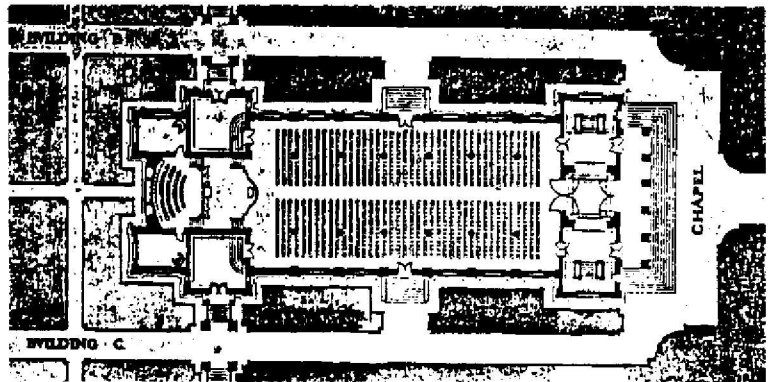
HISTORIC NAME: CHAPEL, Whitman College

GRAPHIC  
ILLUSTRATIONS

(See Sources/  
Documents on  
previous page)



WHITMAN COLLEGE  
WALLA WALLA, WASHINGTON  
PRELIMINARY SECTION PROMOTED  
TO THE SCALE OF WALLPAPER BY  
JAC. JOHNSON & CO. ARCHT.  
PACIFIC ARCHT. BUREAU  
PORTLAND, OREGON



OREGON INVENTORY OF HISTORIC PROPERTY  
ELLIS LAWRENCE BUILDING INVENTORY  
U N B U I L T F O R M  
COUNTY: Walla Walla

HISTORIC NAME: CIVIL & MECHANICAL ENGINEERING BLDG., Whitman College

COMMON NAME:

RESOURCE TYPE: Building  
STATUS: unbuilt project

CITY: Walla Walla Washington  
STREET: Whitman College Campus  
OWNER: Whitman College  
Walla Walla, Washington

LAWRENCE  
(JOB#) YEAR: ( ) 1908  
(JOB#) YEAR: ( )  
FIRST DATE: March 1908  
DESIGN BEG: March 1908  
DESIGN END: Nov. 1908

TOWNSHIP: 07N RANGE: 36E SECTION: 20

MAP#:

ADDITION:

ORIGINAL USE: college/classroom bldg.

BLOCK: LOT: QUAD:

THEMES: 20C Architecture, Education, Engineering

ARCHITECT: MacNaughton, Raymond and Lawrence CHIEF DESIGNER: E F Lawrence

STYLE: Georgian "somewhat colonial" (EF Lawrence use)

PLAN TYPE/SHAPE: rectangular (front long) +wings on two sides

ROOF FORM: low gable (6/12 max.) w/pediment dormer(s) STORIES: 3

PRIME WINDOW TYPE: multi-div., type unknown w/special rounded top

EXTERIOR SURFACE MATERIAL: brick, "stone" or terra cotta

DECORATIVE FEATURES:

white main floor sill course w/balusters at windows, cornice w/balustrade,  
window surround at ground & attic stories, keystones, entry pavilion w/columns

OTHER:

brick rustic quoins and ground floor, flat and round arches; wings flat roofed

SETTING:

college campus in residential neighborhood near commercial core; gently sloping  
site with stream.

SIGNIFICANCE STATEMENT:

Lawrence's 1908 campus plan included buildings indicative of the greater  
technical emphasis favored by the Board of Trustees at that time. Plans of all  
four floors exist, showing large rooms (lab, lecture room, drafting room,  
library) in the wings, and a central hall, smaller rooms, and 2 stairs in the  
middle portion. The Forestry-Irrigation Building is a twin in appearance. The  
design appears to have influenced Lawrence's Conservatory of Music Bldg and his  
work at the University of Oregon (especially Oregon, Commerce, Condon, Women's)

SOURCES/DOCUMENTS: Description (Location)

correspondence and photos of 1908 presentation drawings (EF Lawrence  
Collection, UO Library, Special Collections), photos Exhibit-quality

framed watercolor rendering of this building, probably by EF Lawrence, 16"x33",  
excellent condition (Penrose Library Special Collections) Exhibit-quality

Penrose, Stephen, WHITMAN, AN UNFINISHED STORY (Penrose Library Nw LD 6041  
.W62P4)

PUBLICATIONS:

Lawrence, EF, "The Architecture of the New Whitman College Campus", THE  
ARCHITECT AND ENGINEER, Jan 1909, p61-63.

SHPO INVENTORY NO.:

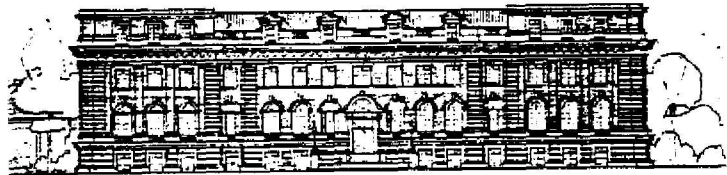
RESEARCH BY: M. Shellenbarger DATE: 07/25/88  
RECORDED BY: M. Shellenbarger DATE: 07/25/88

ELLIS LAWRENCE BUILDING INVENTORY

HISTORIC NAME: CIVIL & MECHANICAL ENGINEERING BLDG., Whitman College

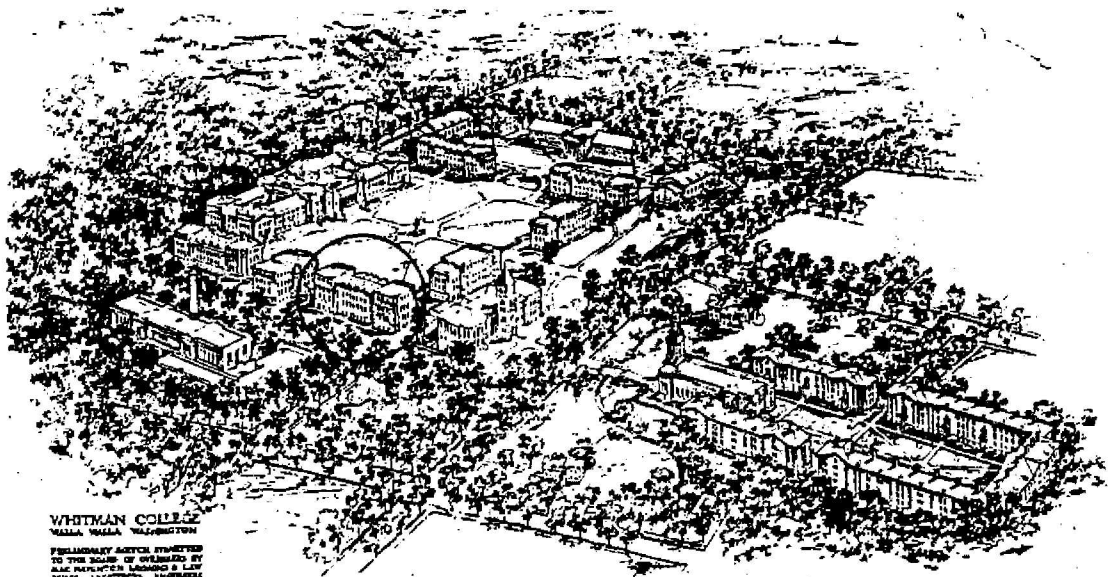
GRAPHIC  
ILLUSTRATIONS

(See Sources/  
Documents on  
previous page)



CIVIL & MECHANICAL ENGINEERING

MRS. J. H. LAWRENCE & COMPANY  
ARCHITECTS  
WALLA WALLA, WASH.



WHITMAN COLLEGE  
WALLA WALLA, WASHINGTON  
PRELIMINARY ARCHT. SKETCHES  
TO THE BOARD OF TRUSTEES BY  
SAS. JACOBUS LAWRENCE & CO.  
MRS. J. H. LAWRENCE & COMPANY  
PORTLAND, OREGON



OREGON INVENTORY OF HISTORIC PROPERTY  
ELLIS LAWRENCE BUILDING INVENTORY  
COUNTY: Walla Walla

**HISTORIC NAME:** CONSERVATORY OF MUSIC, Whitman College

**COMMON NAME:** OLD MUSIC, Whitman College  
**OTHER NAMES:** HALL OF MUSIC, Whitman College

**RESOURCE TYPE:** Building  
**STATUS:** built & survives

**LAWRENCE**

(JOB#) YEAR: ( ) 1909

(JOB#) YEAR: ( )

(JOB#) YEAR: ( )

**CITY:** Walla Walla Washington

**STREET:** Whitman campus, Boyer Ave.

**OWNER:** Whitman College  
Walla Walla, Washington

**FIRST DATE:** March 1908

**DESIGN BEG:** March 1909

**DESIGN END:** May 1909

**CONSTR BEG:** July 1909

**CONSTR END:** Febr. 1910

**TOWNSHIP:** 07N **RANGE:** 36E **SECTION:** 20

**MAP#:** **TAX LOT:** 07-36-20-41-0001

**ADDITION:**

**ORIGINAL USE:** College/Music facility

**BLOCK:** **LOT:** **QUAD:**

**PRESENT USE:** College/vacant

**ASSESSOR #:**

**SITE:** 1.0 acres, approx.

**THEMES:** 20C Architecture, Music, Education

**DATA BELOW IS ON LAWRENCE FIRM'S DESIGN AS-BUILT:**

**ARCHITECT:** MacNaughton, Raymond and Lawrence **CHIEF DESIGNER:** E F Lawrence  
**ENGINEERS & CONSULTANTS:**

Raymond (mechanical and electrical)

**CONTRACTORS:**

Denny Renton Clay & Coal Co., terra cotta

**ARTISTS & CRAFTSMEN:**

**STYLE:** Colonial Revival ("somewhat colonial" - EF Lawrence use)

**PLAN TYPE/SHAPE:** rectangular (front long) +rear wing

**FOUNDATION MATERIAL:** concrete **STORIES:** 3 **BASEMENT:** yes

**ROOF/MATERIAL:** low hip (6/12 max.) /

**WALL CONSTR:** brick (bearing) **STRUC.FRAME:** concrete frame

**PRIME WINDOW TYPE:** wood multi-pane double-hung

**EXTERIOR SURFACE MATERIAL:** brick, terra cotta

**DECORATIVE FEATURES/MATERIALS:**

red brick semicircular & flat arches; terra cotta water course, 1st floor flat arches, springers & keystones of brick arches, entry tympanum w/shell motif

**OTHER:**

wood cornice w/modillions & dental course; cast iron lamp standards at entrance; 3-level skylit lobby w/wood & plaster railings, molding, columns, scrolls, urns

**CONDITION:** good

**MOVED:** not moved

**ALTERATIONS/ADDITIONS (dated):**

2 ornamental walls removed from center of first floor of lobby (date unknown); alum storm windows on basement; added Bennett pipe organ to hall (1925).

**LANDSCAPE FEATURES:**

curved gravel entry drive, concrete entry steps, lawn with mature trees; streets on 2 sides.

## ELLIS LAWRENCE BUILDING INVENTORY

**HISTORIC NAME:** CONSERVATORY OF MUSIC, Whitman College

### **ASSOCIATED STRUCTURES:**

Lawrence's Prentiss Hall is adjacent.

### **SETTING:**

attractive campus lawn, trees, and red brick buildings, in residential area near downtown commercial core. Campus design by Lawrence, after John Olmstead.

### **SIGNIFICANCE OF LAWRENCE FIRM'S DESIGN:**

**EXTER.DETAILS/CRAFTSMANSHIP:** High-quality skilled work: some fine materials.

**INTER.DETAILS/CRAFTSMANSHIP:** Better than average workmanship and materials.

**EXTERIOR INTEGRITY:** Essentially intact as originally built.

**INTERIOR INTEGRITY:** Minor changes, but original character intact.

**SITE INTEGRITY:** Essentially intact as originally built.

**SETTING INTEGR:** Historic character & relationship of surroundings is intact.

### **SIGNIFICANCE STATEMENT:**

The Conservatory of Music was Lawrence's first building to receive national attention. It was chosen as the first of his Whitman College buildings because it was "the only building which can be constructed upon the basis of the building's paying for itself". The budget was strictly limited and a "plainly constructed" building was requested; when bids totalled somewhat more, Lawrence asked whether the budget must be held "regardless of the interior beauty and harmony of the building" and added that the next \$600 removed "will be the dearest \$600 that was ever removed from any building". None the less, its decoration is elaborate in comparison to his other Whitman work; and the lobby is one of Lawrence's most impressive spaces. It set the style which Lawrence had planned in his campus design and which he followed in his later work, influencing all subsequent campus building. Although vacant today, it is remarkably intact after 80 years and still an important campus landmark.

### **SOURCES/DOCUMENTS: Description (Location)**

watercolor rendering, 31" x 20", probably by EF Lawrence, excellent condition (Penrose Library Special Col.) Exhibit-quality

correspondence and photos (EF Lawrence Col., UO Library Special Collections);  
PORTLAND DAILY ABSTRACT, 5/10/09 p1

Board of Trustees Minutes and Dean AW Hendrick General Correspondence, 1907-1911, (Penrose Library, Special Collections)

PACIFIC BUILDER & ENGINEER 5/29/09 p18, 6/12/09 p240,

NORTHWEST ARCHITECT, Vol III #1, Nov. 1910, p12, "Trade Notes" (terra cotta)

Schneider, Lowell, interview by M. Shellenbarger, July 15 1988

### **PUBLICATIONS:**

NORTHWEST ARCHITECT, Nov. 1910 "Conservatory of Music..."; AMERICAN ARCHITECT, VCV #2005, May 27, 1914 "Conservatory of Music..."(incorrectly "Portland, Or.")

**SLIDE NO.:**

**RESEARCH BY:** M. Shellenbarger **DATE:** 07/21/88

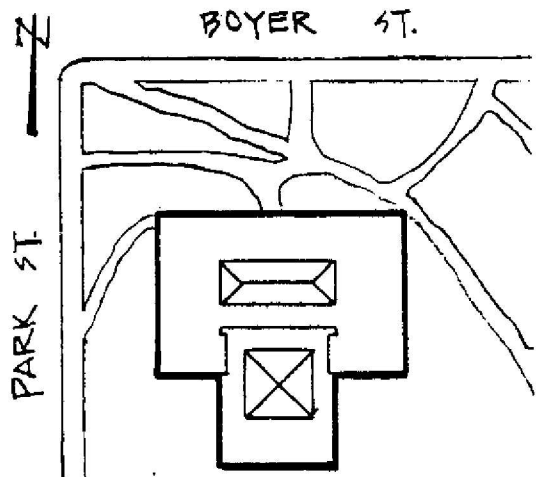
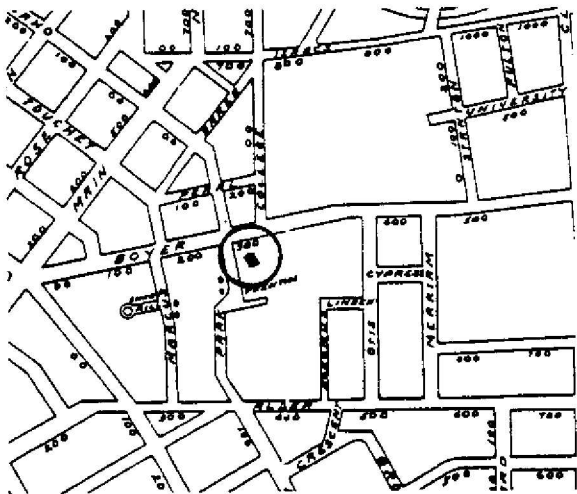
**SHPO INVENTORY NO.:**

**RECORDED BY:** M. Shellenbarger **DATE:** 07/21/88

ELLIS LAWRENCE BUILDING SURVEY  
HISTORIC NAME: CONSERVATORY OF MUSIC, Whitman College

RECENT PHOTO  
NEGATIVE #s:  
MS4-8, MS4-7

First # above  
is upper-right  
photo; second #  
is just below.  
If no # above,  
see sources at  
bottom of page.



HISTORIC PHOTO/OTHER GRAPHIC SOURCE: Lawrence Col. photos, UO Library

OREGON INVENTORY OF HISTORIC PROPERTY  
ELLIS LAWRENCE BUILDING INVENTORY  
UNBUILT FORM  
COUNTY: Walla Walla

HISTORIC NAME: ELECTRICAL ENGINEERING BUILDING, Whitman College

COMMON NAME:

RESOURCE TYPE: Building  
STATUS: unbuilt project

CITY: Walla Walla Washington  
STREET: Whitman College campus  
OWNER: Whitman College  
Walla Walla, Washington

LAWRENCE  
(JOB#) YEAR: ( ) 1908  
(JOB#) YEAR: ( )  
FIRST DATE: March 1908  
DESIGN BEG: March 1908  
DESIGN END: Nov. 1908

TOWNSHIP: 07N RANGE: 36E SECTION: 20

MAP#:

ADDITION:

ORIGINAL USE: college/classroom bldg.

BLOCK: LOT: QUAD:

THEMES: 20C Architecture, Education, Engineering  
ARCHITECT: MacNaughton, Raymond and Lawrence CHIEF DESIGNER: E F Lawrence  
STYLE: Georgian "somewhat colonial" (EF Lawrence use)  
PLAN TYPE/SHAPE: rectangular (front long) +wings on two sides  
ROOF FORM: essentially flat w/hip-roof wing(s) STORIES: 3  
PRIME WINDOW TYPE: multi-div., type unknown w/special rounded top  
EXTERIOR SURFACE MATERIAL: brick, "stone" or terra cotta  
DECORATIVE FEATURES:

white main-floor sill course w/balusters at windows, cornice w/balustrade,  
window surround at ground & attic stories, keystones, dual porches w/pediment

OTHER:

brick rustic quoins and ground floor, flat and round arches

SETTING:

college campus in residential neighborhood near commercial core; gently sloping  
site with stream.

SIGNIFICANCE STATEMENT:

Lawrence's 1908 campus plan included buildings indicative of the greater  
technical emphasis favored by the Board of Trustees at that time. Plans of all  
4 floors exist, showing one large room per wing floor (labs, lecture, library);  
center corridor, stairs, & classrooms in the middle section on the 2nd & 3rd  
floors; & a large central lab on 1 and 4. The planned Physics and Chemistry  
Building is a twin in appearance. Basic features of the design recur in all  
buildings of the 1908 plan, & later in Lawrence's designs for the U. of Oregon.

SOURCES/DOCUMENTS: Description (Location)

correspondence & photos of 1908 presentation drawings (EF Lawrence Collection,  
UO Library, Special Collections), photos Exhibit-quality

colored pencil bird's eye view of campus design apparently by EF Lawrence, Nov.  
1908 (Whitman College, see Larry Dodd, Penrose Library), Exhibit-quality.

Penrose, Stephen, WHITMAN, AN UNFINISHED STORY (Penrose Library Nw LD 6041  
.W62P4)

PUBLICATIONS:

Lawrence, EF, "The Architecture of the New Whitman College Campus", THE  
ARCHITECT AND ENGINEER, Jan 1909, p61-63.

SHPO INVENTORY NO.:


RESEARCH BY: M. Shellenbarger DATE: 07/29/88  
RECORDED BY: M. Shellenbarger DATE: 07/29/88

ELLIS LAWRENCE BUILDING INVENTORY


HISTORIC NAME: ELECTRICAL ENGINEERING BUILDING, Whitman College

GRAPHIC  
ILLUSTRATIONS

(See Sources/  
Documents on  
previous page)



ELECTRICAL ENGINEERING



WHITMAN COLLEGE  
WALLA WALLA, WASHINGTON  
PERSPECTIVE SKETCH SUBMITTED  
TO THE BUREAU OF PLANNING BY  
JACOB ROBERTSON, ARCHITECT & LAND  
SCAPE ARCHITECTURE ASSOCIATES  
PORTLAND, OREGON

OREGON INVENTORY OF HISTORIC PROPERTY  
ELLIS LAWRENCE BUILDING INVENTORY  
COUNTY: Walla Walla

HISTORIC NAME: FARMERS SAVINGS BANK, Alteration to Paine Building

COMMON NAME: Sterling Savings Association  
OTHER NAMES: Farmers & Merchants Bank  
Paine Building

RESOURCE TYPE: Building  
STATUS: total alteration

LAWRENCE  
(JOB#) YEAR: (0449) 1919

(JOB#) YEAR: ( )

(JOB#) YEAR: ( )

CITY: Walla Walla Washington  
STREET: 2 - 2 1/2 Main St.  
OWNER: Sterling Savings Assoc.  
N 120 Wall St., Spokane, WA 99201

FIRST DATE: Febr. 1919

DESIGN BEG: Oct. 1919

DESIGN END: Dec. 1919

CONSTR BEG: ? 1919

CONSTR END: ? 1919

LOSS DATE: ?

TOWNSHIP: 07N RANGE: 36E SECTION: 20

MAP#: TAX LOT: 07-36-20-77-1305

ADDITION: ORIGINAL USE: bank

BLOCK: LOT: QUAD: PRESENT USE: bank

ASSESSOR #: SITE: 0.1 acres, approx.

THEMES: 20C Architecture, Commercial

DATA BELOW IS ON LAWRENCE FIRM'S DESIGN AS-BUILT:

ARCHITECT: Lawrence and Holford  
ENGINEERS & CONSULTANTS:

CHIEF DESIGNER: prob.Holford

CONTRACTORS:

ARTISTS & CRAFTSMEN:

STYLE: Stripped Classical

PLAN TYPE/SHAPE: rectangular (sides long)

FOUNDATION MATERIAL:

ROOF/MATERIAL: /

WALL CONSTR:

PRIME WINDOW TYPE:

EXTERIOR SURFACE MATERIAL: ,

DECORATIVE FEATURES/MATERIALS:

marble floor and fronts to cashier's stations; simple moldings at ceiling  
perimeter, beam, and column capital; ornamental metal light fixtures & grills

OTHER:

STORIES:

BASEMENT:

STRUC.FRAME:

CONDITION:

MOVED:

ALTERATIONS/ADDITIONS (dated):

The interior by the Lawrence & Holford firm has been totally altered; date  
unknown.

LANDSCAPE FEATURES:

not applicable

ELLIS LAWRENCE BUILDING INVENTORY

HISTORIC NAME: FARMERS SAVINGS BANK, Alteration to Paine Building

ASSOCIATED STRUCTURES:

SETTING:

ground-floor bank in corner building at the principle downtown intersection

SIGNIFICANCE OF LAWRENCE FIRM'S DESIGN:

EXTER.DETAILS/CRAFTSMANSHIP:

INTER.DETAILS/CRAFTSMANSHIP: no longer survives

EXTERIOR INTEGRITY:

INTERIOR INTEGRITY:

SITE INTEGRITY:

SETTING INTEGR: Minor changes to character and relationship of surroundings.

SIGNIFICANCE STATEMENT:

The Farmers Savings Bank was a remodeling of an existing interior in the historic Paine Building, a 3-story brick and stucco building built in 1878-79 by Lennon & Henderson. Except for Lawrence's \$1,000 bill and other minor references in Lawrence's correspondence, the only known record of the design is an excellent historic photo, apparently taken shortly after construction. The design is straight-forward, with a mix of modern and traditional details. Nothing about the design appears to be particularly significant. William Holford, Lawrence's partner, was involved in the work in Walla Walla, and was probably the designer. Lawrence attempted for many years to establish clients in Walla Walla in addition to Whitman College. Except for the Anderson residence gates, the Farmers Savings Bank remodel was Lawrence's only built Walla Walla project which was not for Whitman College.

SOURCES/DOCUMENTS: Description (Location)

8x10 photo of bank interior, (EF Lawrence Collection, photos, University of Oregon Library, Special Collections) Exhibit-quality

correspondence & job bills (boxes 6 & 10 of EF Lawrence Collection, UO Library, Special Collections)

Lawrence, EF, letter to Directors, 1st Nat. Bank of Eugene refers to Farmers & Merchants Bank (Pliny Snodgrass file, Lane Co. Museum)

DAILY RECORD-ABSTRACT, Portland 2/10/19 p1.

PUBLICATIONS:

SLIDE NO.:

SHPO INVENTORY NO.:

RESEARCH BY: M. Shellenbarger DATE: 07/30/88

RECORDED BY: M. Shellenbarger DATE: 07/30/88

ELLIS LAWRENCE BUILDING SURVEY  
HISTORIC NAME: FARMERS SAVINGS BANK, Alteration to Paine Building

RECENT PHOTO  
NEGATIVE #s:

*First # above  
is upper-right  
photo; second #  
is just below.  
If no # above,  
see sources at  
bottom of page.*



HISTORIC PHOTO/OTHER GRAPHIC SOURCE: Lawrence Col. photos, UO Library



OREGON INVENTORY OF HISTORIC PROPERTY  
ELLIS LAWRENCE BUILDING INVENTORY  
UNBUILT FORM  
COUNTY:

HISTORIC NAME: FINE ARTS, ARCHITECTURE & ARCHEOLOGY BLDG., Whitman C

COMMON NAME:

RESOURCE TYPE: Building  
STATUS: unbuilt project

CITY: Walla Walla Washington  
STREET: Whitman College Campus  
OWNER: Whitman College  
Walla Walla, Washington

LAWRENCE  
(JOB#) YEAR: ( ) 1908  
(JOB#) YEAR: ( )  
FIRST DATE: 1908  
DESIGN BEG: March 1908  
DESIGN END: Nov. 1908

TOWNSHIP: 07N RANGE: 36E SECTION: 20

MAP#:

ADDITION:

ORIGINAL USE: college/classroom bldg

BLOCK:

LOT:

QUAD:

THEMES: 20C Architecture, Education, Fine/Applied Arts

ARCHITECT: MacNaughton, Raymond and Lawrence CHIEF DESIGNER: E F Lawrence

STYLE: Georgian "somewhat colonial" (EF Lawrence use)

PLAN TYPE/SHAPE: rectangular (front long) +wings on two sides

ROOF FORM: low gable (6/12 max.) w/pediment dormer(s) STORIES: 3

PRIME WINDOW TYPE: multi-div., type unknown w/special rounded top

EXTERIOR SURFACE MATERIAL: brick, "stone" or terra cotta

DECORATIVE FEATURES:

white main floor sill course w/balusters at windows, cornice w/balustrade,  
window surround at ground & attic stories, keystones, entry pavilion w/columns

OTHER:

brick rustic quoins and ground floor, flat and round arches; wings flat-roofed

SETTING:

college campus in residential neighborhood near commercial core; gently sloping  
site with stream

SIGNIFICANCE STATEMENT:

This building, the Biology/Forestry building, and the Academic Bldg are all the  
same in appearance as the Civil & Mechanical Engineering Building - which was  
the only one of the four developed in much detail (see description). The  
location of the Fine Arts/Architecture Building adjacent to the auditorium and  
museum in Lawrence's 1908 campus plan was an organization which he later  
repeated in designs for the University of Oregon. Architectural qualities of  
these 4 buildings also influenced the U of O work.

SOURCES/DOCUMENTS: Description (Location)

correspondence & photos of 1908 presentation drawings (EF Lawrence Col., UO  
Library, Special Collections), photos Exhibit-quality

framed watercolor rendering of similar Civil & Mechanical Engineering Building,  
probably by EF Lawrence (Penrose Library Special Collections), Exhibit-quality

PUBLICATIONS:

Lawrence, EF, "the Architecture of the New Whitman College Campus", THE  
ARCHITECT AND ENGINEER, Jan 1909, p61-63

SHPO INVENTORY NO.:

RESEARCH BY: M. Shellenbarger

DATE: 08/01/88

RECORDED BY: M. Shellenbarger

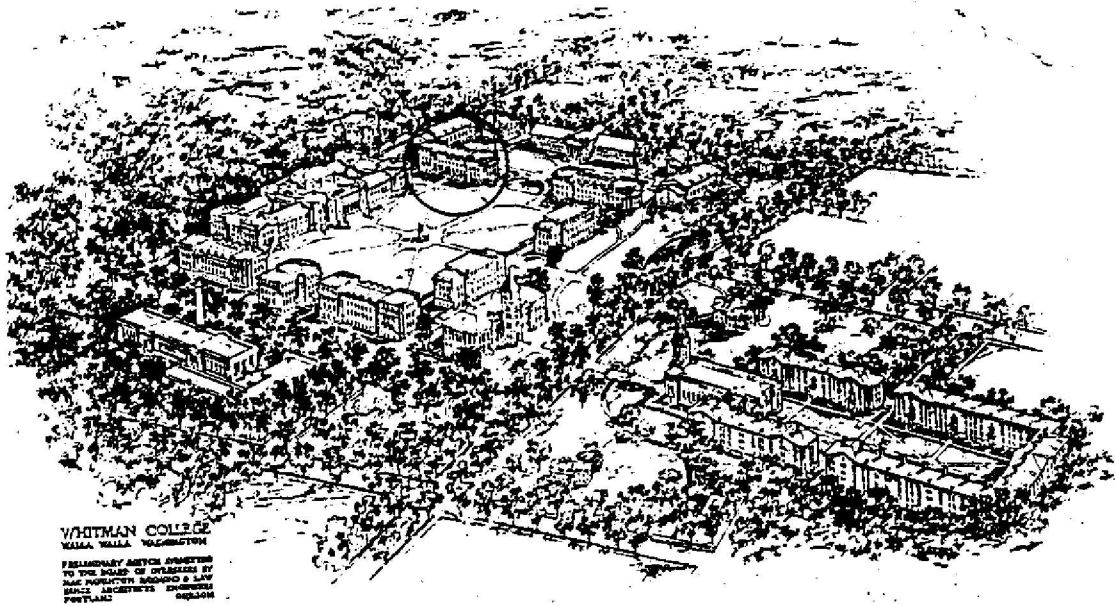
DATE: 08/01/88

ELLIS LAWRENCE BUILDING INVENTORY

HISTORIC NAME: FINE ARTS, ARCHITECTURE & ARCHEOLOGY BLDG., Whitman C

GRAPHIC  
ILLUSTRATIONS

*(See Sources/  
Documents on  
previous page)*



WHITMAN COLLEGE  
WALLA WALLA WASHINGTON  
Preliminary sketch submitted  
to the Board of Trustees by  
W. H. HARRIS, ARCHITECT & LAND  
SCAPE ARCHITECT, PORTLAND  
OREGON

OREGON INVENTORY OF HISTORIC PROPERTY  
ELLIS LAWRENCE BUILDING INVENTORY  
UNBUILT FORM  
COUNTY:

HISTORIC NAME: FORESTRY-IRRIGATION & BIOLOGY-SANITATION B., Whitman

COMMON NAME:

RESOURCE TYPE: Building  
STATUS: unbuilt project

CITY: Walla Walla Washington  
STREET: Whitman College Campus  
OWNER: Whitman College  
Walla Walla, Washington

LAWRENCE  
(JOB#) YEAR: ( ) 1908  
(JOB#) YEAR: ( )  
FIRST DATE: March 1908  
DESIGN BEG: March 1908  
DESIGN END: Nov. 1908

TOWNSHIP: 07N RANGE: 36E SECTION: 20

MAP#:

ADDITION:

ORIGINAL USE: college/classroom bldg.

BLOCK: LOT: QUAD:

THEMES: 20C Architecture, Education, Logging  
ARCHITECT: MacNaughton, Raymond and Lawrence CHIEF DESIGNER: E F Lawrence  
STYLE: Georgian "somewhat colonial" (EF Lawrence use)  
PLAN TYPE/SHAPE: rectangular (front long) +wings on two sides  
ROOF FORM: low gable (6/12 max.) w/pediment dormer(s) STORIES: 3  
PRIME WINDOW TYPE: multi-div., type unknown w/special rounded top  
EXTERIOR SURFACE MATERIAL: brick, "stone" or terra cotta  
DECORATIVE FEATURES:

white main floor sill course w/balusters at windows, cornice w/balustrade,  
window surround at ground & attic stories, keystones, entry pavilion w/columns.

OTHER:

brick rustic quoins and ground floor, flat and round arches; wings flat roofed

SETTING:

college campus in residential neighborhood near commercial core  
gently sloping site with stream.

SIGNIFICANCE STATEMENT:

Lawrence's 1908 campus plan includes buildings indicative of the greater  
technical emphasis favored by the Board of Trustees at that time. An elevation  
and campus bird's eye view exist, but not plans; it's appearance is the same as  
the Civil & Mechan. Engineering Building for which plan & exterior perspective  
exist, and the Fine Arts... and the Academic Buildings. The design appears to  
have influenced Lawrence's Conservatory of Music Building and his work at the  
University of Oregon (especially Oregon, Commerce, Condon, & Womens Buildings).

SOURCES/DOCUMENTS: Description (Location)

photos of 1908 elevation and campus design renderings (EF Lawrence Col., UO  
Library, Special Collections) Exhibit-quality

correspondence with Dean Hendricks (EF Lawrence Col., box 6, UO Library,  
Special Collections)

Penrose, Stephen, WHITMAN, AN UNFINISHED STORY, (Penrose Library Nw LD 6041  
.W62P4)

PUBLICATIONS:

Lawrence, EF, "The Architecture of the New Whitman College Campus", THE  
ARCHITECT AND ENGINEER, Jan 1909, p61-63.

SHPO INVENTORY NO.:

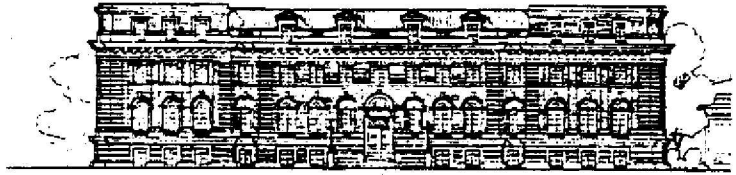
RESEARCH BY: M. Shellenbarger DATE: 07/25/88  
RECORDED BY: M. Shellenbarger DATE: 07/25/88

ELLIS LAWRENCE BUILDING INVENTORY

HISTORIC NAME: FORESTRY-IRRIGATION & BIOLOGY-SANITATION B., Whitman


GRAPHIC  
ILLUSTRATIONS

(See Sources/  
Documents on  
previous page)

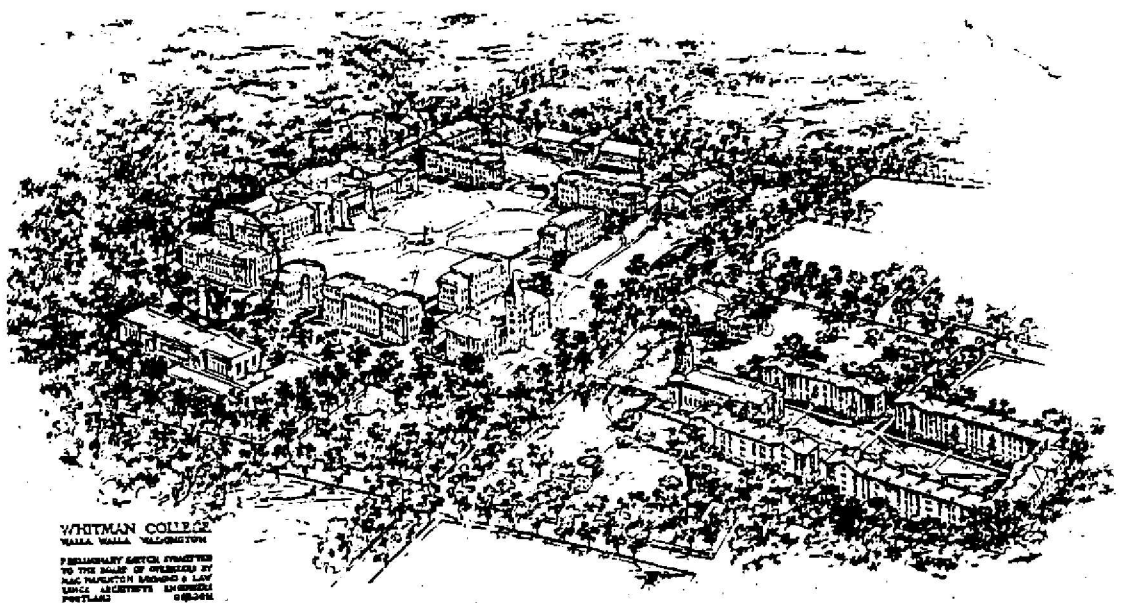


FORESTRY-IRRIGATION & BIOLOGY-SANITATION

WHITMAN COLLEGE  
WALLA WALLA  
WASHINGTON



FORESTRY-IRRIGATION & BIOLOGY-SANITATION



WHITMAN COLLEGE  
WALLA WALLA WASHINGTON

PRELIMINARY SKETCH SUBMITTED  
TO THE BOARD OF OVERSEERS BY  
RAC WALKER ARCHITECT & LAND  
ENGINEER PORTLAND OREGON

OREGON INVENTORY OF HISTORIC PROPERTY  
ELLIS LAWRENCE BUILDING INVENTORY  
COUNTY: Walla Walla

HISTORIC NAME: GREEN COTTAGE, alterations, Whitman College

COMMON NAME:

OTHER NAMES: Dun Moven  
College Infirmary  
Bratton House

RESOURCE TYPE: Building  
STATUS: razed

LAWRENCE  
(JOB#) YEAR: (0364) 1916

(JOB#) YEAR: ( )

(JOB#) YEAR: ( )

FIRST DATE: Aug. 1916

DESIGN BEG: 1916

DESIGN END: Sept. 1916

CONSTR BEG: July 1916

CONSTR END: 1916

LOSS DATE: 1962

ORIGINAL USE: college/dormitory

PRESENT USE: no longer exists

SITE: acres, approx.

CITY: Walla Walla Washington  
STREET: 7 College Ave.  
OWNER: Whitman College

TOWNSHIP: 07N RANGE: 36E SECTION: 20

MAP#: TAX LOT: 07-36-20-14-0002

ADDITION:

BLOCK: LOT: QUAD: ORIGINAL USE:

ASSESSOR #:

THEMES: 20C Architecture, Education

DATA BELOW IS ON LAWRENCE FIRM'S DESIGN AS-BUILT:

ARCHITECT: Lawrence & Holford, Assoc. Arch. CHIEF DESIGNER:  
ENGINEERS & CONSULTANTS:

CONTRACTORS:

J. A. McLean "and others" (from Bd. of Trustees Minutes 7/1/16)

ARTISTS & CRAFTSMEN:

STYLE: unknown

PLAN TYPE/SHAPE:

FOUNDATION MATERIAL:

ROOF/MATERIAL: /

WALL CONSTR:

PRIME WINDOW TYPE:

EXTERIOR SURFACE MATERIAL: ,

DECORATIVE FEATURES/MATERIALS:

unknown

STORIES:

BASEMENT:

STRUC.FRAME:

OTHER:

type of alterations is unknown; the number of accommodations was increased from 14 to 18.

CONDITION:

MOVED:

ALTERATIONS/ADDITIONS (dated):

became residence for Dr. & Mrs. S.B.L. Penrose (1935); became Bratton House (1949); became College Infirmary (1952)

LANDSCAPE FEATURES:

ELLIS LAWRENCE BUILDING INVENTORY

HISTORIC NAME: GREEN COTTAGE, alterations, Whitman College

**ASSOCIATED STRUCTURES:**

buildings of the Whitman College Campus

**SETTING:**

college campus in residential neighborhood near downtown commercial core

**SIGNIFICANCE OF LAWRENCE FIRM'S DESIGN:**

EXTER.DETAILS/CRAFTSMANSHIP:

INTER.DETAILS/CRAFTSMANSHIP:

EXTERIOR INTEGRITY:

INTERIOR INTEGRITY:

SITE INTEGRITY:

SETTING INTEGR:

**SIGNIFICANCE STATEMENT:**

Green Cottage was a former residence, purchased by Whitman College in 1899, that predated Lawrence's buildings on the Whitman College campus. It sat on the campus at the corner of Isaacs Ave. and College Ave., and was serving as a women's dormitory in August 1916, when Lawrence billed for \$60 for alterations to it which had been authorized by the Board of Trustees "up to the sum of \$5000". The nature of the alterations is not known, but accommodations for women students in it were increased from 14 to 18. After other uses as a residence, Bratton House, and infirmary it was razed and the Hall of Science was built on the site in 1963. Little significance is attached to Lawrence's alterations, architecturally or otherwise.

**SOURCES/DOCUMENTS: Description (Location)**

Board of Trustees Minutes, July 1, 1916 (Whitman College, Penrose Library, Special Collections)

bills dated Aug. 1 and Oct 1 of 1916, and Master Index in EF Lawrence Collection, (UO Library, Special Collections)

Walla Walla City Directories, 1921 through 1953.

Whitman College Catalogues, 1909 through 1931, "Green Cottage" listings

card index to campus buildings, "Green Cottage" (Penrose Library, Special Col.)

**PUBLICATIONS:**

SLIDE NO.:

SHPO INVENTORY NO.:

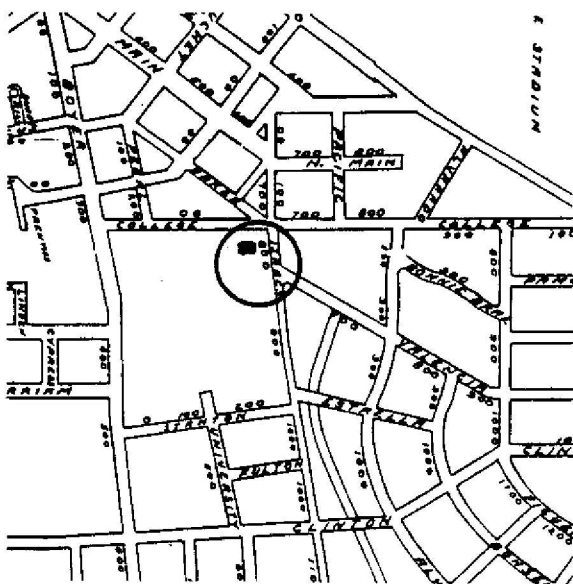
RESEARCH BY: M. Shellenbarger DATE: 08/05/88

RECORDED BY: M. Shellenbarger DATE: 09/20/88

ELLIS LAWRENCE BUILDING SURVEY  
HISTORIC NAME: GREEN COTTAGE, alterations, Whitman College

RECENT PHOTO  
NEGATIVE #s:

*First # above  
is upper-right  
photo; second #  
is just below.  
If no # above,  
see sources at  
bottom of page.*



HISTORIC PHOTO/OTHER GRAPHIC SOURCE:

OREGON INVENTORY OF HISTORIC PROPERTY  
ELLIS LAWRENCE BUILDING INVENTORY  
UNBUILT FORM  
COUNTY: Walla Walla

HISTORIC NAME: LIBRARY, Whitman College

COMMON NAME: W.H. GRAY LIBRARY & HISTORICAL MUSEUM RESOURCE TYPE: Building  
STATUS: unbuilt project

CITY: Walla Walla Washington  
STREET: Whitman College Campus  
OWNER: Whitman College  
Walla Walla, Washington

(JOB#) YEAR: ( ) 1920  
(JOB#) YEAR: ( )  
FIRST DATE: March 1911  
DESIGN BEG: March 1911  
DESIGN END: 1934

TOWNSHIP: 07N RANGE: 36E SECTION: 20

MAP#:

ADDITION:

ORIGINAL USE: college/library

BLOCK: LOT: QUAD:

THEMES: 20C Architecture, Education

ARCHITECT: Ellis F. Lawrence, Architect

CHIEF DESIGNER: E F Lawrence

STYLE: Colonial (1910-1935)

PLAN TYPE/SHAPE: rectangular (front long)

ROOF FORM:

STORIES:

PRIME WINDOW TYPE:

EXTERIOR SURFACE MATERIAL: brick, "stone" or terra cotta

DECORATIVE FEATURES:

unknown

OTHER:

SETTING:

college campus in residential area near downtown commercial core; site slopes gently.

SIGNIFICANCE STATEMENT:

After Lawrence's 1908 campus plan, he prepared 3 preliminary library designs for the site where Penrose Library was built in 1957: In 1911-12, a combination library & historical museum was to be a memorial to W. H. Gray. In 1920 plans and perspective of a 150' x 90' building were submitted for funding from the Carnegie Corporation. In 1934 a similar proposal (176" x 84') was made to the Public Works Administration (Docket #2416). None of these were funded. Only a sketch plan and brief verbal descriptions are known to exist of the 3 schemes.

SOURCES/DOCUMENTS: Description (Location)

Dodd, Lawrence L., WHITMAN COLLEGE LIBRARY, 1981, p.15 (Penrose Library, Whitman College)

Misc. correspondence (EF Lawrence Collection, UO Library, Special Collections)

Penrose Papers and President's Annual Reports (Penrose Library, Whitman College, Special Collections)

PUBLICATIONS:

SHPO INVENTORY NO.:

RESEARCH BY: M. Shellenbarger

DATE: 07/29/88

RECORDED BY: M. Shellenbarger

DATE: 07/29/88





OREGON INVENTORY OF HISTORIC PROPERTY  
ELLIS LAWRENCE BUILDING INVENTORY  
COUNTY: Walla Walla

HISTORIC NAME: LYMAN HOUSE, Whitman College

COMMON NAME:

OTHER NAMES: Men's Dormitory, Whitman College  
Boy's Dormitory, Whitman College

RESOURCE TYPE: Building  
STATUS: built & survives

LAWRENCE

(JOB#) YEAR: (1526) 1923

(JOB#) YEAR: ( )

(JOB#) YEAR: ( )

FIRST DATE: 1916

DESIGN BEG: Aug. 1922

DESIGN END: Oct. 1922

CONSTR BEG: Jan. 1923

CONSTR END: Oct. 1923

LOSS DATE:

ORIGINAL USE: college/dormitory

PRESENT USE: college/dormitory

SITE: 1.0 acres, approx.

CITY: Walla Walla Washington  
STREET: Stanton Street  
OWNER: Whitman College  
Walla Walla, Washington

TOWNSHIP: 07N RANGE: 36E SECTION: 20

MAP#: TAX LOT: 07-36-20-14-0002

ADDITION:

BLOCK: LOT: QUAD: ORIGINAL USE:

ASSESSOR #: PRESENT USE:

THEMES: 20C Architecture, Education

DATA BELOW IS ON LAWRENCE FIRM'S DESIGN AS-BUILT:

ARCHITECT: Lawrence and Holford  
ENGINEERS & CONSULTANTS:

CHIEF DESIGNER: E F Lawrence

CONTRACTORS:

O. D. Keene, Seattle, (general contract); G. H. Sutherlin Co., Walla Walla,  
(heating); NePage McKenny Co., Portland & Seattle (wiring).

ARTISTS & CRAFTSMEN:

STYLE: Colonial (1910-1935)

PLAN TYPE/SHAPE: rectangular (front long) +wings on two sides

FOUNDATION MATERIAL: concrete

STORIES: 2.5 BASEMENT: yes

ROOF/MATERIAL: gambrel w/mansard wings w/inset shed dormers/Wood shingles

WALL CONSTR: brick (bearing)

STRUC.FRAME: nailed wood frame

PRIME WINDOW TYPE: wood mul-pane db.hung & casemt w/spec.oriel, rounded

EXTERIOR SURFACE MATERIAL: brick,

DECORATIVE FEATURES/MATERIALS:

wood cresting on mansard wings; 6 varied decorated entrances with wood benches,  
pilasters, balconies, broken scroll pediment, cornice arches & gables, etc.

OTHER:

wrought iron balconies; wood hooded dormers with round window and urns; brick  
pattern in typanum of ground floor arches; stucco swags, wreath & ribbons

CONDITION: good

MOVED: not moved

ALTERATIONS/ADDITIONS (dated):

compos. shingles replaced wood; kitchen add.(1962); iron fire escapes removed;  
many interior finishes: susp. acous clgs, sheet paneling, & flush doors typical

LANDSCAPE FEATURES:

fronts on main central campus yard, with mature trees. Street at rear.

## ELLIS LAWRENCE BUILDING INVENTORY

**HISTORIC NAME:** LYMAN HOUSE, Whitman College

### **ASSOCIATED STRUCTURES:**

joined by other buildings around main central campus yard

### **SETTING:**

attractive campus lawn, trees, and red brick buildings, in residential area near downtown commercial core. Campus design by Lawrence, after John Olmstead.

### **SIGNIFICANCE OF LAWRENCE FIRM'S DESIGN:**

**EXTER.DETAILS/CRAFTSMANSHIP:** Better than average workmanship and materials.

**INTER.DETAILS/CRAFTSMANSHIP:** Better than average workmanship and materials.

**EXTERIOR INTEGRITY:** Minor changes, but original character intact.

**INTERIOR INTEGRITY:** Moderate changes; some original character remains.

**SITE INTEGRITY:** Minor changes, but original character intact.

**SETTING INTEGR:** Minor changes to character and relationship of surroundings.

### **SIGNIFICANCE STATEMENT:**

In 1921, Whitman had no dormitory for men & depended upon Fraternity housing. An organization of alumni and overseers built the dorm and leased it to the college. It is named for William Denison Lyman, a member of the faculty for 30 years. The dorm is built on the "cottage plan" as promoted by Penrose, in which the dorm was sectioned into 5 separate units organized vertically; ground floor public spaces are shared. The units are now joined by removing the walls which sectioned the central corridor. This organization was similar to Lawrence's earlier women's dorms at the University of Oregon. It did not seem to promote good conduct, and reports of bad conduct and abuse of the building prompted calls for greater supervision of the dorm. It remains however today in good condition and most aspects of the original plan are still intact, unlike the University of Oregon dorms. Its presence on the central lawn is quietly impressive and forms an important historic image of the campus.

### **SOURCES/DOCUMENTS: Description (Location)**

historic photos, (Penrose Library Special Collections), Exhibit-quality.

blueprints of 8 construction drawings, drawn by Allyn and "D" (Physical Plant Offices, Whitman College)

PACIFIC BUILDER & ENGINEER, 8/20/22 p8, 11/3/22 p6, 11/10/22 p4, 11/17/22 p7, 11/24/22 p21, 12/8/22 p8, 12/15/2 p8.

bills, photos, & photos of renderings, (Lawrence Col, UO Library, Special Col.)

President's Annual Reports & Bd. of Trustees Minutes (Penrose Library, Whitman)

DAILY RECORD-ABSTRACT, Portland, 11/4/22p1, 11/18/22p1, 12/12/22p1, 1/10/23p1.

### **PUBLICATIONS:**

ARCHITECT & ENGINEER, May 1924, p99 (2 renderings by Truman Phillips)

**SLIDE NO.:**

**SHPO INVENTORY NO.:**

**RESEARCH BY:** M. Shellenbarger **DATE:** 07/20/88

**RECORDED BY:** M. Shellenbarger **DATE:** 07/20/88

OREGON INVENTORY OF HISTORIC PROPERTY  
ELLIS LAWRENCE BUILDING INVENTORY  
U N B U I L T F O R M  
COUNTY: Walla Walla

HISTORIC NAME: MEN'S DORMITORIES, Whitman College

COMMON NAME:

RESOURCE TYPE: Building  
STATUS: unbuilt project

CITY: Walla Walla Washington  
STREET: Whitman College south campus  
OWNER: Whitman College  
Walla Walla, Washington

LAWRENCE  
(JOB#) YEAR: ( ) 1908  
(JOB#) YEAR: ( )  
FIRST DATE: March 1908  
DESIGN BEG: March 1908  
DESIGN END: Nov. 1908

TOWNSHIP: 07N RANGE: 36E SECTION: 20

MAP#:

ADDITION:

ORIGINAL USE: college/dormitory

BLOCK: LOT: QUAD:

THEMEs: 20C Architecture, Education

ARCHITECT: MacNaughton, Raymond and Lawrence CHIEF DESIGNER: E F Lawrence

STYLE: Colonial Revival "somewhat colonial" (EF Lawrence use)

PLAN TYPE/SHAPE: "U"-shaped

ROOF FORM: low hip w/cross gables w/gabled dormer(s) STORIES: 3

PRIME WINDOW TYPE: multi-div., type unknown

EXTERIOR SURFACE MATERIAL: brick,

DECORATIVE FEATURES:

multiple chimneys; entry porticos and other detail presumably colonial in style

OTHER:

Three buildings, arranged in U-shape overall, adjacent to planned chapel

SETTING:

college campus in residential neighborhood near commercial core; gently sloping site with stream

SIGNIFICANCE STATEMENT:

The location and general nature of this unbuilt design was followed in Lawrence's 1926 Prentiss Hall dormitory for women, but the men's dormitory (Lyman House) was built on the main quadrangle. All these dorms followed the unusual "cottage plan" of rooms organized vertically into separate houses accessible by stairs, rather than the more familiar horizontal corridor organization. This may be historically significant.

SOURCES/DOCUMENTS: Description (Location)

photos of presentation main floor plan (EF Lawrence Col., UO Library, Spec. Col.) Exhibit-quality

correspondence with Dean Hendricks (EF Lawrence Col., UO Library, Special Collections)

colored-pencil rendering bird's eye view of campus, apparently by EF Lawrence (Whitman College, see Larry Dodd, Penrose Library)

PUBLICATIONS:

Lawrence, EF, "The Architecture of the New Whitman College Campus", THE ARCHITECT AND ENGINEER, Jan 1909, p61-63

SHPO INVENTORY NO.:

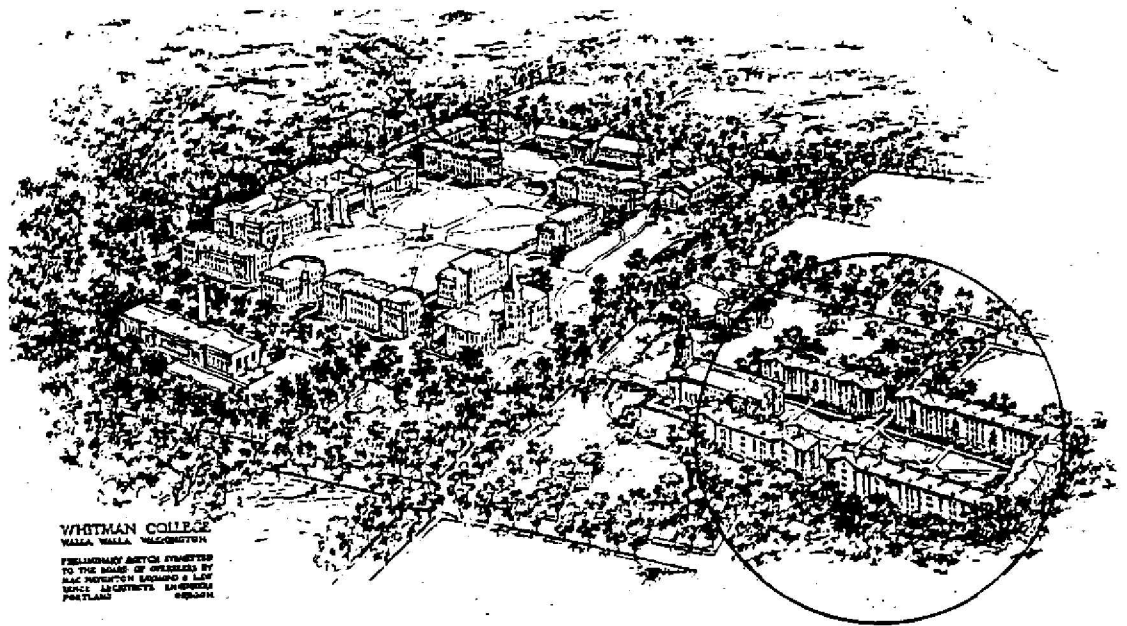
RESEARCH BY: M. Shellenbarger DATE: 07/29/88  
RECORDED BY: M. Shellenbarger DATE: 07/29/88

ELLIS LAWRENCE BUILDING INVENTORY

HISTORIC NAME: MEN'S DORMITORIES, Whitman College

GRAPHIC  
ILLUSTRATIONS

*(See Sources/  
Documents on  
previous page)*



OREGON INVENTORY OF HISTORIC PROPERTY  
ELLIS LAWRENCE BUILDING INVENTORY  
UNBUILT FORM  
COUNTY: Walla Walla

HISTORIC NAME: MEN'S GYMNASIUM, Whitman College

COMMON NAME: Gymnasium, Whitman College

RESOURCE TYPE: Building  
STATUS: unbuilt project

CITY: Walla Walla Washington  
STREET: Whitman College campus  
OWNER: Whitman College  
Walla Walla, Washington

LAWRENCE  
(JOB#) YEAR: ( ) 1908  
(JOB#) YEAR: ( )  
FIRST DATE: March 1908  
DESIGN BEG: March 1908  
DESIGN END: Nov. 1908

TOWNSHIP: 07N RANGE: 36E SECTION: 20

MAP#:

ADDITION:

ORIGINAL USE: college/gymnasium

BLOCK: LOT: QUAD:

THEMEs: 20C Architecture, Education, Recreation

ARCHITECT: MacNaughton, Raymond and Lawrence CHIEF DESIGNER: E F Lawrence

STYLE: Georgian "somewhat colonial" (EF Lawrence use)

PLAN TYPE/SHAPE: rectangular (front long) +wings on two sides

ROOF FORM: low gable (6/12 max.) w/hooded dormer(s) STORIES: 2

PRIME WINDOW TYPE: multi-div., type unknown w/special round

EXTERIOR SURFACE MATERIAL: brick, "stone" or terra cotta

DECORATIVE FEATURES:

white string courses, keystones, roof trim, spire, and porch; brick pilasters,  
and diaper-pattern panels

OTHER:

SETTING:

college campus in residential neighborhood near commercial core; gently sloping  
site with stream depressed behind gym

SIGNIFICANCE STATEMENT:

Setting a pattern which Lawrence would follow in later campus designs, he has  
located the gymnasium in the "secondary campus" apart from the main quadrangle  
of academic buildings. The placement of the swimming pool on the ground level  
makes effective use of the slope down to the stream. A Women's Gym was located  
symmetrically with the Men's Gym and duplicated its exterior appearance. (See  
1908 Campus Site Plan & bird's eye). Though smaller & simpler, this gym appears  
to have influenced Lawrence's Women's Building at the U. of Oregon (built 1919)

SOURCES/DOCUMENTS: Description (Location)

correspondence & photos of 1908 presentation drawings, including floor plans,  
(EF Lawrence Col., UO Library, Special Collections) photos exhibit-quality

framed colored pencil birdseye drawing of campus, apparently by EF Lawrence  
(Whitman College, see Larry Dodd, Penrose Library) Exhibit-quality

PUBLICATIONS:

Lawrence, EF, "The Architecture of the New Whitman College Campus", THE  
ARCHITECT AND ENGINEER, Jan 1909, p61-63

SHPO INVENTORY NO.:

RESEARCH BY: M. Shellenbarger DATE: 07/29/88  
RECORDED BY: M. Shellenbarger DATE: 07/29/88

ELLIS LAWRENCE BUILDING INVENTORY

HISTORIC NAME: MEN'S GYMNASIUM, Whitman College

GRAPHIC  
ILLUSTRATIONS

(See Sources/  
Documents on  
previous page)




STANDARD  
FIRST FLOOR

WHITMAN COLLEGE  
WALLA WALLA WASHINGTON  
PRELIMINARY SKETCHES  
PREPARED BY THE ARCHITECT  
FOR THE BOARD OF TRUSTEES  
OF WHITMAN COLLEGE  
1911

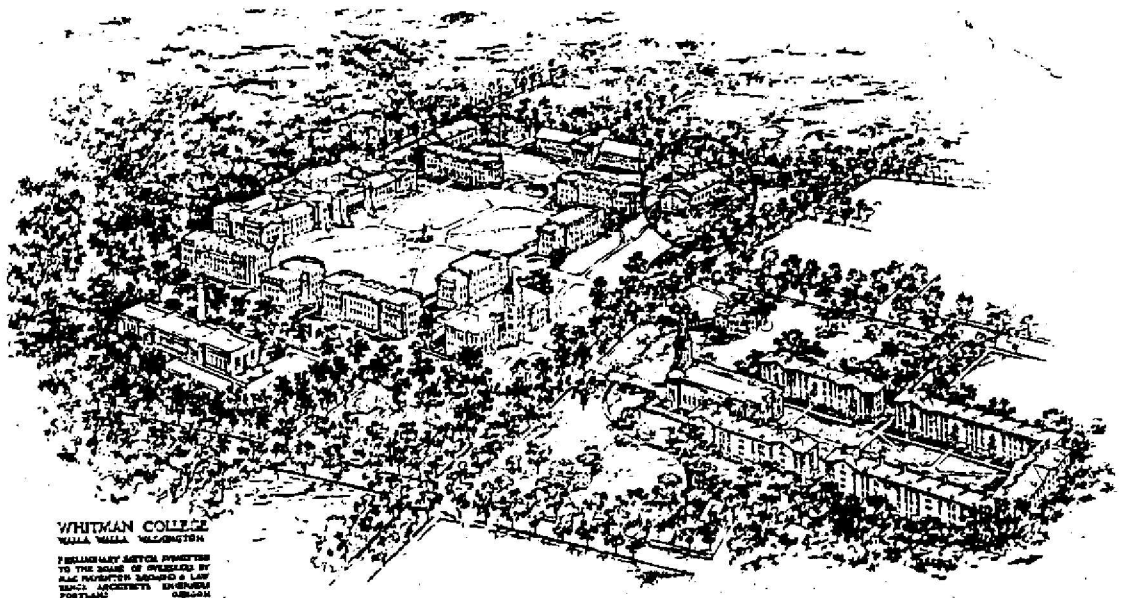


STANDARD  
SECOND FLOOR



REAR ELEVATION

THE GYMNASIUM  
FRONT ELEVATION



WHITMAN COLLEGE  
WALLA WALLA WASHINGTON  
PRELIMINARY ARTIST'S SKETCHES  
TO THE BOARD OF TRUSTEES BY  
ALC. HANSEN, ARCHITECT & LAND  
SCAPE ARCHITECT, PORTLAND  
OREGON

OREGON INVENTORY OF HISTORIC PROPERTY  
ELLIS LAWRENCE BUILDING INVENTORY  
UNBUILT FORM  
COUNTY: Walla Walla

HISTORIC NAME: MINING & GEOLOGY BUILDING, Whitman College

COMMON NAME: MINING ENGINEERING & GEOLOGY BLDG.      RESOURCE TYPE: Building  
STATUS: unbuilt project  
CITY: Walla Walla      Washington      LAWRENCE  
STREET: Whitman College campus      (JOB#) YEAR: (      ) 1908  
OWNER: Whitman College      (JOB#) YEAR: (      )  
Walla Walla, Washington      FIRST DATE: March 1908  
DESIGN BEG: March 1908  
DESIGN END: Nov. 1908

TOWNSHIP: 07N      RANGE: 36E      SECTION: 20

MAP#:

ADDITION:

ORIGINAL USE: college/classroom bldg

BLOCK:

LOT:

QUAD:

THEMEs: 20C Architecture, Education, Mining

ARCHITECT: MacNaughton, Raymond and Lawrence      CHIEF DESIGNER: E F Lawrence

STYLE: Georgian      "somewhat colonial" (EF Lawrence use"

PLAN TYPE/SHAPE: rectangular (sides long)

ROOF FORM: low hip (6/12 max.)

STORIES: 3

PRIME WINDOW TYPE: pair multi-pane casement w/special rounded top

EXTERIOR SURFACE MATERIAL: brick, "stone" or terra cotta

DECORATIVE FEATURES:

white main floor sill course w/balusters at windows, cornice w/modillions,  
keystones, monumental entry pavilion w/columns & pediment, balcony & shield

OTHER:

brick rustic quoins and ground floor, flat and round arches

SETTING:

college campus in residential neighborhood near commercial core; gently  
sloping site with stream

SIGNIFICANCE STATEMENT:

Lawrence's 1908 campus plan includes buildings indicative of the greater  
technical emphasis favored by the Bd. of Trustees at that time. Plans show  
laboratories and a mining museum and library in the rear portion, with class  
rooms, offices, and smaller labs in the front portion. The design appears to  
have influenced Lawrence's design for the Conservatory of Music, which is much  
less monumental.

SOURCES/DOCUMENTS: Description (Location)

photos of 1908 presentation drawings (EF Lawrence Col., UO Library, Special  
Collections) Exhibit-quality

correspondence with Dean Hendricks (EF Lawrence Col., box 6, UO Library,  
Special Collections)

Penrose, Stephen, WHITMAN, AN UNFINISHED STORY, Penrose Library Nw 6041 .W62P4

PUBLICATIONs:

Lawrence, EF, "The Architecture of the New Whitman College Campus", THE  
ARCHITECT AND ENGINEER, Jan 1909, p61-63

SHPO INVENTORY NO.:

RESEARCH BY: M. Shellenbarger

DATE: 07/25/88

RECORDED BY: M. Shellenbarger

DATE: 07/25/88




# ELLIS LAWRENCE BUILDING INVENTORY

HISTORIC NAME: MINING & GEOLOGY BUILDING, Whitman College

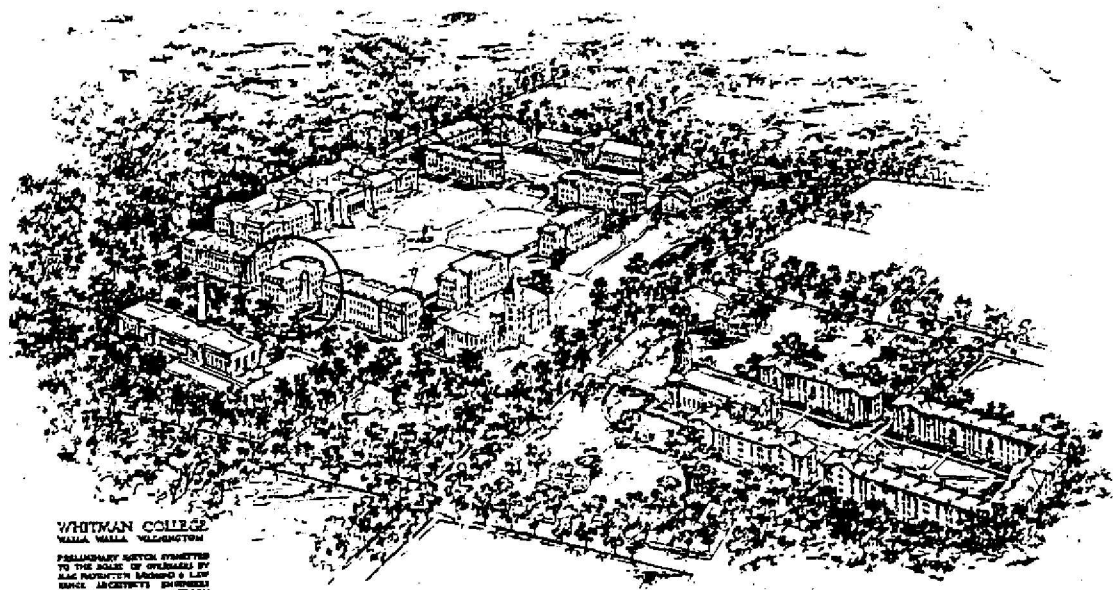
## GRAPHIC ILLUSTRATIONS

*(See Sources/  
Documents on  
previous page)*

WHITMAN COLLEGE  
WALLA WALLA, WASHINGTON  
MINING & GEOLOGY BUILDING



MINING ENGINEERING  
JULIE WATSON



WHITMAN COLLEGE  
WALLA WALLA, WASHINGTON

PALLADIAN SYSTEM TRANSFERRED  
TO THE SCALE OF OVERHAUL BY  
JAMES HENNINGSEN, ARCHITECT & LAND  
SCAPE ARCHITECT, PORTLAND, OREGON

OREGON INVENTORY OF HISTORIC PROPERTY  
ELLIS LAWRENCE BUILDING INVENTORY  
UNBUILT FORM  
COUNTY: Walla Walla

HISTORIC NAME: PHYSICS & CHEMISTRY BUILDING, Whitman College

COMMON NAME:

RESOURCE TYPE: Building  
STATUS: unbuilt project

CITY: Walla Walla Washington  
STREET: Whitman College Campus  
OWNER: Whitman College  
Walla Walla, Washington

LAWRENCE  
(JOB#) YEAR: ( ) 1908  
(JOB#) YEAR: ( )  
FIRST DATE: 1908  
DESIGN BEG: 1908  
DESIGN END: Nov. 1908

TOWNSHIP: 07N RANGE: 36E SECTION: 20

MAP#:

ADDITION:

ORIGINAL USE: college/classrooms

BLOCK: LOT: QUAD:

THEMES: 20C Architecture, Education

ARCHITECT: MacNaughton, Raymond and Lawrence CHIEF DESIGNER: E F Lawrence

STYLE: Georgian "somewhat colonial" (EF Lawrence use)

PLAN TYPE/SHAPE: rectangular (front long) +wings on two sides

ROOF FORM: essentially flat w/hip-roof wing(s) STORIES: 3

PRIME WINDOW TYPE: multi-div., type unknown w/special rounded top

EXTERIOR SURFACE MATERIAL: brick, "stone" or terra cotta

DECORATIVE FEATURES:

white main-floor sill course w/balusters at windows, cornice w/balustrade,  
window surround at ground & attic stories, keystones, dual porches w/pediment

OTHER:

brick rustic quoins and ground floor, flat and round arches

SETTING:

college campus in residential neighborhood near commercial core; gently sloping  
site with stream

SIGNIFICANCE STATEMENT:

Although drawn in less detail than Lawrence's Electrical Engineering Building,  
it is its twin in appearance, and would probably have been organized similarly  
inside. (See description of that building). Basic features of the design recur  
in all buildings of Lawrence's 1908 campus design, and later in Lawrence's  
designs for the University of Oregon campus. Floor plans were apparently not  
drawn.

SOURCES/DOCUMENTS: Description (Location)

correspondence & photos of 1908 presentation drawings (EF Lawrence Collection,  
UO Library, Special Col.), photos Exhibit-quality

colored pencil bird's eye view of campus design apparently by EF Lawrence, Nov.  
1908 (Whitman College, see Larry Dodd, Penrose Library), Exhibit-quality

Penrose, Stephen, WHITMAN, AN UNFINISHED STORY (Penrose Library Nw LD 6041  
.W62P4)

PUBLICATIONS:

Lawrence, EF, "The Architecture of the New Whitman College Campus", THE  
ARCHITECT AND ENGINEER, Jan 1909, p61-3

SHPO INVENTORY NO.:

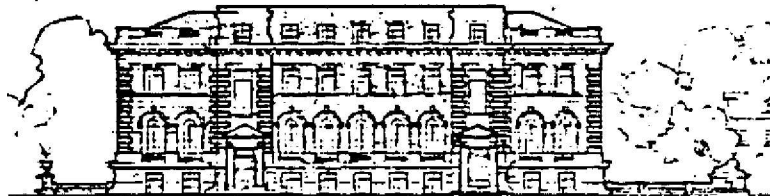
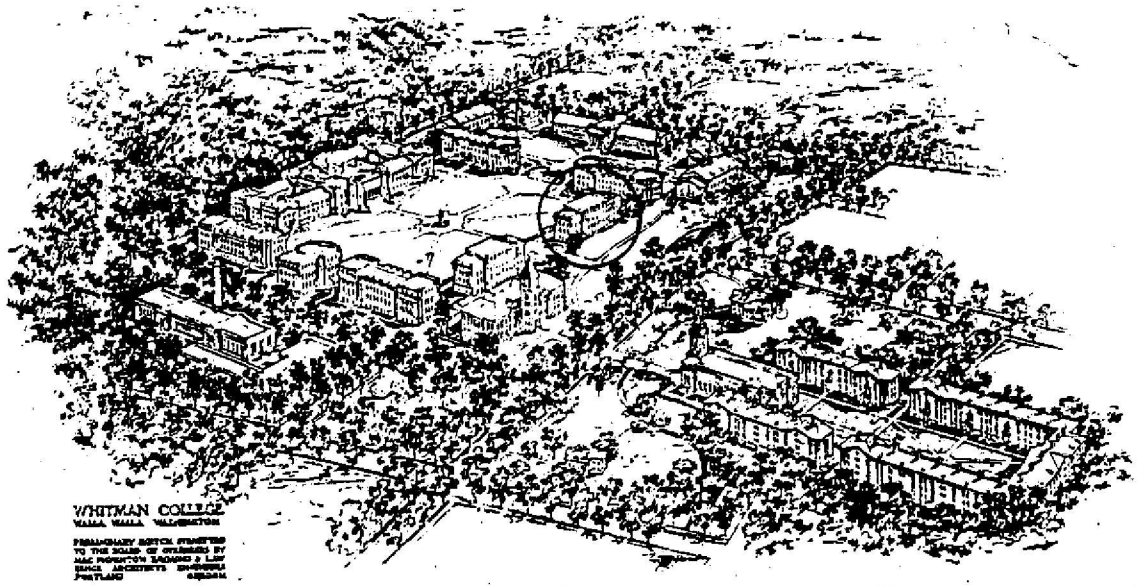
RESEARCH BY: M. Shellenbarger DATE: 08/01/88  
RECORDED BY: M. Shellenbarger DATE: 08/01/88

ELLIS LAWRENCE BUILDING INVENTORY

HISTORIC NAME: PHYSICS & CHEMISTRY BUILDING, Whitman College

GRAPHIC  
ILLUSTRATIONS

*(See Sources/  
Documents on  
previous page)*



OREGON INVENTORY OF HISTORIC PROPERTY  
ELLIS LAWRENCE BUILDING INVENTORY  
UNBUILT FORM  
COUNTY: Walla Walla

HISTORIC NAME: POWER PLANT, LABS & SHOPS, Whitman College

COMMON NAME:

RESOURCE TYPE: Building  
STATUS: unbuilt project

CITY: Walla Walla Washington  
STREET: College St.  
OWNER: Whitman College  
Walla Walla, Washington

LAWRENCE  
(JOB#) YEAR: ( ) 1908  
(JOB#) YEAR: ( )  
FIRST DATE: July 1908  
DESIGN BEG: July 1908  
DESIGN END: Nov. 1908

TOWNSHIP: 07N RANGE: 36E SECTION: 20

MAP#:

ADDITION:

ORIGINAL USE: college/power plant

BLOCK: LOT: QUAD:

THEMES: 20C Architecture, Education, Engineering  
ARCHITECT: MacNaughton, Raymond and Lawrence CHIEF DESIGNER: E F Lawrence

STYLE: American Renaissance

PLAN TYPE/SHAPE: rectangular (front long) +side wing

ROOF FORM: low hip (6/12 max.)

STORIES: 1

PRIME WINDOW TYPE: multi-div., type unknown

EXTERIOR SURFACE MATERIAL: brick,

DECORATIVE FEATURES:

central tall brick smokestack with decorative corbels; paired entry pavilions with broad pediments; ground story base; cornice

OTHER:

The shops "wing" is a separate L-shaped building with connecting brick wall.

SETTING:

at side of campus, adjoining railway tracks, in residential neighborhood near downtown commercial core.

SIGNIFICANCE STATEMENT:

The Power Plant, Labs and Shops designed for Lawrence's 1908 campus plan were never built as then designed or located. A much smaller Boiler House was built in 1923 to the north of this site (see Inventory). Mr. Raymond of MacNaughton Raymond and Lawrence was responsible for the mechanical and electrical design; and W.W. Cox, Portland engineer consulted. The close relationship to the boiler room of electrical and steam labs may be a significant feature of this design.

SOURCES/DOCUMENTS: Description (Location)

photos of presentation drawings of plan, one elevation, and birdseye view (EF Lawrence Col., UO Library Special Collections), Exhibit-quality.

correspondence, (EF Lawrence Col., Box 6, UO Library, Special Collections)

PUBLICATIONS:

SHPO INVENTORY NO.:

RESEARCH BY: M. Shellenbarger

DATE: 07/24/88

RECORDED BY: M. Shellenbarger

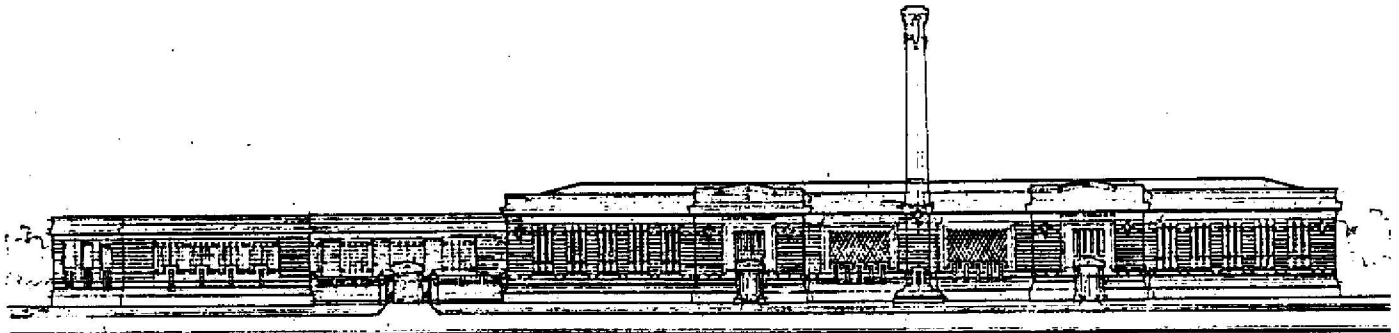
DATE: 07/24/88

ELLIS LAWRENCE BUILDING INVENTORY

HISTORIC NAME: POWER PLANT, LABS & SHOPS, Whitman College

GRAPHIC  
ILLUSTRATIONS

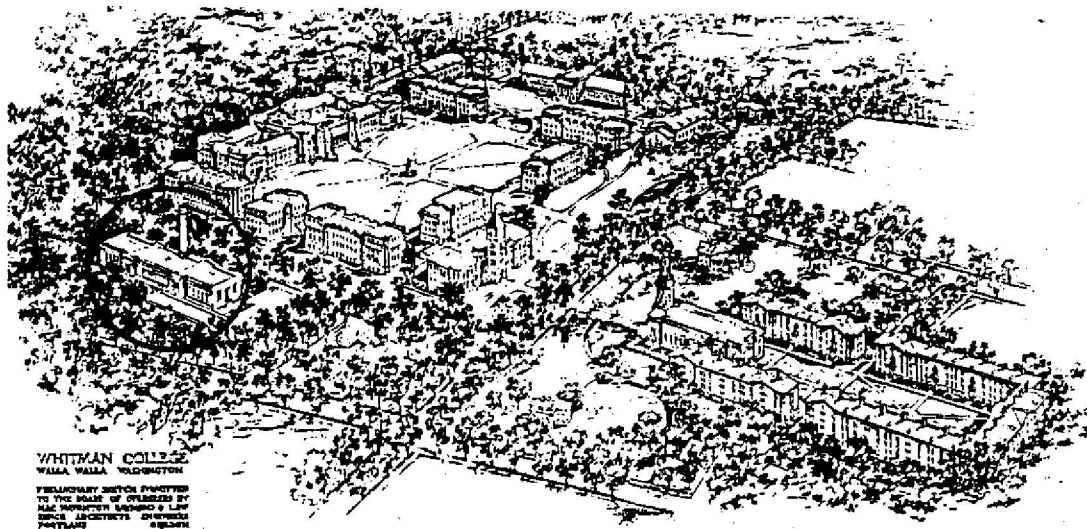
(See Sources/  
Documents on  
previous page)



WHITMAN COLLEGE  
WALLA WALLA  
WASHINGTON

POWER PLANT - JONES & ELECTRICAL LABORATORIES - JONES  
JONES BROTHERS

MAC DONALD, MARSH & LAWRENCE  
ARCHITECTS, OREGON  
PORTLAND, ORE.



WHITMAN COLLEGE  
WALLA WALLA, WASHINGTON  
FURNISHING SWITCH PROVIDED  
TO THE BULK OF OVERSEAS BY  
MAC DONALD, MARSH & LAWRENCE  
ARCHITECTS, OREGON  
PORTLAND, ORE.

OREGON INVENTORY OF HISTORIC PROPERTY  
ELLIS LAWRENCE BUILDING INVENTORY  
COUNTY: Walla Walla

HISTORIC NAME: PRENTISS HALL, Whitman College

COMMON NAME: Women's Dormitory, Whitman College  
OTHER NAMES: Girl's Dirmitory, Whitman College  
new Prentiss Hall

RESOURCE TYPE: Building  
STATUS: built & survives

LAWRENCE

(JOB#) YEAR: (1528) 1925

(JOB#) YEAR: ( )

(JOB#) YEAR: ( )

CITY: Walla Walla Washington  
STREET: Whitman campus near Linden Lane  
OWNER: Whitman College  
Walla Walla, Washington

FIRST DATE: 1919

DESIGN BEG: Febr. 1924

DESIGN END: Aug. 1925

CONSTR BEG: Sept. 1925

CONSTR END: Sept. 1926

TOWNSHIP: 07N RANGE: 36E SECTION: 20

MAP#: TAX LOT: 07-36-20-41-0001

LOSS DATE:

ADDITION: ORIGINAL USE: college/dormitory

BLOCK: LOT: QUAD: PRESENT USE: college/dormitory

ASSESSOR #: SITE: 4.0 acres, approx.

THEMES: 20C Architecture, Education, Fraternal Movements

DATA BELOW IS ON LAWRENCE FIRM'S DESIGN AS-BUILT:

ARCHITECT: Lawrence and Holford  
ENGINEERS & CONSULTANTS:

CHIEF DESIGNER: E F Lawrence

CONTRACTORS:

O.D. Keen, Walla Walla (General contract)

ARTISTS & CRAFTSMEN:

STYLE: Colonial (1910-1935)

PLAN TYPE/SHAPE: "H"-shaped

FOUNDATION MATERIAL: concrete

STORIES: 2.5 BASEMENT: yes

ROOF/MATERIAL: mansard (4 sides) w/comb. dormer types/Wood shingles

WALL CONSTR: brick (bearing)

STRUC.FRAME: nailed wood frame

PRIME WINDOW TYPE: wood mul-pane db.hung & casemt w/spec. oriel, rounded

EXTERIOR SURFACE MATERIAL: brick,

DECORATIVE FEATURES/MATERIALS:

wood fretwork cresting, benches, pilasters and broken-scroll pediments at entrances, hooded dormers with round windows and urns; wrought iron balconies.

OTHER:

cast stone and stucco decorative panels; interior plaster ceiling moldings; wood fireplace mantels with ceramic tile inserts; comp. shingles replaced wood.

CONDITION: good

MOVED: not moved

ALTERATIONS/ADDITIONS (dated):

gutters & eave troughs added (1927); small addit. in north courtyard & large east dining add.(1954); misc. minor interior alterations; fire escapes removed.

LANDSCAPE FEATURES:

campus lawn, shrubs and trees; creek to north; carriage drive to west (now removed).

## ELLIS LAWRENCE BUILDING INVENTORY

**HISTORIC NAME:** PRENTISS HALL, Whitman College

### ASSOCIATED STRUCTURES:

Lawrence's Conservatory of Music of 1909 is adjacent

### SETTING:

attractive campus lawn, trees, and red brick buildings, in residential area near downtown commercial core. Campus design by Lawrence, after John Olmstead.

### SIGNIFICANCE OF LAWRENCE FIRM'S DESIGN:

**EXTER.DETAILS/CRAFTSMANSHIP:** Better than average workmanship and materials.

**INTER.DETAILS/CRAFTSMANSHIP:** Better than average workmanship and materials.

**EXTERIOR INTEGRITY:** Minor changes, but original character intact.

**INTERIOR INTEGRITY:** Minor changes, but original character intact.

**SITE INTEGRITY:** Minor changes, but original character intact.

**SETTING INTEGR:** Minor changes to character and relationship of surroundings.

### SIGNIFICANCE STATEMENT:

A new women's dorm was so needed that President Penrose gave up his own home for a while to house students. He opposed a system of separate sorority houses and proposed instead that this dormitory be built on the "cottage plan, providing separate sections, by which 20 or 25 girls will live in a section... (which) can be assigned to the members of a sorority...The girls...would come together for their meals in a common dining room, and would thus be forced into the general life of the institution..." This dorm was built this way, and it still houses sororities in sections, though the separate sections have now been connected by removing the walls which segmented the horizontal corridors. The "cottage plan" resembles Lawrence's earlier University of Oregon women's dorms, but the sorority integration was described as "unique". Unlike the University of Oregon dorms, the Whitman dorms are still used as dorms and are remarkably intact. This is one of four built buildings by Lawrence on campus.

### SOURCES/DOCUMENTS: Description (Location)

historic photos, (Penrose Library Special Collections files), Exhibit-quality.

Blueprints of 15 construction drawings drawn by "D.C.B", Allyn, and "L" (at Physical Plant Office, Whitman College)

photos of ink line rendering by R. O. Marks, plus 3 renderings of preliminary studies (Lawrence Col., UO Library) Exhibit-quality.

President's An. Reports and Bd. of Trustees Minutes (Penrose Library, Whitman)

PACIFIC BUILDER & ENGINEER, 7/11/25 p5, 9/5/25 p33, 9/26/25 p5

DAILY RECORD-ABSTRACT, Portland, 6/17/25p1, 9/3/25p1, 9/21/25p1, 9/17/25p1

### PUBLICATIONS:

SLIDE NO.:

SHPO INVENTORY NO.:

RESEARCH BY: M. Shellenbarger

RECORDED BY: M. Shellenbarger

DATE: 07/20/88

DATE: 07/20/88

OREGON INVENTORY OF HISTORIC PROPERTY  
ELLIS LAWRENCE BUILDING INVENTORY  
COUNTY: Walla Walla

**HISTORIC NAME:** PRENTISS HALL, Alterations, Whitman College

**COMMON NAME:** Old Prentiss Hall  
**OTHER NAMES:** Seminary Building  
Ladies Hall

**RESOURCE TYPE:** Building  
**STATUS:** razed

LAWRENCE

(JOB#) YEAR: ( ) 1911

(JOB#) YEAR: ( )

(JOB#) YEAR: ( )

**CITY:** Walla Walla Washington  
**STREET:** Whitman College Campus  
**OWNER:** Whitman College  
Walla Walla, Washington

**FIRST DATE:** July 1911

**DESIGN BEG:** July 1911

**DESIGN END:**

**CONSTR BEG:** Aug. 1911

**CONSTR END:** Sept. 1911

**TOWNSHIP:** 07N **RANGE:** 36E **SECTION:** 20

**MAP#:** **TAX LOT:** 07-36-20-41-0001

**LOSS DATE:** 1925

**ADDITION:**

**ORIGINAL USE:** seminary

**BLOCK:** **LOT:** **QUAD:**

**PRESENT USE:** no longer exists

**ASSESSOR #:**

**SITE:** acres, approx.

**THEMES:** 20C Architecture, Education, Religion

**DATA BELOW IS ON LAWRENCE FIRM'S DESIGN AS-BUILT:**

**ARCHITECT:** E.F.Lawrence & John J. Burling **CHIEF DESIGNER:**  
**ENGINEERS & CONSULTANTS:**

**CONTRACTORS:**

J. A. McLean (General)

**ARTISTS & CRAFTSMEN:**

**STYLE:** unknown

**PLAN TYPE/SHAPE:**

**FOUNDATION MATERIAL:**

**STORIES:** **BASEMENT:**

**ROOF/MATERIAL:** /

**WALL CONSTR:** nailed wood frame

**STRUC.FRAME:** nailed wood frame

**PRIME WINDOW TYPE:**

**EXTERIOR SURFACE MATERIAL:** ,

**DECORATIVE FEATURES/MATERIALS:**

alteration details unknown

**OTHER:**

description of building being altered omitted above.

**CONDITION:**

**MOVED:**

**ALTERATIONS/ADDITIONS (dated):**

Restoration of the original Seminary portion of the building, planned in 1919-21, was not accomplished.

**LANDSCAPE FEATURES:**



ELLIS LAWRENCE BUILDING INVENTORY

HISTORIC NAME: PRENTISS HALL, Alterations, Whitman College

**ASSOCIATED STRUCTURES:**

college campus buildings

**SETTING:**

college campus in residential neighborhood near downtown commercial core

**SIGNIFICANCE OF LAWRENCE FIRM'S DESIGN:**

EXTER.DETAILS/CRAFTSMANSHIP: no longer survives

INTER.DETAILS/CRAFTSMANSHIP: no longer survives

EXTERIOR INTEGRITY:

INTERIOR INTEGRITY:

SITE INTEGRITY:

SETTING INTEGR:

**SIGNIFICANCE STATEMENT:**

The Seminary Building (1866) was the original building of what became Whitman College. In 1884 it was added onto and transformed into a "T" shaped plan, became a women's dormitory and renamed Ladies Hall. Later it became Prentiss Hall, housing sciences. It was relocated across the creek when the Conservatory of Music was built on its site in 1909. In August 1911, Lawrence & Burling altered the 2nd floor to provide dormitory accommodations for twenty-five women. The nature of the alteration is not clear, but it included new bathrooms, and presumably alterations to interior walls. The first floor remained occupied by Physics. The building was demolished in 1925 to make way for the new Prentiss Hall women's dorms. While the building had considerable historic significance, Lawrence's alterations were of no particular significance.

**SOURCES/DOCUMENTS: Description (Location)**

Board of Trustees Minutes, Aug. 9 1911, and Sept 25, 1925 (Whitman College, Penrose Library, Special Collections)

EF Lawrence & Burling correspondence, EF Lawrence Collection, Box 6 (UO Library, Special Collections)

Ritz, Richard, "A History of The Whitman College Campus and Its Buildings, WHITMAN, THE QUARTERLY REVIEW... Feb 1985.

THE WHITMAN ALUMINUS, VII#4 Jan-Feb 1919 p4, VIV#5 Feb 1921 p5

Whitman College Catalogues, 1884 through 1919

**PUBLICATIONS:**

SLIDE NO.:

SHPO INVENTORY NO.:

RESEARCH BY: M. Shellenbarger DATE: 08/05/88

RECORDED BY: M. Shellenbarger DATE: 09/20/88



OREGON INVENTORY OF HISTORIC PROPERTY  
ELLIS LAWRENCE BUILDING INVENTORY  
UNBUILT FORM  
COUNTY: Walla Walla

HISTORIC NAME: REFECTORY, Whitman College

COMMON NAME:

RESOURCE TYPE: Building  
STATUS: unbuilt project

CITY: Walla Walla Washington  
STREET: Whitman Campus  
OWNER: Whitman College Campus

LAWRENCE  
(JOB#) YEAR: ( ) 1908  
(JOB#) YEAR: ( )  
FIRST DATE: Nov. 1908  
DESIGN BEG:  
DESIGN END: Nov. 1908

TOWNSHIP: 07N RANGE: 36E SECTION: 20  
MAP#:

ADDITION:

ORIGINAL USE: college/dining hall

BLOCK: LOT: QUAD:

THEMES: 20C Architecture, Education

ARCHITECT: MacNaughton, Raymond and Lawrence CHIEF DESIGNER: E F Lawrence

STYLE: Georgian "somewhat Colonial" (EF Lawrence use)

PLAN TYPE/SHAPE: rectangular (sides long) +wings on two sides

ROOF FORM: low gable (6/12 max.)

STORIES: 2

PRIME WINDOW TYPE: group.multi-pane casement w/special half-round

EXTERIOR SURFACE MATERIAL: brick,

DECORATIVE FEATURES:

formal facade with steps, 6 monumental columns and pediment; lantern

OTHER:

SETTING:

at east end of the major campus quadrangle in Lawrence's 1908 campus design

SIGNIFICANCE STATEMENT:

The Refectory was proposed for the site where Lyman House was later built. It was to have headed a group of buildings apparently patterned after Columbia University's Low Library group by McKim Mead & White. Lawrence again used this organization in his unbuilt plans for an auditorium & forecourt for the University of Oregon Campus, acknowledging the Columbia influence at that time. The Refectory was to house major dining halls for women and for men, kitchen, staff quarters, and other rooms. There were never serious plans to build it.

SOURCES/DOCUMENTS: Description (Location)

photos of renderings: plan, elevation, and campus perspective (EF Lawrence Col, UO Library, Spec. Col.)

PUBLICATIONS:

THE ARCHITECT AND ENGINEER, Jan. 1909, p61-64, "The Architecture of the New Whitman College" by EF Lawrence.

SHPO INVENTORY NO.:


RESEARCH BY: M. Shellenbarger DATE: 07/21/88  
RECORDED BY: M. Shellenbarger DATE: 07/21/88

# ELLIS LAWRENCE BUILDING INVENTORY

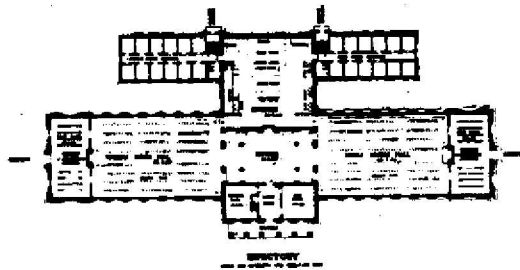
HISTORIC NAME: REFECTORY, Whitman College

## GRAPHIC ILLUSTRATIONS

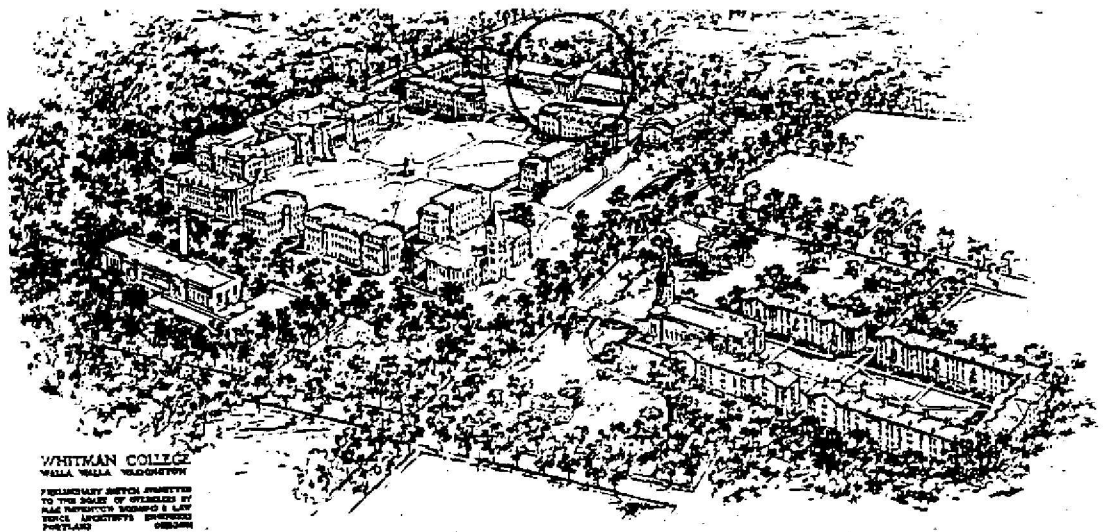
(See Sources/  
Documents on  
previous page)



THE REFECTORY  
SCALE 1/8" = 1'-0"



REFECTORY



WHITMAN COLLEGE  
WALLA WALLA WASHINGTON  
Preliminary sketch submitted  
to the Board of Overseers by  
Paul H. Bennett, Engineer & Architect  
since Bennett's retirement  
Portland Oregon

OREGON INVENTORY OF HISTORIC PROPERTY  
ELLIS LAWRENCE BUILDING INVENTORY  
COUNTY: Walla Walla

**HISTORIC NAME:** WHITMAN COLLEGE CAMPUS

**COMMON NAME:**  
**OTHER NAMES:**

**RESOURCE TYPE:** Site  
**STATUS:** built & survives  
LAWRENCE

(JOB#) YEAR: ( ) 1908  
(JOB#) YEAR: (1526) 1922  
(JOB#) YEAR: ( )

**CITY:** Walla Walla Washington  
**STREET:**  
**OWNER:** Whitman College  
Walla Walla, Washington

**FIRST DATE:** March 1908  
**DESIGN BEG:** March 1908  
**DESIGN END:** Nov. 1908

**TOWNSHIP:** 07N **RANGE:** 36E **SECTION:** 20  
**MAP#:** **TAX LOT:** 07-36-20-14-0002

**CONSTR BEG:**  
**CONSTR END:**

**ADDITION:** **ORIGINAL USE:** college/campus  
**BLOCK:** **LOT:** **QUAD:** **PRESENT USE:** college/campus

**ASSESSOR #:** **SITE:** 30.0 acres, approx.  
**THEMES:** 20C Architecture, Education, Landscape Architecture

**DATA BELOW IS ON LAWRENCE FIRM'S DESIGN AS-BUILT:**

**ARCHITECT:** MacNaughton, Raymond and Lawrence **CHIEF DESIGNER:** E F Lawrence  
**ENGINEERS & CONSULTANTS:**

**CONTRACTORS:**

**ARTISTS & CRAFTSMEN:**

**STYLE:** American Renaissance

**PLAN TYPE/SHAPE:**

**FOUNDATION MATERIAL:**

**STORIES:**

**BASEMENT:**

**ROOF/MATERIAL:** /

**WALL CONSTR:**

**STRUC. FRAME:**

**PRIME WINDOW TYPE:**

**EXTERIOR SURFACE MATERIAL:** ,

**DECORATIVE FEATURES/MATERIALS:** .

buildings to be "somewhat colonial" in red brick with uniform cornice height to align with the existing Memorial Building, plus an attic story above.

**OTHER:**

John Olmsted suggested that the central campus lawn be free of paths; Lawrence designed formal paths radiating from a central statue; it has remained pathless

**CONDITION:** good

**MOVED:**

**ALTERATIONS/ADDITIONS (dated):**

Lawrence proposed revisions in 1922, & all 4 of his built buildings on campus as well as later buildings by others deviate substantially from the 1908 plan

**LANDSCAPE FEATURES:**

formal organization with central quadrangle, 2 adjoining quads, and power plant & shops; edge conditions less formal with stream and angled streets.

## ELLIS LAWRENCE BUILDING INVENTORY

**HISTORIC NAME:** WHITMAN COLLEGE CAMPUS

### **ASSOCIATED STRUCTURES:**

20 new buildings were planned, retaining only Memorial Hall.

### **SETTING:**

college campus set in residential area adjacent to downtown commercial core; site is gently sloping, crossed by a stream, and surrounded by public streets.

### **SIGNIFICANCE OF LAWRENCE FIRM'S DESIGN:**

**EXTER.DETAILED/CRAFTSMANSHIP:**

**INTER.DETAILED/CRAFTSMANSHIP:**

**EXTERIOR INTEGRITY:**

**INTERIOR INTEGRITY:**

**SITE INTEGRITY:** Moderate changes; some original character remains.

**SETTING INTEGR:** Minor changes to character and relationship of surroundings.

### **SIGNIFICANCE STATEMENT:**

The organization of buildings around a central lawn follows a 1906 proposal by landscape architect John Olmsted (stepson of Fredrick Law Olmsted). Lawrence's Beaux Arts training at MIT is obvious in his formal composition and unity of building design. The "secondary campus" quad to the east was apparently modeled after McKim Mead & White's design for Columbia University. Lawrence later proposed a similar unbuilt organization at the University of Oregon, and incorporated many other aspects of the Whitman plan in his 1914 and 1923 UO plans. The Whitman campus actually evolved less formally than Lawrence had intended; but the central yard, general location of buildings, and red brick of his 1908 plan have continued. Lawrence later designed 3 other college campuses, the UO (Eugene), the UO Medical School (Portland), & Pacific College (Newburg Or, unbuilt). Whitman College was the first college in the Pacific Northwest to discontinue preparatory work and offer only college level work.

### **SOURCES/DOCUMENTS: Description (Location)**

correspondence & photos of presentation drawings (EF Lawrence Collection, UO Library, Special Col.) photos Exhibit-quality.

Ritz, Richard, "A History of the Whitman College Campus...", "WHITMAN - THE QUARTERLY MAGAZINE...Febr. 1985. p2-15.

colored pencil birdseye view of campus design apparently by Lawrence, Nov.1908 (Whitman College, see Larry Dodd.) Exhibit-quality.

Penrose, Stephen, WHITMAN, AN UNFINISHED STORY, Penrose Libr. Nw LD 6041 .W62P4

President's Annual Reports & Bd. of Trustees Minutes (Penrose Library, Whitman)

PORTLAND DAILY ABSTRACT 6/4/08 p1, 6/10/08 p1, 11/18/08 p1.

### **PUBLICATIONs:**

Lawrence, EF, "The Architecture of the New Whitman College Campus", THE ARCHITECT AND ENGINEER, Jan 1909, p61-63.

**SLIDE NO.:**

**SHPO INVENTORY NO.:**


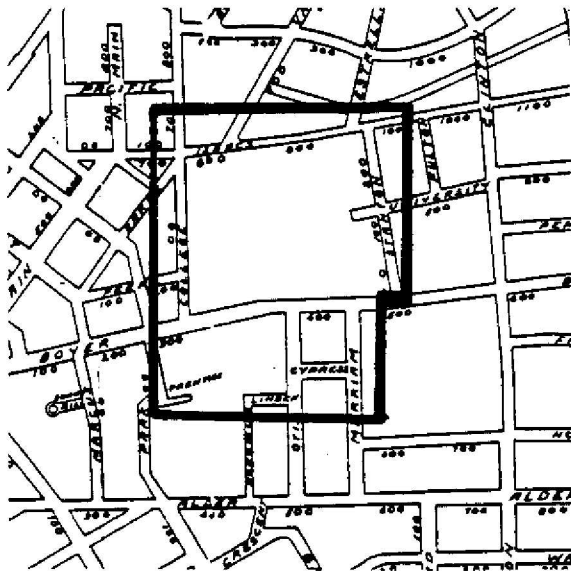
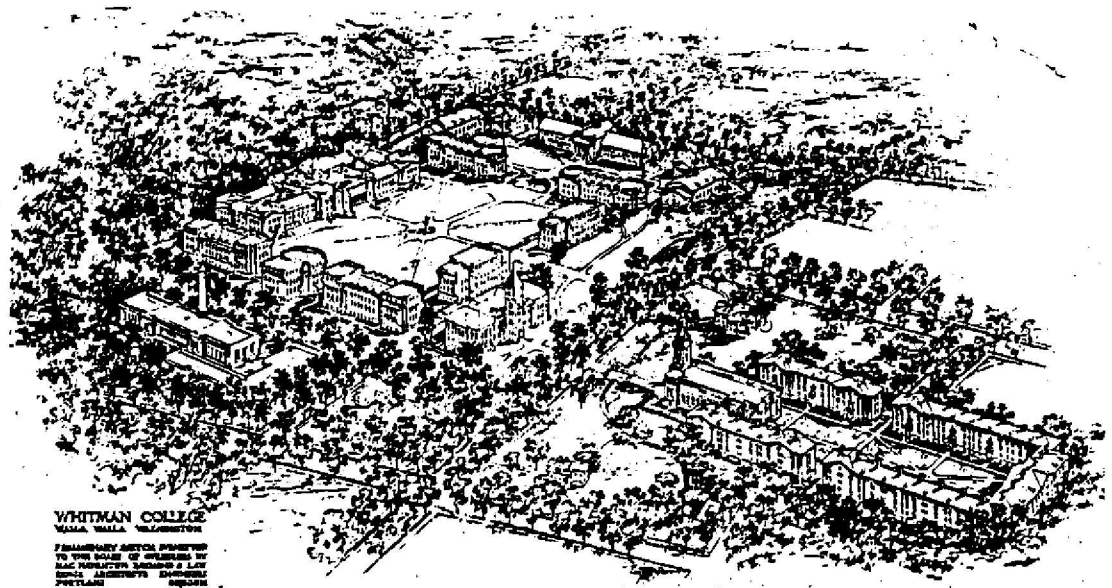
**RESEARCH BY:** M. Shellenbarger **DATE:** 07/24/88

**RECORDED BY:** M. Shellenbarger **DATE:** 07/24/88

ELLIS LAWRENCE BUILDING SURVEY  
HISTORIC NAME: WHITMAN COLLEGE CAMPUS

RECENT PHOTO  
NEGATIVE #s:

First # above  
is upper-right  
photo; second #  
is just below.  
If no # above,  
see sources at  
bottom of page.



HISTORIC PHOTO/OTHER GRAPHIC SOURCE: Lawrence Col. photos, UO Library

OREGON INVENTORY OF HISTORIC PROPERTY  
ELLIS LAWRENCE BUILDING INVENTORY  
UNBUILT FORM  
COUNTY: Walla Walla

HISTORIC NAME: WOMEN'S GYMNASIUM, Whitman College

COMMON NAME: Girl's Gymnasium, Whitman College

RESOURCE TYPE: Building  
STATUS: unbuilt project

CITY: Walla Walla Washington  
STREET: Whitman College Campus  
OWNER: Whitman College  
Walla Walla, Washington

LAWRENCE  
(JOB#) YEAR: (1888)  
(JOB#) YEAR: ( )  
FIRST DATE: 1908  
DESIGN BEG: 1908  
DESIGN END: ? 1928

TOWNSHIP: 07N RANGE: 36E SECTION: 20

MAP#:

ADDITION:

ORIGINAL USE: college/gymnasium

BLOCK:

LOT:

QUAD:

THEMES: 20C Architecture, Education, Recreation

ARCHITECT: MacNaughton, Raymond and Lawrence CHIEF DESIGNER: E F Lawrence

STYLE: Georgian "somewhat colonial" (EF Lawrence use)

PLAN TYPE/SHAPE: rectangular (front long) +wings on two sides

ROOF FORM: low gable (6/12 max.) w/hooded dormer(s) STORIES: 2

PRIME WINDOW TYPE: multi-div., type unknown w/special round

EXTERIOR SURFACE MATERIAL: brick, "stone" or terra cotta

DECORATIVE FEATURES:

1908 design (described above) included white string courses, keystones, roof trim, spire, and porch; brick pilasters, and diaper-pattern panels

OTHER:

features of the 1927/8 design are unknown

SETTING:

college campus in residential neighborhood near commercial core; gently sloping site; 1908 gym is located in northwest corner of campus.

SIGNIFICANCE STATEMENT:

The Women's Gym in Lawrence's 1908 campus plan is a duplicate of the Men's Gym & is symmetrically placed across from it on the "secondary campus". (See description of Men's Gymnasium). This design appears to have influenced the design of Lawrence's Womens Building at the Univ of Oregon (1919). In 1927/8 Lawrence began the design of a different Women's Gym to be erected on the south side of Baker Field, the athletic field for women, near Prentiss Hall. A glass-roofed swimming pool was to be included. No drawings are known to exist.

SOURCES/DOCUMENTS: Description (Location)

President's Annual Reports (Whitman College Penrose Library, Special Collections) (1927 contains description of intended women's gym)

photos of 1908 presentation drawings of campus (EF Lawrence Collection, UO Library, Special Collections)

framed colored pencil bird's eye drawing of campus plan, apparently by EF Lawrence (Whitman College, see Larry Dodd, Penrose Library) Exhibit-quality

PUBLICATIONS:

Lawrence, EF, "The Architecture of the New Whitman College Campus", THE ARCHITECT AND ENGINEER, Jan 1909, p61-63

SHPO INVENTORY NO.:

RESEARCH BY: M. Shellenbarger

DATE: 08/01/88

RECORDED BY: M. Shellenbarger

DATE: 08/01/88

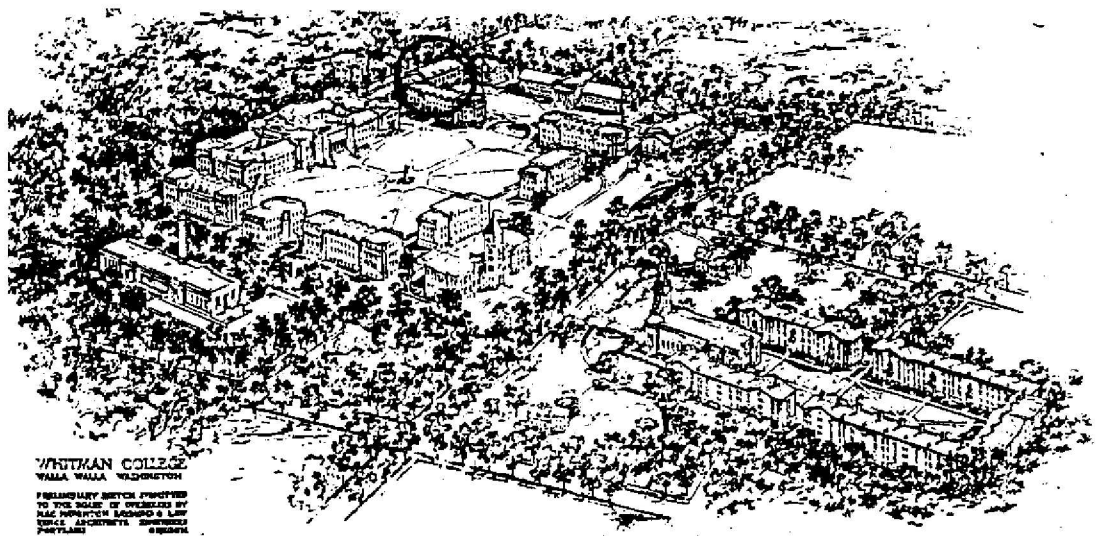


ELLIS LAWRENCE BUILDING INVENTORY

HISTORIC NAME: WOMEN'S GYMNASIUM, Whitman College

GRAPHIC  
ILLUSTRATIONS

*(See Sources/  
Documents on  
previous page)*



WHITMAN COLLEGE  
WALLA WALLA, WASHINGTON  
PRELIMINARY SKETCH PREPARED  
TO THE ORDER OF ARCHITECTS BY  
HAC PAPERMAN SACCOMO & LAY  
1001 1/2 AVENUE, PORTLAND,  
OREGON

OREGON INVENTORY OF HISTORIC PROPERTY  
ELLIS LAWRENCE BUILDING INVENTORY  
UNBUILT FORM  
COUNTY: Walla Walla

HISTORIC NAME: YMCA, Whitman College

COMMON NAME:

RESOURCE TYPE: Building  
STATUS: unbuilt project

CITY: Walla Walla Washington  
STREET: Whitman College Campus  
OWNER: Whitman College  
Walla Walla, Washington

LAWRENCE  
(JOB#) YEAR: ( ) 1908  
(JOB#) YEAR: ( )  
FIRST DATE: 1908  
DESIGN BEG: March 1908  
DESIGN END: Nov. 1908

TOWNSHIP: 07N RANGE: 36E SECTION: 20

MAP#:

ADDITION:

ORIGINAL USE: college/YMCA

BLOCK:

LOT:

QUAD:

THEMES: 20C Architecture, Education, Religion

ARCHITECT: MacNaughton, Raymond and Lawrence CHIEF DESIGNER: E F Lawrence

STYLE: Colonial Revival "somewhat colonial" (EF Lawrence use)

PLAN TYPE/SHAPE: square

ROOF FORM: gable w/center gable

STORIES: 2

PRIME WINDOW TYPE: multi-pane double-hung

EXTERIOR SURFACE MATERIAL: brick, "stone" or terra cotta

DECORATIVE FEATURES:

classical portico with 4 monumental columns and pediment, entry steps

OTHER:

brick rustic quoins and ground floor, flat and round arches; wings flat-roofed

SETTING:

college campus in residential neighborhood near commercial core; gently sloping site with stream

SIGNIFICANCE STATEMENT:

The YMCA and YWCA buildings on Lawrence's 1908 campus plan are symmetrically placed twins, similar in architectural detail to other buildings designed for the campus. The only drawings known to exist are a site plan, campus bird's eye view, and front elevations.

SOURCES/DOCUMENTS: Description (Location)

correspondence & photos of 1908 presentation drawings (EF Lawrence Col., UO Library, Special Collections), photos Exhibit-quality

framed colored pencil bird's eye drawing of campus, apparently by EF Lawrence (Whitman College, se Larry Dodd, Penrose Library) Exhibit-quality

PUBLICATIONS:

Lawrence, EF, "the Architecture of the New Whitman College Campus", THE ARCHITECT AND ENGINEER, Jan 1909, p61-63

SHPO INVENTORY NO.:

RESEARCH BY: M. Shellenbarger

DATE: 08/01/88

RECORDED BY: M. Shellenbarger


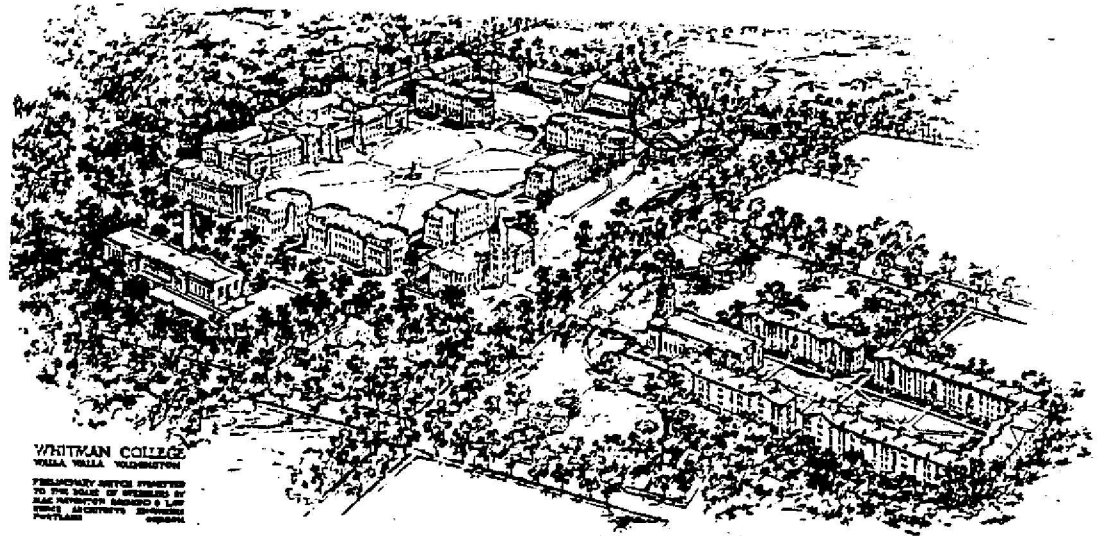
DATE: 08/01/88

ELLIS LAWRENCE BUILDING INVENTORY

HISTORIC NAME: YMCA, Whitman College

GRAPHIC  
ILLUSTRATIONS

(See Sources/  
Documents on  
previous page)



OREGON INVENTORY OF HISTORIC PROPERTY  
ELLIS LAWRENCE BUILDING INVENTORY  
UNBUILT FORM  
COUNTY:

HISTORIC NAME: YWCA, Whitman College

COMMON NAME:

RESOURCE TYPE: Building  
STATUS: unbuilt project

CITY: Walla Walla Washington  
STREET: Whitman College Campus  
OWNER: Whitman College  
Walla Walla, Washington

LAWRENCE  
(JOB#) YEAR: ( ) 1908  
(JOB#) YEAR: ( )  
FIRST DATE: 1908  
DESIGN BEG: March 1908  
DESIGN END: Nov. 1908

TOWNSHIP: 07N RANGE: 36E SECTION: 20

MAP#:

ADDITION:

ORIGINAL USE: college/YWCA

BLOCK: LOT: QUAD:

THEMES: 20C Architecture, Education, Religion

ARCHITECT: MacNaughton, Raymond and Lawrence CHIEF DESIGNER: E F Lawrence

STYLE: Colonial Revival "somewhat colonial" (EF Lawrence use)

PLAN TYPE/SHAPE: square

ROOF FORM: gable w/center gable STORIES: 2

PRIME WINDOW TYPE: multi-pane double-hung

EXTERIOR SURFACE MATERIAL: brick, "stone" or terra cotta

DECORATIVE FEATURES:

classical portico with 4 monumental columns and pediment, entry steps

OTHER:

brick rustic quints and ground floor, flat and round arches; wings flat-roofed

SETTING:

college campus in residential neighborhood near commercial core; gently sloping site with stream

SIGNIFICANCE STATEMENT:

The YMCA and YWCA buildings on Lawrence's 1908 campus plan are symmetrically placed twins, similar in architectural detail to other buildings designed for the campus. The only drawings known to exist are a site plan, campus bird's eye view, and front elevations.

SOURCES/DOCUMENTS: Description (Location)

correspondence & photos of 1908 presentation drawings (EF Lawrence Col., UO Library, Special Collections), photos Exhibit-quality

framed colored pencil bird's eye drawing of campus, apparently by EF Lawrence (Whitman College, se Larry Dodd, Penrose Library) Exhibit-quality

PUBLICATIONS:

Lawrence, EF, "the Architecture of the New Whitman College Campus", THE ARCHITECT AND ENGINEER, Jan 1909, p61-63

SHPO INVENTORY NO.:

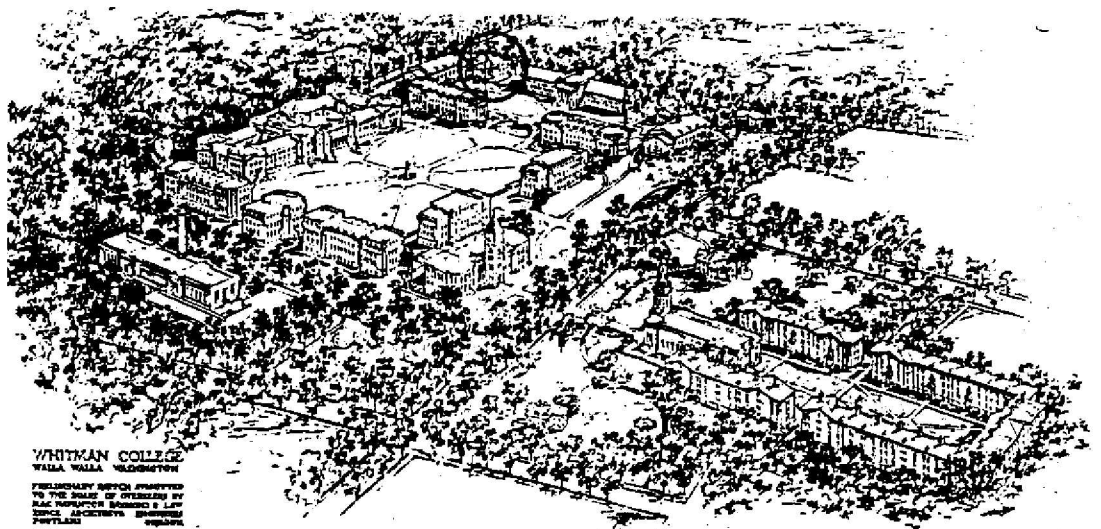

RESEARCH BY: M. Shellenbarger DATE: 08/01/88  
RECORDED BY: M. Shellenbarger DATE: 08/01/88

ELLIS LAWRENCE BUILDING INVENTORY

HISTORIC NAME: YWCA, Whitman College

GRAPHIC  
ILLUSTRATIONS

*(See Sources/  
Documents on  
previous page)*



WHITMAN COLLEGE  
WALLA WALLA WASHINGTON  
PERSPECTIVE SKETCH PREPARED BY  
THE BUREAU OF DESIGN BY  
RAC WOODRUFF BROWN & LAY  
SONS, ARCHITECTS, PORTLAND  
OREGON

OREGON INVENTORY OF HISTORIC PROPERTY  
ELLIS LAWRENCE BUILDING INVENTORY  
U N B U I L T F O R M  
COUNTY: Walla Walla

HISTORIC NAME: WASHINGTON HOTEL

COMMON NAME:

RESOURCE TYPE: Building  
STATUS: unbuilt project

CITY: Walla Walla Washington  
STREET: 2nd St @ Rose St.  
OWNER: Washington Hotel Company

LAWRENCE  
(JOB#) YEAR: ( ) 1909  
(JOB#) YEAR: ( )  
FIRST DATE: June 1909  
DESIGN BEG: 1909  
DESIGN END: 1910

TOWNSHIP: 07N RANGE: 36E SECTION: 20

MAP#:

ADDITION:

ORIGINAL USE: hotel

BLOCK: LOT: QUAD:

THEMEs: 20C Architecture, Commercial

ARCHITECT: MacNaughton, Raymond and Lawrence CHIEF DESIGNER: E F Lawrence

STYLE: unknown

PLAN TYPE/SHAPE:

ROOF FORM:

STORIES: 6

PRIME WINDOW TYPE:

EXTERIOR SURFACE MATERIAL: ,

DECORATIVE FEATURES:

unknown

OTHER:

SETTING:

Walla Walla downtown. In June 1915 Lawrence couldn't reach "adjustment with Mr. Scott...anxious to sell our half interest in the 2nd & Rose St. corner."

SIGNIFICANCE STATEMENT:

The rapid growth of Walla Walla made a big hotel a necessity. In June 1909 McNaughton Raymond & Lawrence completed plans for a hotel to cost \$125,000, in which Lawrence, J.C. Scott & Washington Hotel Co. were investors. In Jan. 1910, Lawrence said that work to start by end of the month on \$150,000 hotel. This project and false starts by various other interests failed, and were deferred when the Ransom office building was converted into a hotel which opened in Nov. 1911. Details of Lawrence's design are not known except that it was 6 stories.

SOURCES/DOCUMENTS: Description (Location)

PACIFIC BUILDER AND ENGINEER, 6/26/09 p19, 1/15/10 p16.

Bennett, Robert A. WALLA WALLA - A TOWN BUILT TO BE A CITY 1900 - 1919, p144

correspondence with Dean Hendrick & Prof. Anderson, EF Lawrence Collection, box 1 and 6, (UO Library, Special Collections)

PUBLICATIONS:

SHPO INVENTORY NO.:

RESEARCH BY: M. Shellenbarger  
RECORDED BY: M. Shellenbarger

DATE: 07/30/88  
DATE: 07/30/88

OREGON INVENTORY OF HISTORIC PROPERTY  
ELLIS LAWRENCE BUILDING INVENTORY  
UNBUILT FORM  
COUNTY: Walla Walla

HISTORIC NAME: WOMEN'S CLUB HOUSE

COMMON NAME:

RESOURCE TYPE: Building  
STATUS: unbuilt project

CITY: Walla Walla Washington  
STREET: unknown  
OWNER:

LAWRENCE  
(JOB#) YEAR: ( )  
(JOB#) YEAR: ( )  
FIRST DATE: 1910  
DESIGN BEG:  
DESIGN END:

TOWNSHIP: RANGE: SECTION:  
MAP#:

ADDITION:

ORIGINAL USE: club house

BLOCK: LOT: QUAD:

THEMES: 20C Architecture, Social/Humanitarian, Recreation  
ARCHITECT: E.F.Lawrence & John J. Burling CHIEF DESIGNER: E F Lawrence  
STYLE: Tudor

PLAN TYPE/SHAPE:

ROOF FORM: high gable (10/12 min.) w/shed dormer(s) STORIES: 2.5

PRIME WINDOW TYPE: group.multi-pane casement

EXTERIOR SURFACE MATERIAL: stucco w/"half timber",

DECORATIVE FEATURES:

window boxes, segmental arched veranda; pictureque massing.

OTHER:

SETTING:

unknown

**SIGNIFICANCE STATEMENT:**

All that is known about this project is a rendering which was published in the PORTLAND ARCHITECTURAL CLUB's 1910 Yearbook, labeled "Women's Club House, Walla Walla, Washington, E.F. Lawrence and John J. Burling, Associate Architects, Portland". Burling was a Walla Walla architect and structural engineer with whom Lawrence associated in order to establish an office in Walla Walla. Lawrence entered this association after he left McNaughton Raymond & Lawrence in March of 1910.

**SOURCES/DOCUMENTS: Description (Location)**

PORTLAND ARCHITECTURAL CLUB 1910 YEARBOOK

**PUBLICATIONS:**

1910 CATALOGUE, PORTLAND ARCHITECTURAL CLUB (UO Library)

SHPO INVENTORY NO.:

RESEARCH BY: M. Shellenbarger DATE: 07/21/88  
RECORDED BY: M. Shellenbarger DATE: 07/21/88


ELLIS LAWRENCE BUILDING INVENTORY

HISTORIC NAME: WOMEN'S CLUB HOUSE

GRAPHIC  
ILLUSTRATIONS

*(See Sources/  
Documents on  
previous page)*

WOMEN'S CLUB HOUSE  
1000 W. WASHINGTON ST.  
1910





OREGON INVENTORY OF HISTORIC PROPERTY  
ELLIS LAWRENCE BUILDING INVENTORY  
S H O R T F O R M

COUNTY: Milwaukee

HISTORIC NAME: MILWAUKEE COUNTY COURT HOUSE, Competition

RESOURCE TYPE: Building  
STATUS: unbuilt project

LAWRENCE

(JOB#) YEAR: ( ) 1927

CITY: Milwaukee

Wisconsin

**DESCRIPTION/EXPLANATION:**

Lawrence & Holford were among only 25 firms outside of Milwaukee invited to enter this major competition for a large new courthouse building. Whether they actually prepared a design submission is not known, but they were not among the five prizes awarded. (See AMERICAN ARCHITECT, 12/5/27 p723 & PENCIL POINTS, 1927, v8 p692). Milwaukee sources were not investigated in this survey.

RESEARCH BY: MS/ R.Sutherland

RECORDED BY: M. Shellenbarger DATE: 02/09/89