



OREGON'S FEDERAL FOREST RESTORATION PROGRAM

FY 2014–2019 CUMULATIVE ACCOMPLISHMENTS

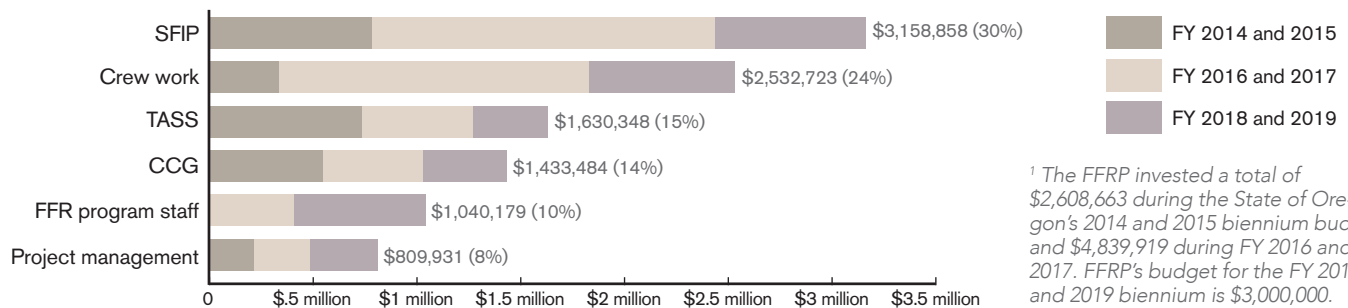
FACT SHEET 15 • SPRING 2019

The Federal Forest Restoration Program (FFRP) is a partnership between the state of Oregon, federal forest managers, and public lands stakeholders to increase forest restoration and economic opportunity on federal forest lands across Oregon. This Fact Sheet shows cumulative investments and select impacts made over the six years of the program.

KEY FINDINGS

- A total of approximately \$10.6 million was invested in FFRP between fiscal year (FY) 2014–2019.
- The largest investments were made in State-Federal Implementation Partnerships (30%) to expedite restoration project planning and in Oregon Department of Forestry (ODF) crew work (24%) to complete on-the-ground restoration on federal forest lands in Oregon.
- FFRP investments leveraged at least \$4.0 million in matching contributions.
- On average, FFRP activities have resulted in the generation of 40 jobs and \$3.0 million in GDP per year for six years.

Total Investments made through Federal Forest Restoration Program by funding type, FY 2014–2019¹



¹ The FFRP invested a total of \$2,608,663 during the State of Oregon's 2014 and 2015 biennium budget and \$4,839,919 during FY 2016 and 2017. FFRP's budget for the FY 2018 and 2019 biennium is \$3,000,000.

PROGRAM INVESTMENTS BY TYPE

Oregon Department of Forestry (ODF) administers the FFRP through six types of program funding:

State-Federal Implementation Partnership (SFIP) funds support the hiring of contractors to conduct surveys, exams, timber sale layouts, NEPA analysis, and other work to expedite restoration planning on federal lands.

Crew Work allows ODF crews to prepare and implement on-the-ground restoration work on federal lands.

Technical Assistance and Science Support (TASS) provides forest collaborative groups access to expertise to

advance their work (e.g., research scientists, outreach or communication specialists, and web designers).

Collaborative Capacity Grants (CCG) help forest collaborative groups support and enable restoration work on federal lands (e.g., facilitation, coordination).

ODF Federal Forest Restoration Program staff facilitate FFRP-related work and liaise between collaborative groups, agencies, and communities.

Project Management provides administrative and legal support and third-party program evaluation.

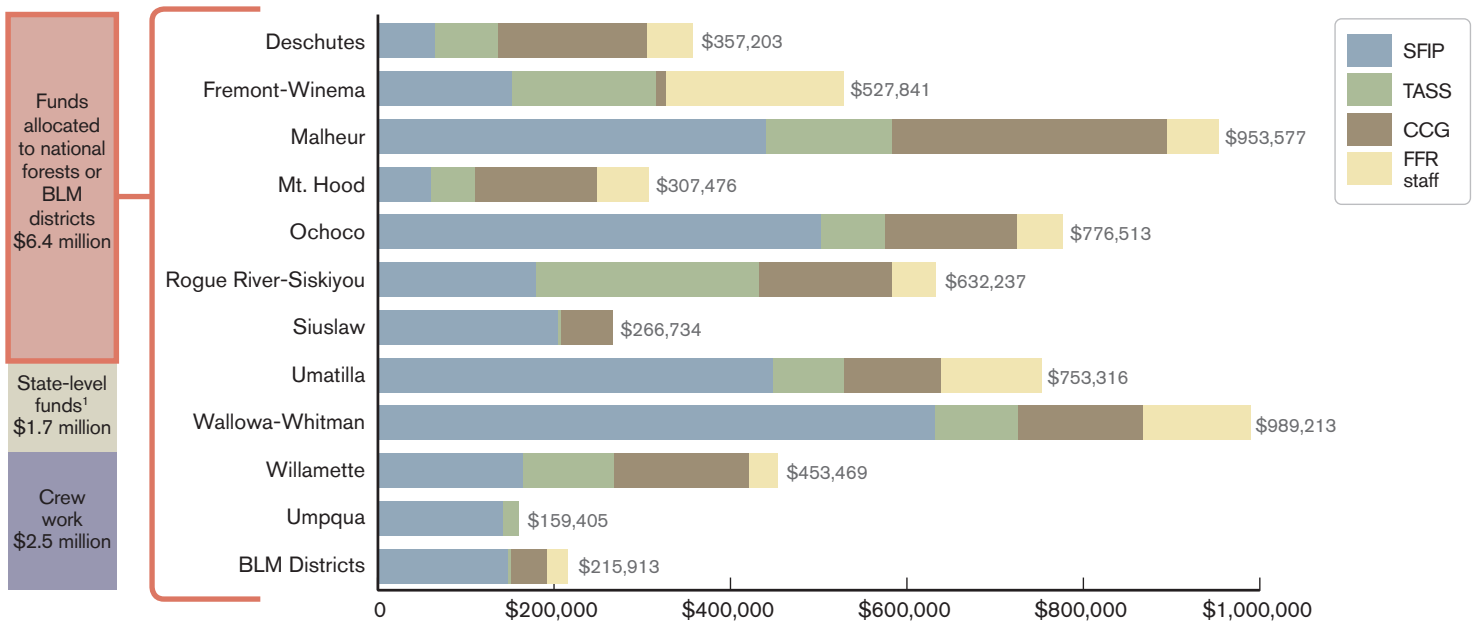


UNIVERSITY OF OREGON



University of Idaho
Policy Analysis Group

Federal Forest Restoration Program spending by national forest and BLM district, FY 2014–2019¹



¹ Statewide investments include investments with regional or statewide impacts. Spending totals include 2017-2019 anticipated spending. 2013-2015 awards focused primarily on dry forests in eastern and southwestern Oregon. BLM District investments include: \$76,053 Medford; \$53,390 Prineville; \$51,496 Roseburg; and \$35,034 Coos Bay.

ECONOMIC IMPACTS OF FFRP INVESTMENTS

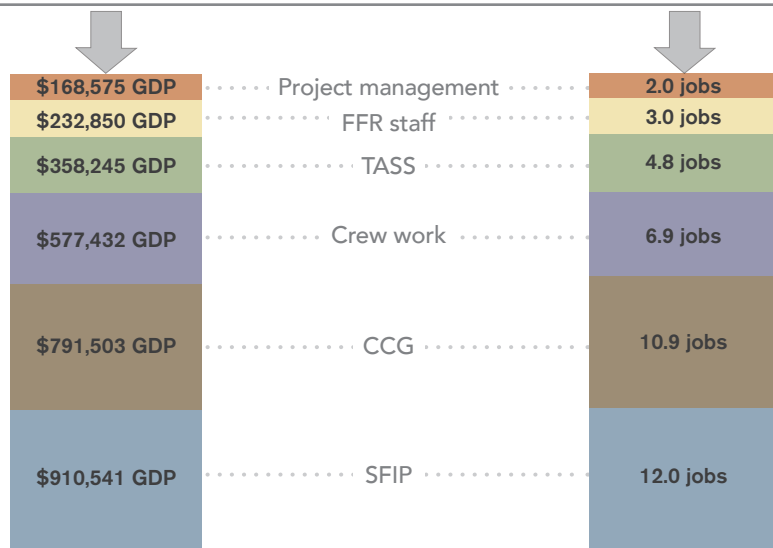
Spending by the FFRP supports economic activity across the state. FFRP funding totaled \$10.6 million from FY 2014 through FY 2019. The impacts of this spending, however, do not stop at the direct addition of these funds into Oregon's economy. FFRP investments have also leveraged at least \$4.0 million of matching funds and in-kind support from project partners. On average, FFRP funds and match-

ing contributions have totaled \$2.4 million per year every year for six years. These combined contributions support jobs and income across broad sectors as they ripple through the economy. On average, these investments have resulted in the generation of 39.6 jobs and \$3.04 million in gross domestic product (GDP) every year for six years.

FFRP INVESTMENTS GENERATED
(per year average)

\$3.04 million GDP - and - **39.6 JOBS**

BY FUNDING TYPE



Contributors: Anna Santo, Heidi Huber-Stearns, Autumn Ellison, Policy Analysis Group at the University of Idaho, Amelia Rhodewalt, and Emily Jane Davis. Funded by Oregon Department of Forestry. Header photo by Jesse Abrams.