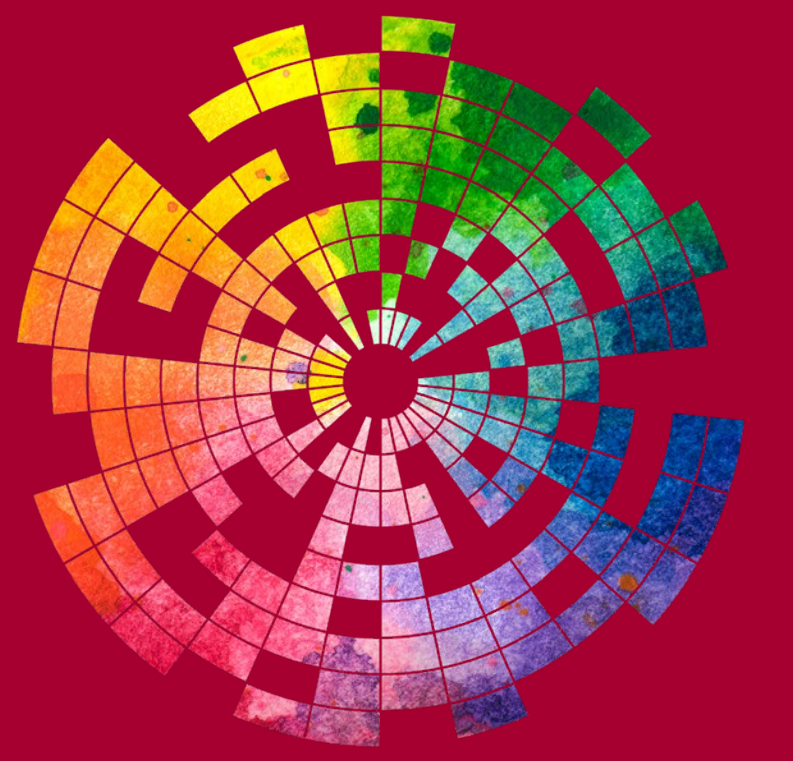


DESIGNING A DAILY RITUAL: A NIGHTSTAND IN RED ALDER

JILLIAN KELLETT

Department Of Interior Architecture, Research Mentor: Cory Olsen



DESIGN PROMPT

This furniture design studio used wood joinery techniques to create a cohesive "casegood" that better accommodated a daily ritual. This nightstand addresses multiple problems involving my personal morning and evening routines.

PROBLEMS TO SOLVE

THE CORD PROBLEM:

in a time where every device comes with its own charge cord, how do we manage to keep things organized? How do we integrate ugly cords into beautiful furniture?

THE STORAGE PROBLEM:

the items below are essential to my morning and evening routines. some are meant to be displayed, and others are personal. how can this piece incorporate both open and closed storage?

THE HEAVY SLEEPER:

as a vivid dreamer, it can be difficult to ensure that all my belongings stay where there are during the night. How can this nightstand keep items from being pushed off?

BEAUTIFUL AND FUNCTIONAL SOLUTIONS

THE CORD PROBLEM:


by incorporating a power strip behind the drawer, cords can be routed up the back or through the shelves. This conceals ugly cords and gives devices a convenient place to charge.

THE STORAGE PROBLEM:

multi-layered surfaces maximize surface area for items to rest. A central drawer conceals personal belongings, and a deep bottom shelf allows for various levels of privacy.

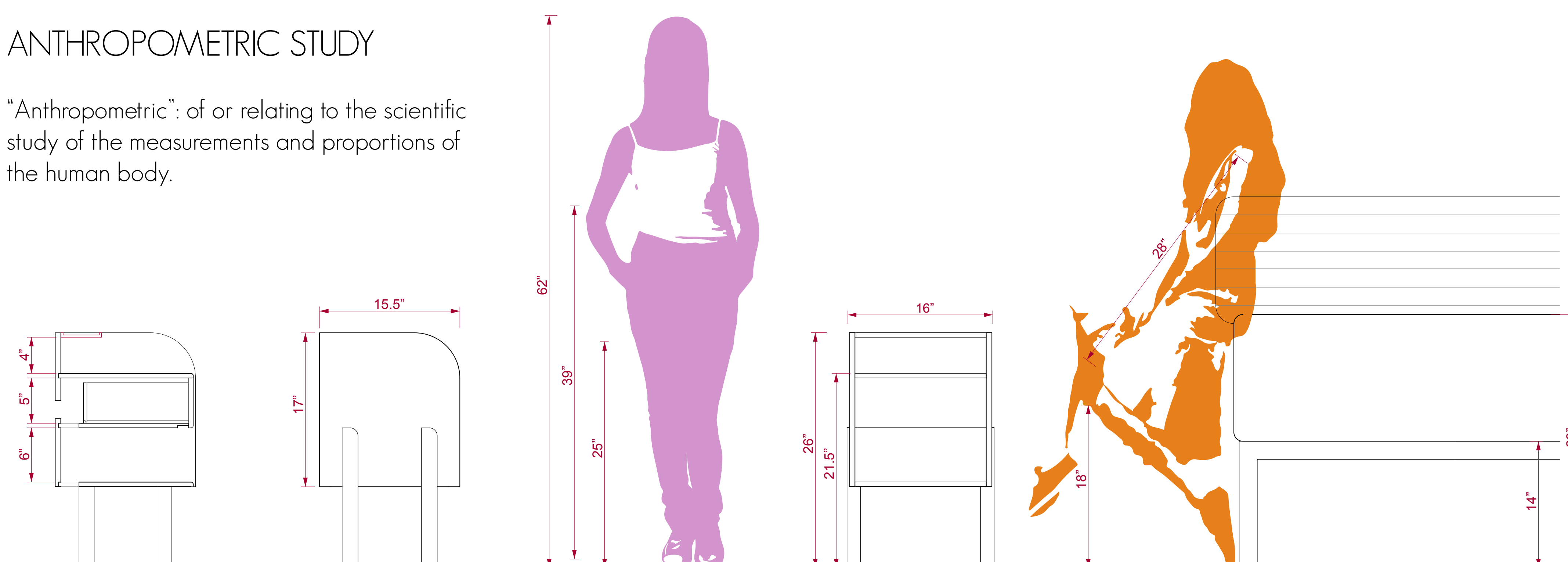
THE HEAVY SLEEPER:

by creating a shell that wraps around and above the top shelf, it's almost impossible to knock items off from the bedside. the rounded corners lighten the appearance of the piece and make sure users won't hurt themselves.




ANTHROPOMETRIC STUDY


"Anthropometric": of or relating to the scientific study of the measurements and proportions of the human body.



In-process nightstand for final studio review on December 6th, 2019.



Final nightstand design constructed in red alder with osmo oil finish.



Top row left to right: CNC routed tray, bullnose edge drawer detail, rounded legs grip side panels for stability and aesthetics, final construction front view. Bottom row left to right: interior drawer slides and shelf cutouts for cord organization, CNC routed tray in place with groove for cord organization.