

**ANNUAL REPORT HIGHLIGHTS  
ON GRANT AND CONTRACT ACTIVITY  
FISCAL YEAR 2003-04**

**OVERVIEW**

University of Oregon faculty secured a record \$90.2 million in grants, contracts and other competitive awards in fiscal year 2003-04, a 16% increase and \$12.4 million over the previous year. The fiscal year that ended June 30, 2004, is an impressive 56% increase over FY 2000-01, just three years ago.

Nearly 600 awards from external funding sources were made to 224 principal investigators in fiscal year 2003-04. Research institutes and centers that report to the Vice President for Research earned 51% of total award dollars. The College of Education academic programs and research institutes received 30% of total award dollars, the College of Arts and Sciences academic departments received 11% of external support, Museums earned 4%, and other units received the remaining 4% in grants and contracts funding.

More than 85% of the UO's research funding in the last fiscal year came directly or indirectly from federal agencies, totaling \$77.1 million, a significant increase of 10% over the prior fiscal year. The highest support came from three federal agencies: the U.S. Department of Education, at \$25.9 million (33% of total federal and sub-federal); U.S. Department of Health and Human Services which includes the National Institutes of Health, at \$24.5 million (32%); and the National Science Foundation, at \$12.3 million (16%).

Awards from foundations nearly doubled from the previous fiscal year, to \$3.5 million. Grants received for specialized equipment totaled \$2.4 million. Training grants and individual fellowships for student and faculty research totaled \$5.6 million.

Awards are categorized with one or more of the principle activities of research, instruction, or public service. Grants and contracts in FY 04 exceeded the prior year's totals in all three primary categories:

- ◆ Research                                 \$60.5 million (67.1%)
- ◆ Instruction                                \$6.9 million (7.7%)
- ◆ Public Service projects                \$22.7 million (25.2%)

Over 760 proposals were submitted with requests totaling \$132 million in first-year funding, representing a 26% jump in dollars requested over FY 03. Two-thirds of total proposals were for new and competitive renewal grants requesting \$86.9 million in first-year funding. Two-thirds of proposals requested federal and sub-federal support, totaling \$115.8 million or 87.8% of total dollars requested. Proposals requesting \$10.6 million were submitted to private foundations and corporations.

Expenditures on 1,122 active grants and contracts during the 2003-04 fiscal year totaled a record \$85.4 million. Expenditure totals do not match the award totals for the same fiscal year, as

grants are received and counted during one fiscal year but funds are spent over multiple fiscal periods. Research activities accounted for 76% of the total expenditures, while academic departments and other programs expended the remaining 24%. Personnel costs represented 48% of grant and contract expenditures, or \$40.3 million last fiscal year, with another \$29.3 million going for services, supplies, equipment and miscellaneous expenditures.

Facilities and Administrative (F&A) or indirect cost recovery totaled \$15.7M in FY 04, and 59% of the total recovered was returned directly to departments, centers and institutes, specialized labs, and shared scientific facilities, as additional research support. The remainder of F&A cost recovery supports general administration, research administration, facilities maintenance and operations, OUS administration and new building costs.

Charts and graphs are provided at these links, as separate sections for Awards, Proposals, F&A and Expenditures:

- \* Awards: [http://orsa.uoregon.edu/web/reports/pdf/FY2004\\_Awards.pdf](http://orsa.uoregon.edu/web/reports/pdf/FY2004_Awards.pdf)
- \* Proposals: [http://orsa.uoregon.edu/web/reports/pdf/FY2004\\_Proposals.pdf](http://orsa.uoregon.edu/web/reports/pdf/FY2004_Proposals.pdf)
- \* F&A and Expenditures: [http://orsa.uoregon.edu/web/reports/pdf/FY2004\\_FA\\_Expenditures.pdf](http://orsa.uoregon.edu/web/reports/pdf/FY2004_FA_Expenditures.pdf)

Awards can now be sorted by PI, co-PI, and submitting or home unit, from a database at this link:

- \* [http://orsa.uoregon.edu/AnnualReport2004/Annual\\_Report\\_2004.cfm](http://orsa.uoregon.edu/AnnualReport2004/Annual_Report_2004.cfm)

## ACRONYMS USED IN THIS REPORT

### Federal Agencies:

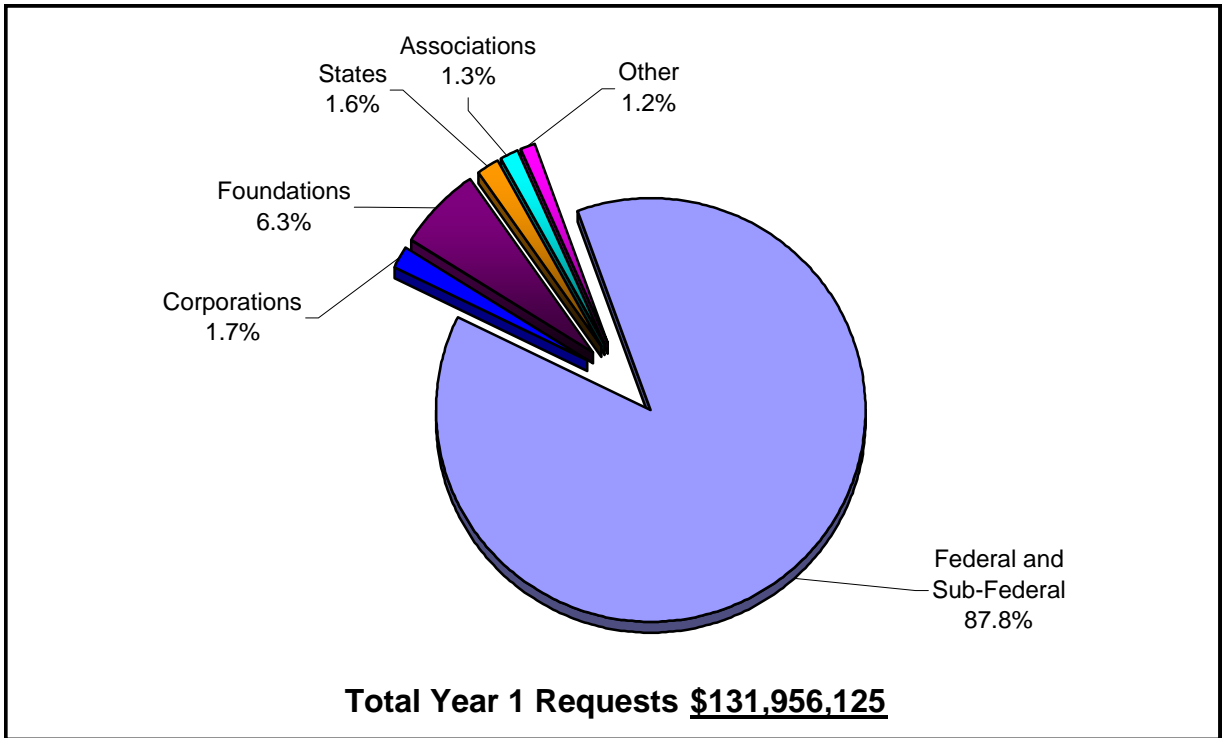
DHHS	U.S. Department of Health and Human Services (includes National Institutes of Health, or NIH)
DOD	U.S. Department of Defense
DOE	U.S. Department of Energy
DOI	U.S. Department of Interior
DOT	U.S. Department of Transportation
EDUC	U.S. Department of Education
EPA	Environmental Protection Agency
NSF	National Science Foundation
USDA	U.S. Department of Agriculture

### University of Oregon:

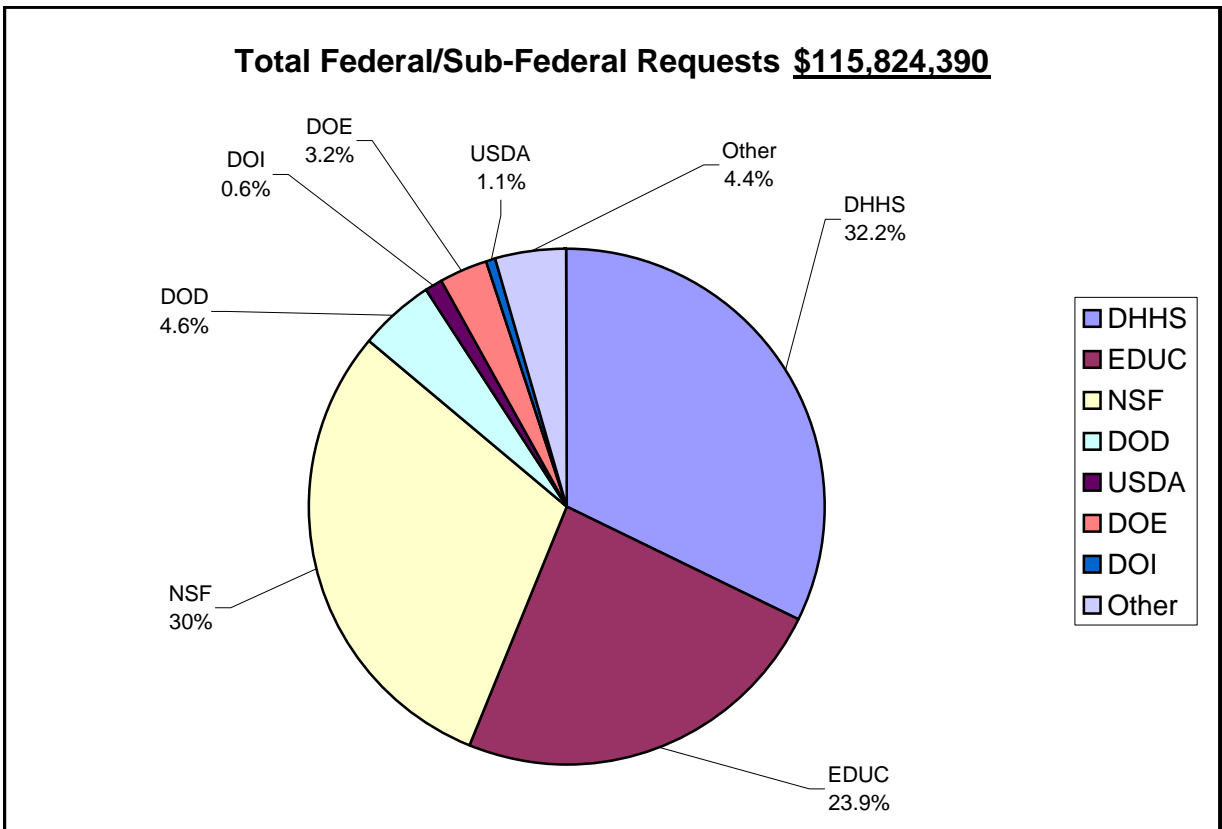
AAA	School of Architecture and Allied Arts
BUC	Building Use Credits
CAS	College of Arts and Sciences
CCRCI	Cross-Collegial Research Centers and Institutes
COE	College of Education
F&A	Facilities and Administrative (indirect) costs
FY	Fiscal Year (July 1 – June 30)
ICC	Indirect Cost Credits or F&A returned to units
JOURN	School of Journalism and Communication
LCB	Lundquist College of Business
OUS	Oregon University System
UO MUS	UO Museums
VPR C/I	Vice President for Research Centers and Institutes

# FY 04 PROPOSAL SUBMISSIONS

## DOLLARS REQUESTED BY AGENCY TYPE

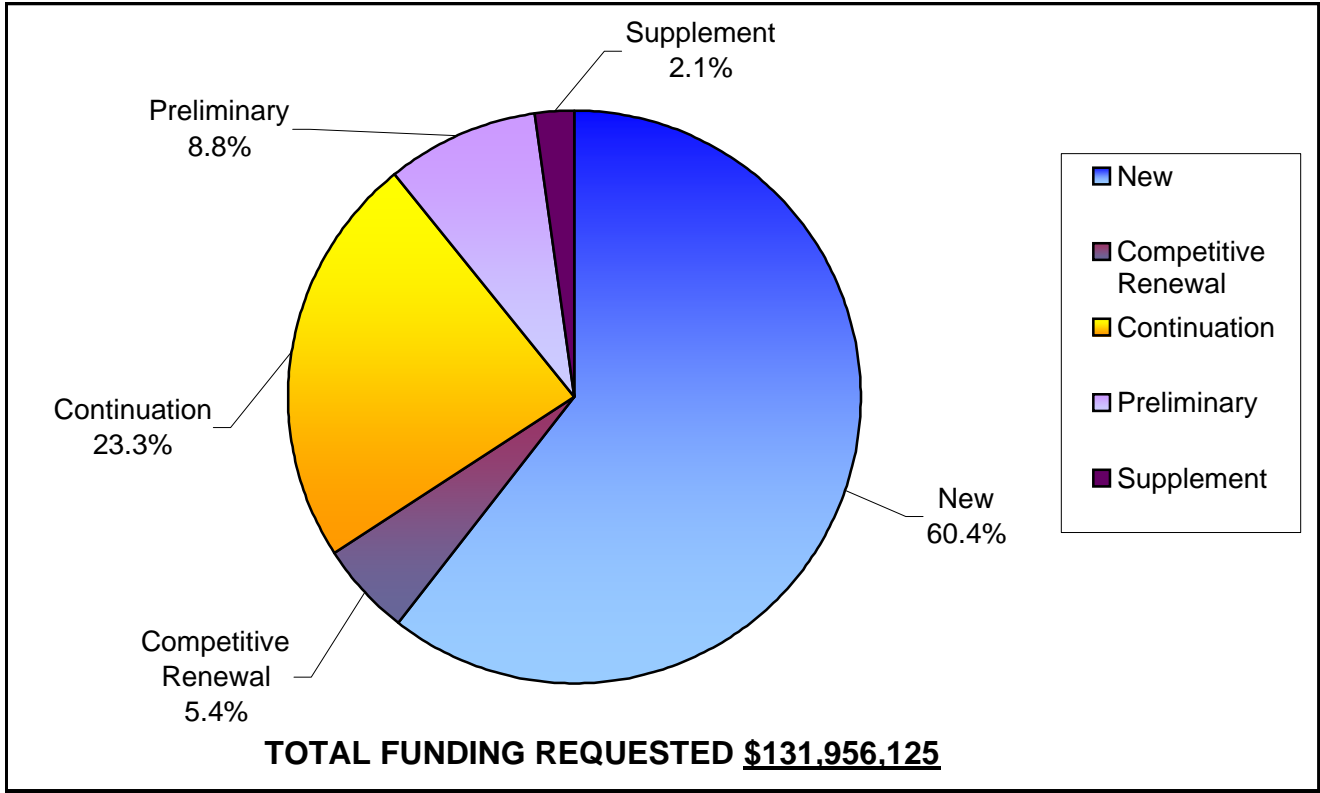


## DOLLARS REQUESTED BY FEDERAL AGENCY

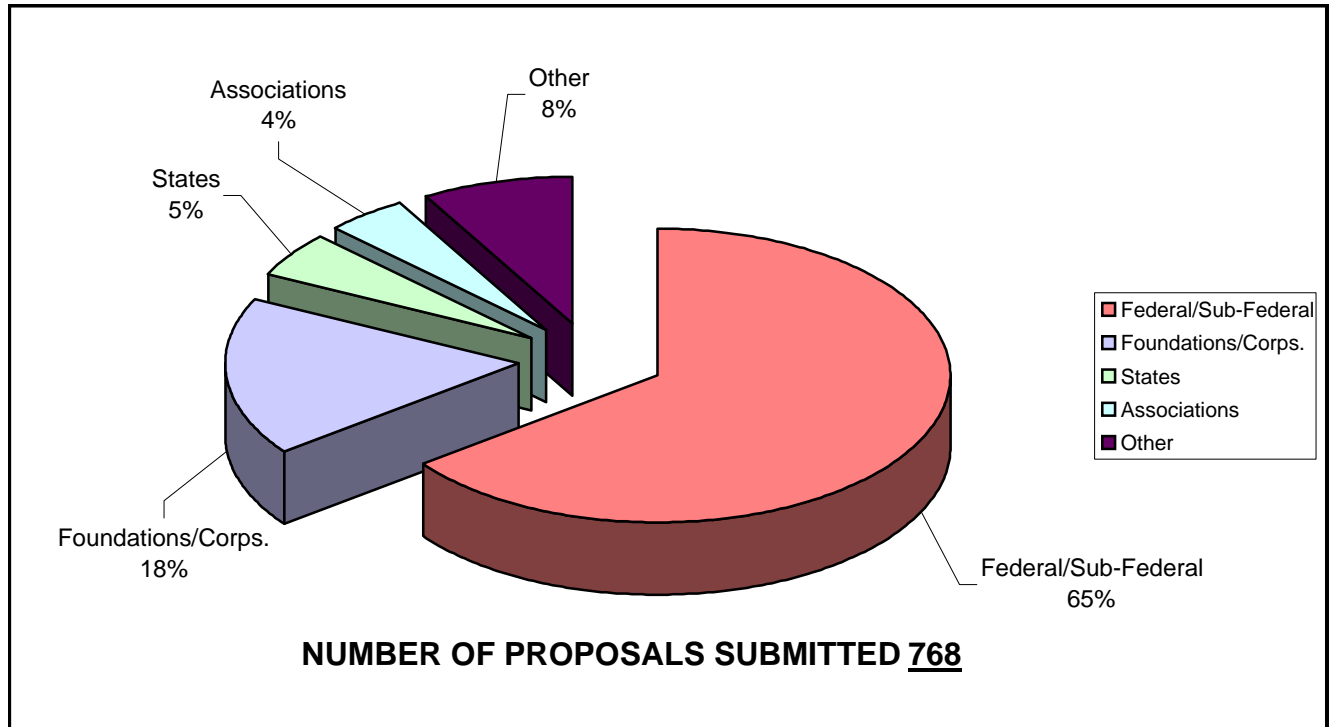


# FY 04 PROPOSAL SUBMISSIONS

## REQUESTED FUNDING BY APPLICATION TYPE



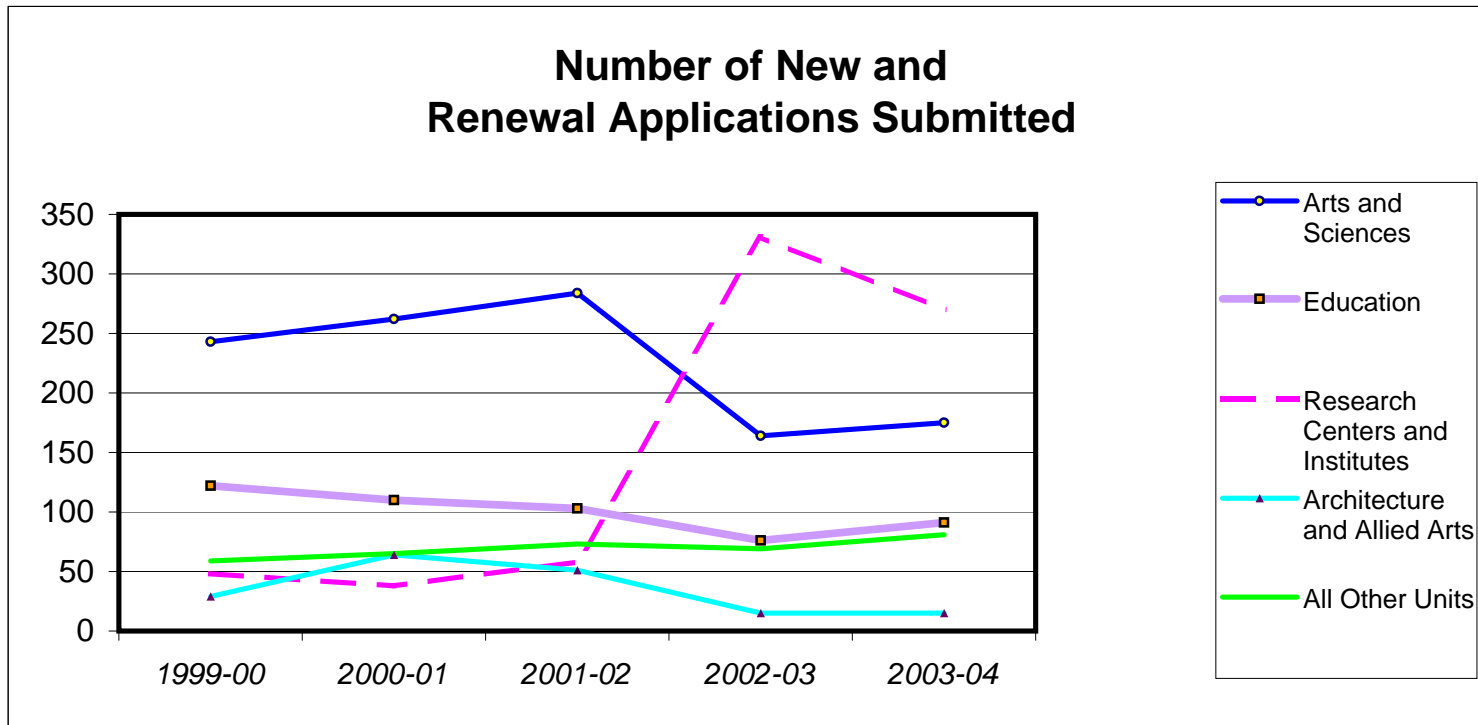
## NUMBER SUBMITTED BY AGENCY TYPE



## NEW AND COMPETITIVE RENEWAL APPLICATIONS BY SUBMITTING UNIT

<u>FISCAL YEAR</u>	<u>COLLEGE OF ARTS AND SCIENCES</u>	<u>COLLEGE OF EDUCATION</u>	<u>RESEARCH CENTERS AND INSTITUTES*</u>	<u>SCHOOL OF ARCHITECTURE AND ALLIED ARTS</u>	<u>ALL OTHER UNITS</u>	<u>TOTAL NUMBER</u>
1999-00	243	122	48	29	59	501
2000-01	262	110	38	64	65	539
2001-02	284	103	58	51	73	569
2002-03	164	76	331	15	69	655
2003-04	175	91	270	15	81	632

\*"Submitting Units" were reclassified in FY 2002-03 to reflect the research centers and institutes reporting to the Vice President for Research.



**PROPOSALS SUBMITTED FY 99 - FY 04  
FIRST-YEAR TOTAL REQUESTS**

<b>Submitting Unit*</b>	<b>FY 1998-99</b>	<b>FY 1999-00</b>	<b>FY 2000-01</b>	<b>FY 2001-02</b>	<b>FY 2002-03</b>	<b>FY 2003-04</b>
<b>COLLEGE OF ARTS AND SCIENCES*</b>						
Anthropology	\$744,582	\$215,197	\$157,158	\$424,054	\$285,833	\$149,145
Biology/Ecology and Evolution	1,797,581	1,989,860	1,790,551	987,956		
Chemistry	1,286,566	2,691,196	1,901,032	1,082,886	1,023,847	1,505,080
Classics	0	0	49,000	0		
Comparative Literature	4,000	0	0	0		
Computational Science Institute	5,349,209	2,303,797	1,709,872	165,000		
Computer and Information Science	1,551,574	3,496,889	2,815,683	3,002,483	2,338,121	4,309,104
Creative Writing	0	0	24,166	40,000		
East Asian Languages and Literatures	0	0	0	0	26,000	
Economics	30,000	217,108	361,051	65,910	286,241	253,157
English	32,800	10,000	10,000	0		
Environmental Studies	0	10,000	0	94,055	25,242	36,521
Folklore	0	0	5,000	0		
Geography	705,252	648,591	711,017	1,341,331	988,853	1,467,201
Geological Sciences	1,203,432	922,792	903,824	1,449,012	1,501,299	2,129,669
History	0	167,337	112,087	40,000		93,100
Human Physiology (Exercise and Movement Science)	589,177	198,577	772,862	733,521	1,893,072	2,566,845
International Studies	5,050	89,770	0	0	31,908	81,692
Linguistics	223,943	109,947	70,492	126,693	516,659	528,410
Materials Science Institute	3,328,397	4,215,943	6,446,870	4,645,773		
Mathematics	530,728	245,256	325,128	597,472	373,009	828,658
Molecular Biology, Institute of	7,342,541	9,634,817	7,677,848	11,551,355		
Neuroscience, Institute of	10,995,404	11,236,834	12,835,554	13,430,882		
Northwest Indian Language Institute						143,394
Oregon Center for Optics	1,073,377	441,004	1,210,851	1,277,355		
Oregon Institute of Marine Biology	1,390,808	1,542,274	776,184	650,400		
Philosophy	0	5,000	0	0		
Physics	1,283,770	7,482,478	5,788,624	1,412,694	1,632,345	1,130,285
Political Science	128,926	105,576	154,042	376,268	66,349	32,225
Psychology	5,908,158	8,611,469	5,903,574	9,582,567	7,479,018	5,926,640
Romance Languages	4,000	0	0	0		
Social Science Instruction Laboratory						10,000
Sociology	0	5,000	221,940	570,912	104,061	36,077
Solar Energy Center	0	0	0	5,000		
Theater Arts	0	31,000	0	0		
Theoretical Science, Institute of	1,492,105	1,676,669	1,325,956	1,919,610		
Women's and Gender Studies						21,333

**PROPOSALS SUBMITTED FY 99 - FY 04  
FIRST-YEAR TOTAL REQUESTS**

<b>Submitting Unit*</b>	<b>FY 1998-99</b>	<b>FY 1999-00</b>	<b>FY 2000-01</b>	<b>FY 2001-02</b>	<b>FY 2002-03</b>	<b>FY 2003-04</b>
Yamada Language Center	0	5,000	0	9,883		
<b>Total College of Arts and Sciences</b>	<b>\$47,001,380</b>	<b>\$58,309,381</b>	<b>\$54,060,366</b>	<b>\$55,583,072</b>	<b>\$18,571,857</b>	<b>\$21,248,536</b>
 <b>SCHOOL OF ARCHITECTURE AND ALLIED ARTS*</b>						
Architecture	\$1,182,256	\$178,273	\$142,829	\$112,645	\$140,960	\$13,000
Art	0	0	5,547	134,496		165,000
Art Education	0	0	0	0	10,850	
Art History	0	0	0	0	80,000	
Arts and Administration	15,000	0	2,000	0		
Community Service Center	0	813,694	1,272,179	1,516,123		
Dean, School of Architecture and Allied Arts						104,786
Historic Preservation	0	14,000	0	0		85,000
Housing Innovation, Center for	2,435,263	1,938,102	1,589,192	841,539		
Landscape Architecture	100,000	0	251,500	20,121		75,095
Planning, Public Policy and Management	998,115	927,398	937,391	393,504	488,709	221,626
<b>Total School of Architecture and Allied Arts</b>	<b>\$4,730,634</b>	<b>\$3,871,467</b>	<b>\$4,200,638</b>	<b>\$3,018,428</b>	<b>\$720,519</b>	<b>\$664,507</b>
 <b>CHARLES H. LUNDQUIST COLLEGE OF BUSINESS*</b>						
Accounting						\$12,960
Decision Sciences	0	0	0	0	\$50,477	45,369
Finance						169,654
Lundquist Center for Entrepreneurship	\$25,000	\$74,976	\$152,845	\$264,068	1,070,000	67,500
Management	3,788	24,861	10,000	0	125,980	
<b>Total Lundquist College of Business</b>	<b>\$28,788</b>	<b>\$99,837</b>	<b>\$162,845</b>	<b>\$264,068</b>	<b>\$1,246,457</b>	<b>\$295,483</b>
 <b>COLLEGE OF EDUCATION*</b>						
Advanced Technology in Education, Center for	\$1,101,057	\$1,276,544	\$724,690	\$971,586	\$999,008	\$1,788,697
Applied Behavioral and Communication Sciences	1,974,068	1,821,959	492,050	0		
Behavioral Research and Teaching						964,449
Career Information System	1,087,200	1,250,595	1,804,770	208,680	67,050	
Communication Disorders and Sciences					949,480	
Counseling Psychology and Human Services	0	0	11,200	5,719		
Dean, College of Education	0	0	0	1,004,320	30,456	600,000
Development of Educational Achievement, Institute for the	3,730,963	5,575,570	6,254,034	5,202,970	6,338,495	8,553,836
Early Intervention Program						291,413



**PROPOSALS SUBMITTED FY 99 - FY 04  
FIRST-YEAR TOTAL REQUESTS**

<b>Submitting Unit*</b>	<b>FY 1998-99</b>	<b>FY 1999-00</b>	<b>FY 2000-01</b>	<b>FY 2001-02</b>	<b>FY 2002-03</b>	<b>FY 2003-04</b>
Educational and Community Supports						3,529,055
Educational Leadership	634,737	0	0	206,954	101,830	
Educational Policy Research, Center for						1,840,916
Electronic Studying, Center for						6,560
Emerging Education Research, Center for						3,087,412
Family and Human Services	0	0	5,719	0		
Human Development, Center on	3,809,636	12,604,289	5,500,223	6,368,255	11,117,518	7,987,053
IntoCareers						104,249
Learning and Instructional Leadership	547,642	0	0	0		
School Psychology	0	0	10,000	0		
Special Education and Community Resources	373,345	0	682,843	1,172,306	552,262	
TACS/Western Regional Resource Center					2,208,133	2,191,175
Teacher Education	0	0	25,044	0	20,755	
Violence and Destructive Behavior, Institute on	3,602,311	2,568,540	2,291,640	2,243,798		2,063,672
<b>Total College of Education</b>	<b>\$16,860,959</b>	<b>\$25,097,497</b>	<b>\$17,802,213</b>	<b>\$17,384,588</b>	<b>\$22,384,987</b>	<b>\$33,008,487</b>
<b>SCHOOL OF JOURNALISM* AND COMMUNICATION</b>	<b>\$46,480</b>	<b>\$5,000</b>	<b>\$65,000</b>	<b>\$66,330</b>	<b>0</b>	<b>\$27,600</b>
<b>SCHOOL OF LAW*</b>	<b>\$315,793</b>	<b>\$515,316</b>	<b>\$437,589</b>	<b>\$360,882</b>	<b>\$277,272</b>	<b>\$95,929</b>
<b>SCHOOL OF MUSIC*</b>	<b>\$324,460</b>	<b>\$328,559</b>	<b>\$3,379,825</b>	<b>\$1,291,452</b>	<b>\$349,071</b>	<b>\$463,758</b>
<b>CROSS-COLLEGIAL RESEARCH CENTERS AND INSTITUTES*</b>						
Asian and Pacific Studies, Center for	\$387,791	\$935,043	\$262,294	0		
CAPS-Center for Applied Second Language Studies	167,888	563,668	611,520	\$895,690		
Child and Family Center	0	0	0	926,740		
Cognitive and Decision Sciences, Institute of	411,109	656,238	428,351	889,612		
Computational Intelligence Research Laboratory	143,593	388,658	586,487	1,869,040		
Diversity and Community, Center on	0	0	0	100,000		
Labor Education and Research Center	248,081	535,215	650,005	342,163	\$479,229	\$421,913
Oregon Survey Research Laboratory	268,760	338,232	942,112	326,700		
Study of Women in Society, Center for the	991,923	1,226,322	1,093,501	929,233		

**PROPOSALS SUBMITTED FY 99 - FY 04  
FIRST-YEAR TOTAL REQUESTS**

<b>Submitting Unit*</b>	<b>FY 1998-99</b>	<b>FY 1999-00</b>	<b>FY 2000-01</b>	<b>FY 2001-02</b>	<b>FY 2002-03</b>	<b>FY 2003-04</b>
Sustainable Environment, Institute for a	234,303	271,573	475,854	886,141		
<b>Total Cross-Collegial Research Centers and Institutes</b>	<b>\$2,853,448</b>	<b>\$4,914,949</b>	<b>\$5,050,124</b>	<b>\$7,165,319</b>	<b>\$479,229</b>	<b>\$421,913</b>
 <b>MUSEUMS*</b>						
Museum of Anthropology	\$407,820	\$483,076	\$326,344	\$764,978	\$796,918	\$2,920,739
Museum of Art	5,759,398	2,648,472	1,861,183	1,766,059	201,200	712,934
Museum of Natural History	25,750	12,548	10,000	101,767	101,429	52,200
<b>Total Museums</b>	<b>\$6,192,968</b>	<b>\$3,144,096</b>	<b>\$2,197,527</b>	<b>\$2,632,804</b>	<b>\$1,099,547</b>	<b>\$3,685,873</b>
 <b>ADMINISTRATIVE OFFICES*</b>						
Continuation Center	\$22,000	\$284,063	\$50,760	\$58,000	\$36,000	\$100,000
Dean of Students	0	1,475	0	0		
Facilities Services	0	15,000	0	0	28,938	
Graduate School	64,940	0	0	31,978	36,804	24,600
International Education and Exchange	0	1,700	825	0		
President, Office of	0	0	1,020,000	559,700		
Provost, Office of	0	110,000	0	0		
University Computing Center	407,894	53,334	863,839	386,453	1,393,853	42,855
Vice President for Research	0	0	0	120,000		
<b>Total Administrative Offices</b>	<b>\$494,834</b>	<b>\$465,572</b>	<b>\$1,935,424</b>	<b>\$1,156,131</b>	<b>\$1,495,595</b>	<b>\$167,455</b>
 <b>OTHER PROGRAMS*</b>						
Academic Learning Services	\$241,932	0	0	\$111,782	\$258,927	
American English Institute	0	0	0	0		
Career Center	13,000	\$13,650	\$13,650	13,650	14,099	\$25,698
Erb Memorial Union	53,460	42,200	27,250	17,850	49,350	34,077
Financial Aid	0	0	15,000	0		
Health Center	0	0	0	2,500		
Library	94,959	304,349	1,481,178	798,851	168,812	268,599
New Media Center	0	7,178	0	0		
Student Life	119,744	340,338	8,312	186,359		161,824
<b>Total Other Programs</b>	<b>\$523,095</b>	<b>\$707,715</b>	<b>\$1,545,390</b>	<b>\$1,130,992</b>	<b>\$491,188</b>	<b>\$490,198</b>

**PROPOSALS SUBMITTED FY 99 - FY 04  
FIRST-YEAR TOTAL REQUESTS**

<b>Submitting Unit*</b>	<b>FY 1998-99</b>	<b>FY 1999-00</b>	<b>FY 2000-01</b>	<b>FY 2001-02</b>	<b>FY 2002-03</b>	<b>FY 2003-04</b>
<b>VICE PRESIDENT FOR RESEARCH*</b>						
Applied Second Language Studies, Center for					\$568,885	\$637,233
Asian and Pacific Studies, Center for					160,220	583,558
Child and Family Center					5,745,720	6,655,192
Cognitive and Decision Sciences, Institute of					169,978	940,630
Community Service Center					1,409,782	1,754,238
Computational Intelligence Research Laboratory					135,052	
Computational Science Institute					398,741	
Diversity and Community, Center on					230,030	
Ecology and Evolutionary Biology, Center for					1,802,910	2,083,122
Housing Innovation, Center for					144,506	730,824
Lewis Center for Neuroimaging						372,500
Materials Science Institute					5,326,394	15,529,734
Molecular Biology, Institute of					14,324,499	11,220,807
Neuroinformatics Center					2,352,547	1,141,037
Neuroscience, Institute of					13,909,438	15,260,735
Oregon Center for Optics					1,937,581	1,433,740
Oregon Institute of Marine Biology					1,862,515	734,720
Oregon Survey Research Laboratory					566,353	1,366,585
Policy Research and Innovation, Institute for						506,848
Study of Women in Society, Center for the					999,913	1,775,812
Sustainable Environment, Institute for a					445,495	961,998
Theoretical Science, Institute of					2,532,698	1,499,759
Vice President for Research					561,951	6,197,314
Violence and Destructive Behavior, Institute on					2,088,868	
<b>Total Vice President for Research</b>					<b>\$57,674,076</b>	<b>\$71,386,386</b>
 <b>TOTAL YEAR 1 AMOUNT REQUESTED</b>	 <b>\$79,372,839</b>	 <b>\$97,459,389</b>	 <b>\$90,836,941</b>	 <b>\$90,054,066</b>	 <b>\$104,789,798</b>	 <b>\$131,956,125</b>

\*"Submitting Units" were reclassified in FY 2002-03 to reflect the research centers and institutes under the Vice President for Research.

**PROPOSALS SUBMITTED FY 99 - FY 04 BY SUBMITTING UNIT**

<b>BY SUBMITTING UNIT*</b>	<b>**COLL</b>	<b>FY 1998-99</b>	<b>FY 1999-00</b>	<b>FY 2000-01</b>	<b>FY 2001-02</b>	<b>FY 2002-03</b>	<b>FY 2003-04</b>
Academic Learning Services	Other	\$241,932	0	0	\$111,782	\$258,927	
Accounting	LCB						\$12,960
Advanced Technology in Education, Center for	COE	1,101,057	\$1,276,544	\$724,690	971,586	999,008	1,788,697
American English Institute	Other	0	0	0	0		
Anthropology	CAS	744,582	215,197	157,158	424,054	285,833	149,145
Applied Behavioral and Communication Sciences	COE	1,974,068	1,821,959	492,050	0		
Applied Second Language Studies, Center for	VPR C/I					568,885	637,233
Architecture	AAA	1,182,256	178,273	142,829	112,645	140,960	13,000
Art	AAA	0	0	5,547	134,496		165,000
Art Education	AAA	0	0	0	0	10,850	
Art History	AAA	0	0	0	0	80,000	
Arts and Administration	AAA	15,000	0	2,000	0		
Asian and Pacific Studies, Center for	VPR C/I	387,791	935,043	262,294	0	160,220	583,558
Behavioral Research and Teaching	COE						964,449
Biology/Ecology and Evolution	CAS	1,797,581	1,989,860	1,790,551	987,956		
CAPS-Center for Applied Second Language Studies	CCRCI	167,888	563,668	611,520	895,690		
Career Center	Other	13,000	13,650	13,650	13,650	14,099	25,698
Career Information System	COE	1,087,200	1,250,595	1,804,770	208,680	67,050	
Chemistry	CAS	1,286,566	2,691,196	1,901,032	1,082,886	1,023,847	1,505,080
Child and Family Center	VPR C/I	0	0	0	926,740	5,745,720	6,655,192
Classics	CAS	0	0	49,000	0		
Cognitive and Decision Sciences, Institute of	VPR C/I	411,109	656,238	428,351	889,612	169,978	940,630
Communication Disorders and Sciences	COE					949,480	
Community Service Center	VPR C/I	0	813,694	1,272,179	1,516,123	1,409,782	1,754,238
Comparative Literature	CAS	4,000	0	0	0		
Computational Intelligence Research Laboratory	VPR C/I	143,593	388,658	586,487	1,869,040	135,052	
Computational Science Institute	VPR C/I	5,349,209	2,303,797	1,709,872	165,000	398,741	
Computer and Information Science	CAS	1,551,574	3,496,889	2,815,683	3,002,483	2,338,121	4,309,104
Continuation Center	Admin	22,000	284,063	50,760	58,000	36,000	100,000
Counseling Psychology and Human Services	COE	0	0	11,200	5,719		
Creative Writing	CAS	0	0	24,166	40,000		
Dean of Students	Admin	0	1,475	0	0		
Dean, College of Education	COE	0	0	0	1,004,320	30,456	600,000
Dean, School of Architecture and Allied Arts	AAA						104,786
Decision Sciences	LCB	0	0	0	0	50,477	45,369
Development of Educational Achievement, Institute for the	COE	3,730,963	5,575,570	6,254,034	5,202,970	6,338,495	8,553,836
Diversity and Community, Center on	VPR C/I	0	0	0	100,000	230,030	
Early Intervention Program	COE						291,413
East Asian Languages and Literatures	CAS	0	0	0	0	26,000	
Ecology and Evolutionary Biology, Center for	VPR C/I					1,802,910	2,083,122
Economics	CAS	30,000	217,108	361,051	65,910	286,241	253,157

**PROPOSALS SUBMITTED FY 99 - FY 04 BY SUBMITTING UNIT**

<b>BY SUBMITTING UNIT*</b>	<b>**COLL</b>	<b>FY 1998-99</b>	<b>FY 1999-00</b>	<b>FY 2000-01</b>	<b>FY 2001-02</b>	<b>FY 2002-03</b>	<b>FY 2003-04</b>
Educational and Community Supports	COE						3,529,055
Educational Leadership	COE	634,737	0	0	206,954	101,830	
Educational Policy Research, Center for	COE						1,840,916
Electronic Studying, Center for	COE						6,560
Emerging Education Research, Center for	COE						3,087,412
English	CAS	32,800	10,000	10,000	0		
Environmental Studies	CAS	0	10,000	0	94,055	25,242	36,521
Erb Memorial Union	Other	53,460	42,200	27,250	17,850	49,350	34,077
Facilities Services	Admin	0	15,000	0	0	28,938	
Family and Human Services	COE	0	0	5,719	0		
Finance	LCB						169,654
Financial Aid	Other	0	0	15,000	0		
Folklore	CAS	0	0	5,000	0		
Geography	CAS	705,252	648,591	711,017	1,341,331	988,853	1,467,201
Geological Sciences	CAS	1,203,432	922,792	903,824	1,449,012	1,501,299	2,129,669
Graduate School	Admin	64,940	0	0	31,978	36,804	24,600
Health Center	Other	0	0	0	2,500		
Historic Preservation	AAA	0	14,000	0	0		85,000
History	CAS	0	167,337	112,087	40,000		93,100
Housing Innovation, Center for	VPR C/I	2,435,263	1,938,102	1,589,192	841,539	144,506	730,824
Human Development, Center on	COE	3,809,636	12,604,289	5,500,223	6,368,255	11,117,518	7,987,053
Human Physiology (Exercise and Movement Science)	CAS	589,177	198,577	772,862	733,521	1,893,072	2,566,845
International Affairs	Admin	0	0	0	0		
International Education and Exchange	Admin	0	1,700	825	0		
International Studies	CAS	5,050	89,770	0	0	31,908	81,692
IntoCareers	COE						104,249
Journalism and Communication, School of	JOU	46,480	5,000	65,000	66,330	0	27,600
Labor Education and Research Center	CCRCI	248,081	535,215	650,005	342,163	479,229	421,913
Landscape Architecture	AAA	100,000	0	251,500	20,121		75,095
Law, School of	Law	315,793	515,316	437,589	360,882	277,272	95,929
Learning and Instructional Leadership	COE	547,642	0	0	0		
Lewis Center for Neuroimaging	VPR C/I						372,500
Library	Other	94,959	304,349	1,481,178	798,851	168,812	268,599
Linguistics	CAS	223,943	109,947	70,492	126,693	516,659	528,410
Lundquist Center for Entrepreneurship	LCB	25,000	74,976	152,845	264,068	1,070,000	67,500
Management	LCB	3,788	24,861	10,000	0	125,980	
Materials Science Institute	VPR C/I	3,328,397	4,215,943	6,446,870	4,645,773	5,326,394	15,529,734
Mathematics	CAS	530,728	245,256	325,128	597,472	373,009	828,658
Molecular Biology, Institute of	VPR C/I	7,342,541	9,634,817	7,677,848	11,551,355	14,324,499	11,220,807
Museum of Anthropology	UO MUS	407,820	483,076	326,344	764,978	796,918	2,920,739
Museum of Art	UO MUS	5,759,398	2,648,472	1,861,183	1,766,059	201,200	712,934

**PROPOSALS SUBMITTED FY 99 - FY 04 BY SUBMITTING UNIT**

<b>BY SUBMITTING UNIT*</b>	<b>**COLL</b>	<b>FY 1998-99</b>	<b>FY 1999-00</b>	<b>FY 2000-01</b>	<b>FY 2001-02</b>	<b>FY 2002-03</b>	<b>FY 2003-04</b>
Museum of Natural History	UO MUS	25,750	12,548	10,000	101,767	101,429	52,200
Music, School of	Music	324,460	328,559	3,379,825	1,291,452	349,071	463,758
Neuroinformatics Center	VPR C/I					2,352,547	1,141,037
Neuroscience, Institute of	VPR C/I	10,995,404	11,236,834	12,835,554	13,430,882	13,909,438	15,260,735
New Media Center	Other	0	7,178	0	0		
Northwest Indian Language Institute	CAS						143,394
Oregon Center for Optics	VPR C/I	1,073,377	441,004	1,210,851	1,277,355	1,937,581	1,433,740
Oregon Institute of Marine Biology	VPR C/I	1,390,808	1,542,274	776,184	650,400	1,862,515	734,720
Oregon Survey Research Laboratory	VPR C/I	268,760	338,232	942,112	326,700	566,353	1,366,585
Philosophy	CAS	0	5,000	0	0		
Physics	CAS	1,283,770	7,482,478	5,788,624	1,412,694	1,632,345	1,130,285
Planning, Public Policy and Management	AAA	998,115	927,398	937,391	393,504	488,709	221,626
Policy Research and Innovation, Institute for	VPR C/I						506,848
Political Science	CAS	128,926	105,576	154,042	376,268	66,349	32,225
President, Office of	Admin	0	0	1,020,000	559,700		
Provost, Office of	Admin	0	110,000	0	0		
Psychology	CAS	5,908,158	8,611,469	5,903,574	9,582,567	7,479,018	5,926,640
Romance Languages	CAS	4,000	0	0	0		
School Psychology	COE	0	0	10,000	0		
Social Science Instruction Laboratory	CAS						10,000
Sociology	CAS	0	5,000	221,940	570,912	104,061	36,077
Solar Energy Center	VPR C/I	0	0	0	5,000		
Special Education and Community Resources	COE	373,345	0	682,843	1,172,306	552,262	
Student Life	Other	119,744	340,338	8,312	186,359		161,824
Study of Women in Society, Center for the	VPR C/I	991,923	1,226,322	1,093,501	929,233	999,913	1,775,812
Sustainable Environment, Institute for a	VPR C/I	234,303	271,573	475,854	886,141	445,495	961,998
TACS/Western Regional Resource Center	COE					2,208,133	2,191,175
Teacher Education	COE	0	0	25,044	0	20,755	
Theater Arts	CAS	0	31,000	0	0		
Theoretical Science, Institute of	VPR C/I	1,492,105	1,676,669	1,325,956	1,919,610	2,532,698	1,499,759
University Computing Center	Admin	407,894	53,334	863,839	386,453	1,393,853	42,855
Vice President for Research	VPR C/I	0	0	0	120,000	561,951	6,197,314
Violence and Destructive Behavior, Institute on	COE	3,602,311	2,568,540	2,291,640	2,243,798	2,088,868	2,063,672
Women's and Gender Studies	CAS						21,333
Yamada Language Center	CAS	0	5,000	0	9,883		
<b>TOTAL ALL PROPOSALS RECEIVED</b>		<b>\$79,130,907</b>	<b>\$97,459,389</b>	<b>\$90,836,941</b>	<b>\$89,942,284</b>	<b>\$104,530,871</b>	<b>\$131,956,125</b>

\*"Submitting Units" were reclassified in FY 2002-03 to reflect the research centers and institutes under the Vice President for Research.

## PROPOSALS SUBMITTED FY 99 - FY 04 BY SUBMITTING UNIT

<b>BY SUBMITTING UNIT*</b>	<b>**COLL</b>	<b>FY 1998-99</b>	<b>FY 1999-00</b>	<b>FY 2000-01</b>	<b>FY 2001-02</b>	<b>FY 2002-03</b>	<b>FY 2003-04</b>
----------------------------	---------------	-------------------	-------------------	-------------------	-------------------	-------------------	-------------------

\*\* COLL - College, School level:

AAA - School of Architecture and Allied Arts

Admin - Administrative Offices

CAS - College of Arts and Sciences

CCRCI - Cross-Collegial Research Centers and Institutes

COE - College of Education

JOURN - School of Journalism and Communication

Law - School of Law

LCB - Lundquist College of Business

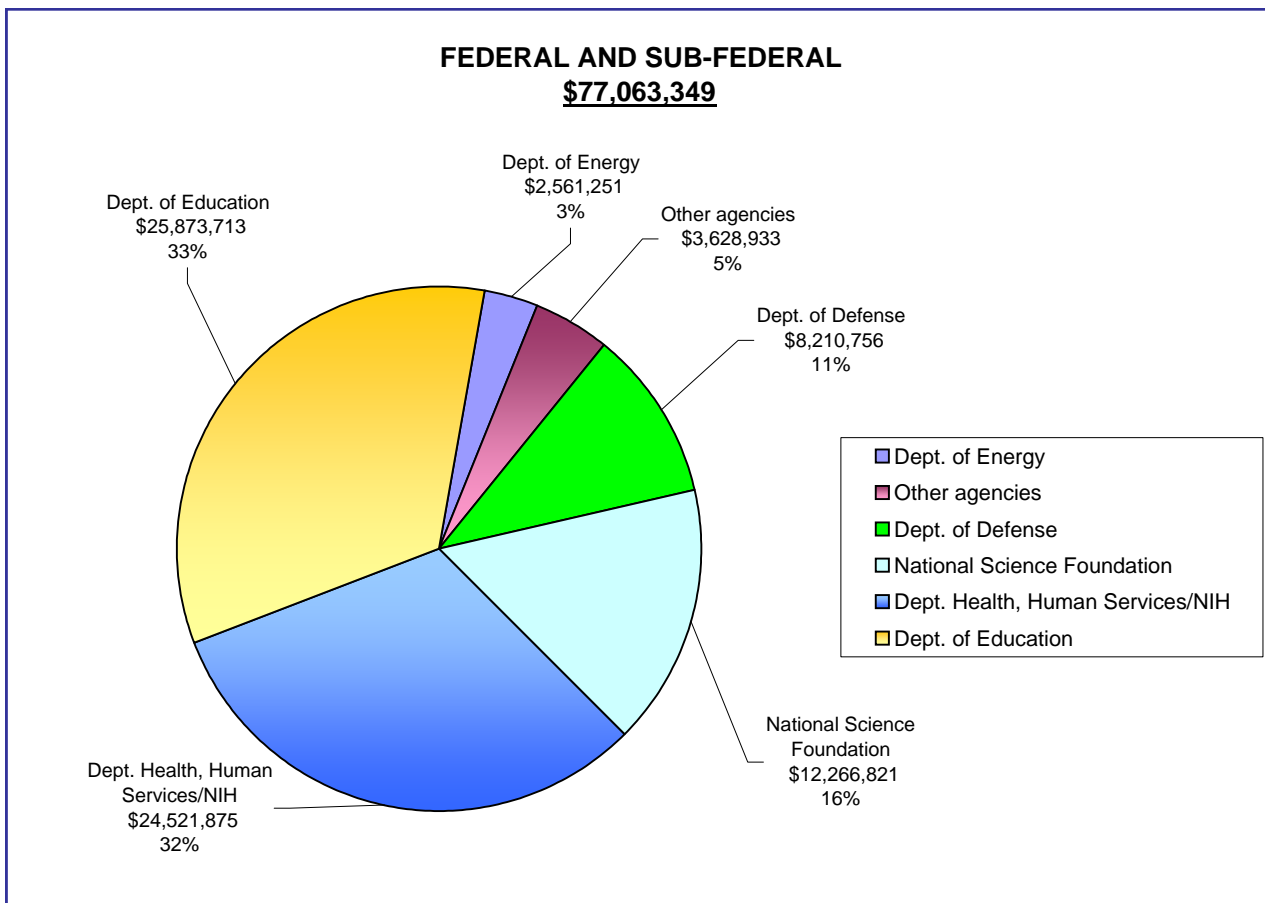
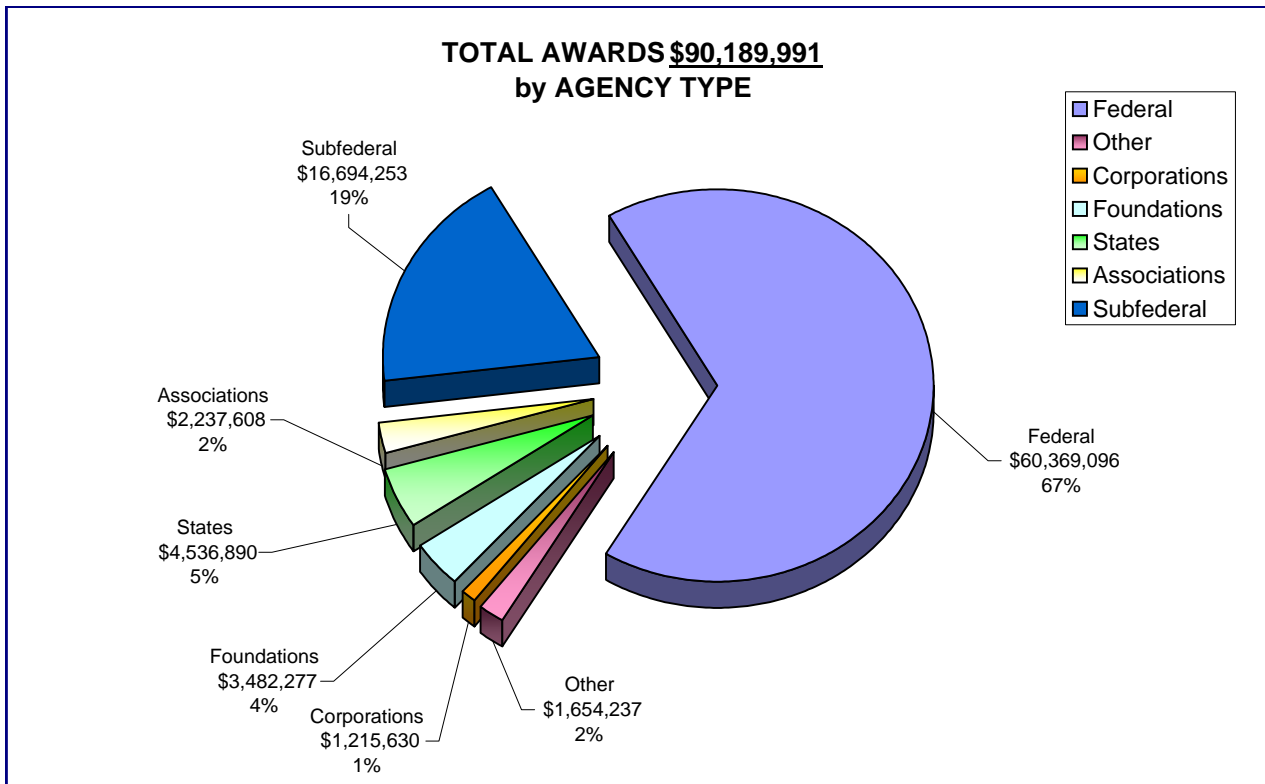
Music - School of Music

Other - Other UO units

UO MUS - University Museums

VPR C/I - Vice President for Research Centers and Institutes

# AWARDS RECEIVED FY 2003-04

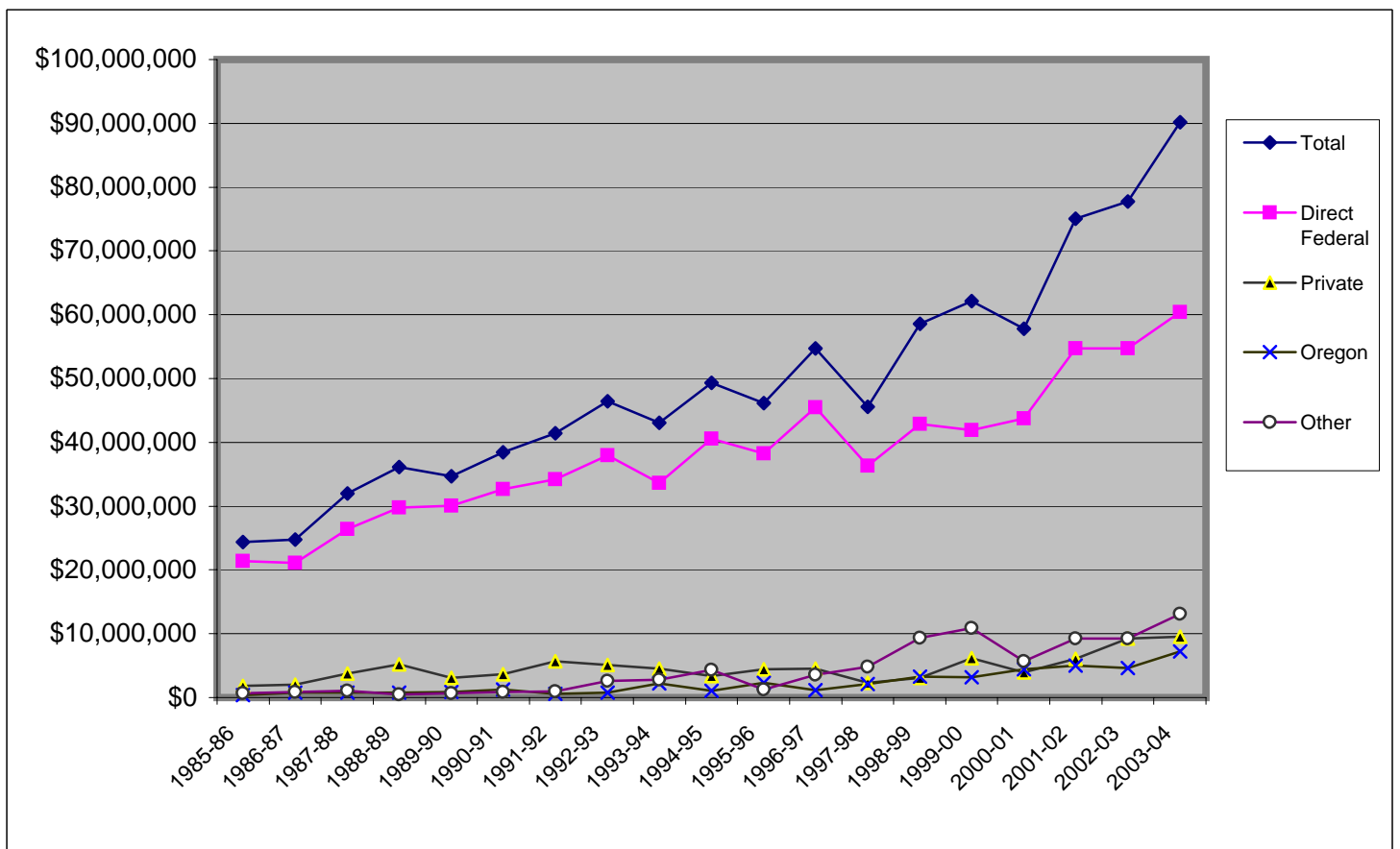




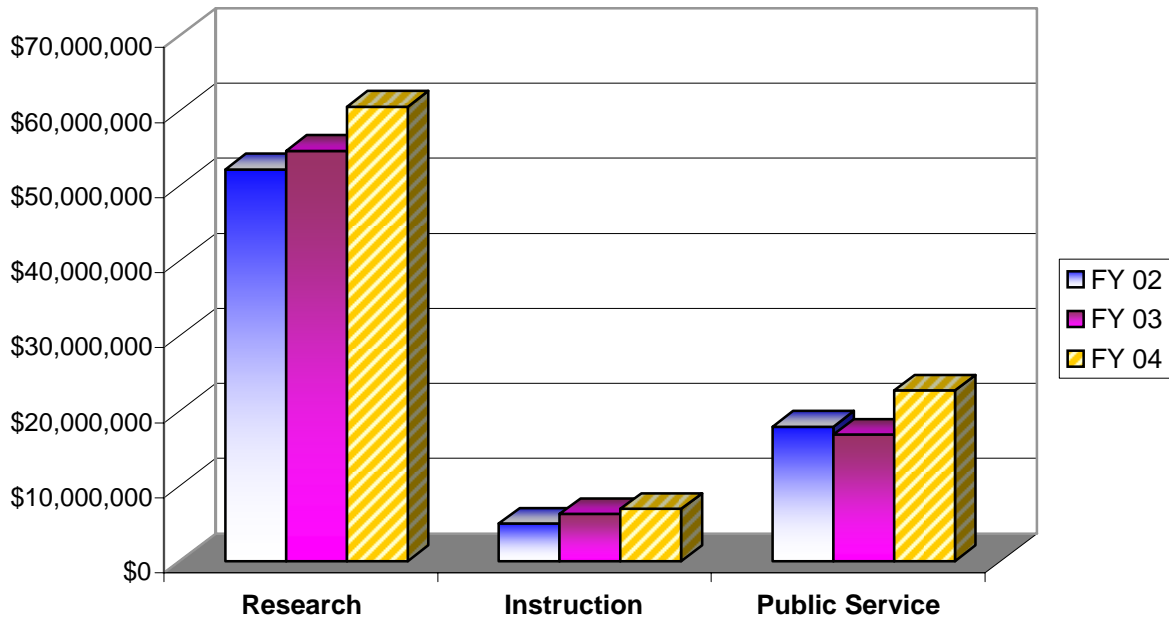
## TOTAL AWARDS RECEIVED A MULTI-YEAR SUMMARY

<u>FY</u>	<u>Total</u>	<u>Direct Federal</u>	<u>Private</u>	<u>Oregon</u>	<u>Other</u>
1985-86	\$24,335,347	\$21,423,814	\$1,843,294	\$353,685	\$714,554
1986-87	24,753,897	21,129,421	2,034,128	728,307	862,041
1987-88	32,001,971	26,404,350	3,795,002	757,347	1,045,272
1988-89	36,144,268	29,725,452	5,159,089	742,407	517,320
1989-90	34,691,675	30,035,647	3,095,893	878,327	681,808
1990-91	38,454,502	32,624,458	3,699,347	1,261,942	868,755
1991-92	41,439,740	34,233,730	5,719,960	552,165	933,885
1992-93	46,439,911	37,935,710	5,103,303	787,673	2,613,225
1993-94	43,084,988	33,600,910	4,487,702	2,232,849	2,763,527
1994-95	49,314,114	40,578,922	3,351,519	1,058,505	4,325,168
1995-96	46,193,068	38,223,508	4,443,654	2,299,892	1,226,014
1996-97	54,762,524	45,463,825	4,562,788	1,191,210	3,544,701
1997-98	45,583,399	36,310,750	2,311,703	2,129,020	4,831,926
1998-99	58,616,598	42,862,943	3,072,935	3,299,591	9,381,129
1999-00	62,146,230	41,866,861	6,206,444	3,175,232	10,897,693
2000-01	57,778,019	43,737,877	3,963,918	4,416,157	5,660,067
2001-02	75,055,860	54,767,149	6,077,083	4,976,439	9,235,189
2002-03	77,763,176	54,725,468	9,202,696	4,626,435	9,208,577
2003-04	90,189,991	60,369,096	9,511,585	7,185,722	13,123,588

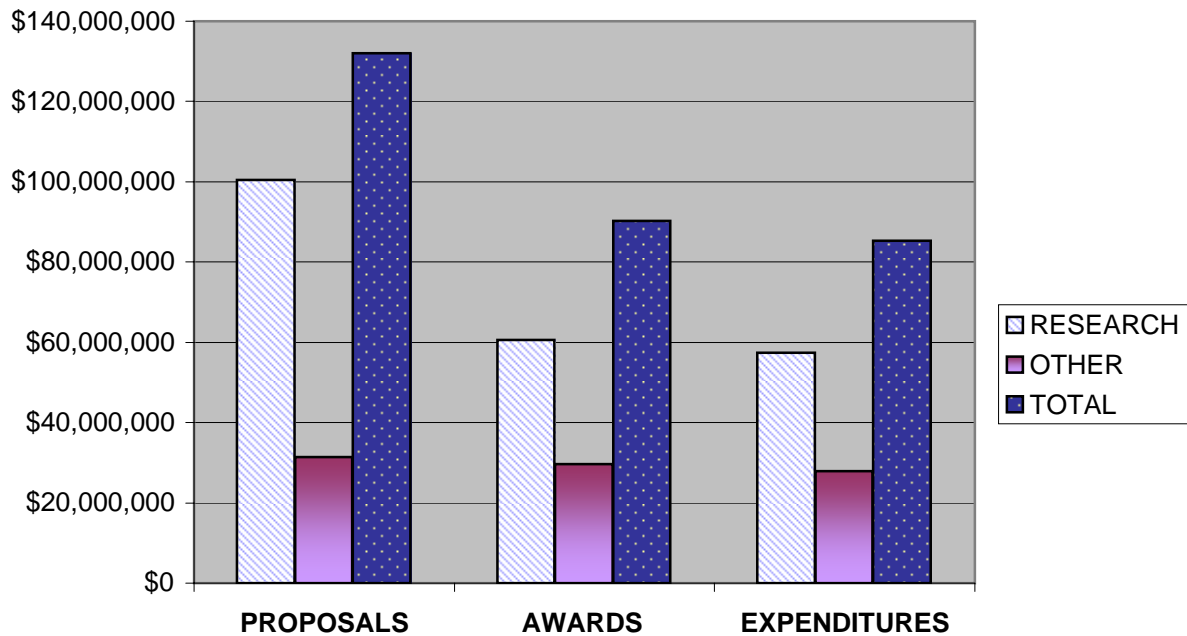
Note: Sub-federal flow-through funds are included in totals for Private, Oregon and Other.



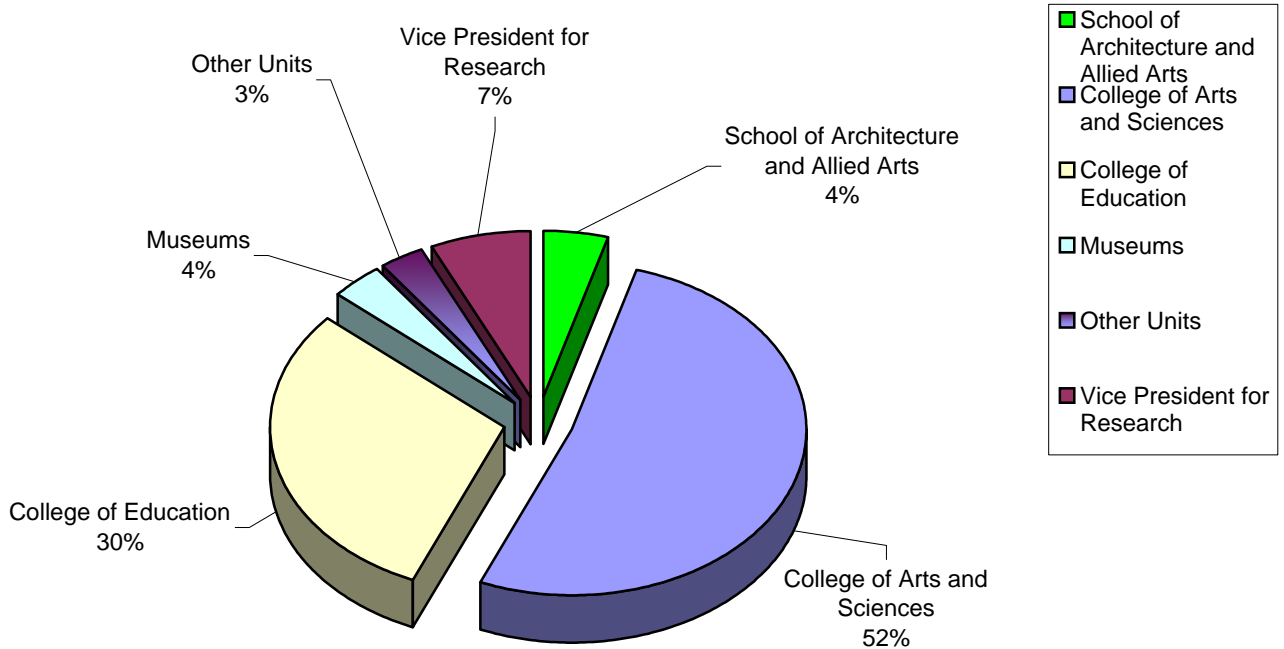
### AWARDS BY ACTIVITY - 3 YEAR PERIOD



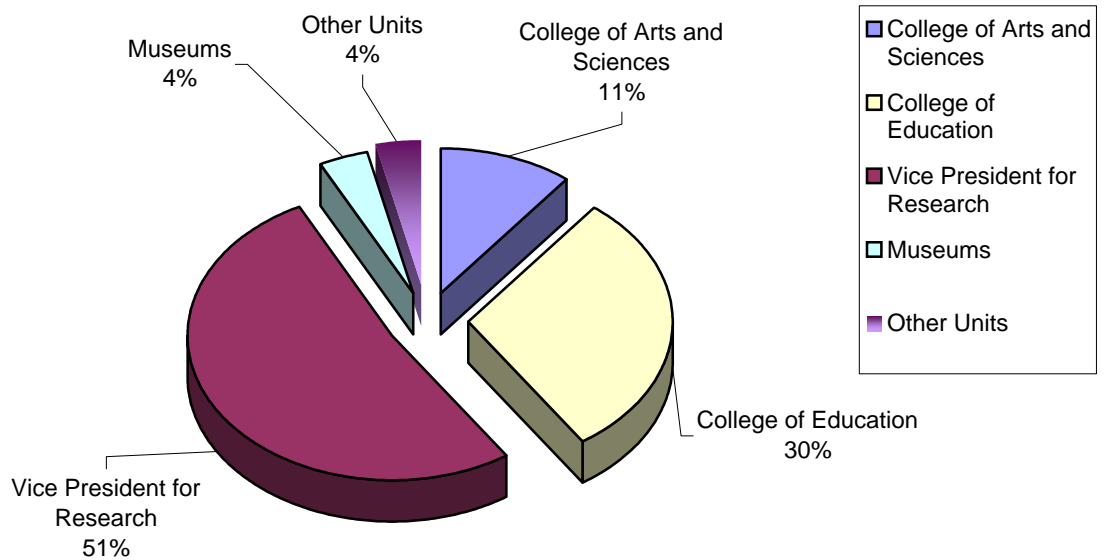
### FY 04 RESEARCH SUPPORT



## FY 04 AWARDS BY HOME UNIT OF PI, CO-PI



## FY 04 AWARDS BY SUBMITTING UNIT



## AWARDS RECEIVED FY 99 - FY 04

<b>BY SUBMITTING UNIT*</b>	<b>FY 1998-99</b>	<b>FY 1999-00</b>	<b>FY 2000-01</b>	<b>FY 2001-02</b>	<b>FY 2002-03</b>	<b>FY 2003-04</b>
<b>COLLEGE OF ARTS AND SCIENCES*</b>						
Anthropology	\$801,420	\$127,554	\$61,060	\$233,015	\$265,485	\$155,854
Biology/Ecology and Evolution	1,162,638	761,300	1,176,599	860,209		
Chemical Physics, Institute of	0	0	0	0		
Chemistry	963,220	1,687,188	1,690,924	750,360	1,221,341	405,687
Classics	0	0	0	49,000		
Computational Science Institute	540,585	296,366	361,648	659,656		
Computer and Information Science	862,048	1,768,888	840,823	1,582,115	910,542	821,335
Creative Writing	0	0	24,166	40,000		
Dean, College of Arts and Sciences	42,038	0	0	0		
East Asian Languages and Literatures	0	0	0	0	25,000	
Economics	136,514	24,931	165,667	292,500	240,790	345,094
English	27,000	2,500	0	0		
Environmental Studies	0	0	0	0	24,914	13,999
Geography	428,565	640,336	477,815	787,864	722,588	359,056
Geological Sciences	1,284,335	1,044,770	692,825	1,048,125	1,253,252	1,581,449
History	0	90,100	68,142	100	96,716	21,577
Human Physiology (Exercise and Movement Science)	196,498	80,950	139,268	439,842	1,137,941	1,649,055
Linguistics	85,000	182,840	0	170,957		50,000
Materials Science Institute	2,269,780	1,875,295	3,183,920	3,668,851		
Mathematics	300,180	480,615	409,277	472,232	487,642	348,810
Molecular Biology, Institute of	6,432,877	5,923,469	7,441,292	8,982,811		
Neuroscience, Institute of	8,918,340	8,150,891	6,360,712	11,289,370		
Oregon Center for Optics	585,534	1,425,149	993,819	1,363,476		
Oregon Institute of Marine Biology	289,017	654,106	475,618	1,111,570		
Physics	2,183,928	822,395	1,138,791	421,858	967,110	717,243
Political Science	126,164	38,573	48,400	33,884	9,522	174,223
Psychology	1,438,681	3,058,606	5,639,682	8,066,673	3,587,694	2,795,573
Romance Languages	179,985	0	0	0		
Social Science Instruction Laboratory						10,000
Sociology	41,000	5,000	145,753	86,309	30,000	18,200
Theoretical Science, Institute of	1,122,125	1,125,441	1,293,364	1,597,422		
Women's and Gender Studies						21,333
Yamada Language Center	0	10,000	0	0		
<b>Total College of Arts and Sciences</b>	<b>\$30,417,472</b>	<b>\$30,277,263</b>	<b>\$32,829,565</b>	<b>\$44,008,199</b>	<b>\$10,980,537</b>	<b>\$9,488,488</b>

## AWARDS RECEIVED FY 99 - FY 04

<b>BY SUBMITTING UNIT*</b>	<b>FY 1998-99</b>	<b>FY 1999-00</b>	<b>FY 2000-01</b>	<b>FY 2001-02</b>	<b>FY 2002-03</b>	<b>FY 2003-04</b>
<b>SCHOOL OF ARCHITECTURE AND ALLIED</b>						
<b>ARTS*</b>						
Architecture	\$80,350	\$187,374	0	\$214,461	\$151,431	\$13,000
Art	0	0	\$2,000	0		
Art History	28,000	0	0	0	40,000	40,000
Arts and Administration	10,000	2,000	5,547	0		
Community Service Center	0	399,765	678,243	951,304		
Dean, School of Architecture and Allied Arts						100,000
Fine and Applied Arts	0	0	0	0		
Historic Preservation	0	2,000	0	0		135,000
Housing Innovation, Center for	1,095,552	322,853	270,186	308,277		
Landscape Architecture	0	0	251,900	10,000	10,092	78,908
Planning, Public Policy and Management	961,795	354,995	733,755	414,934	68,950	79,267
<b>Total School of Architecture and Allied Arts</b>	<b>\$2,175,697</b>	<b>\$1,268,987</b>	<b>\$1,941,631</b>	<b>\$1,898,976</b>	<b>\$270,473</b>	<b>\$446,175</b>
<b>CHARLES H. LUNDQUIST COLLEGE OF</b>						
<b>BUSINESS*</b>						
Accounting						\$12,963
Decision Sciences						19,950
Lundquist Center for Entrepreneurship	\$116,657	\$55,692	\$138,550	\$90,000	\$70,000	67,500
Management	0	74,861	0	0	359,298	
<b>Total Lundquist College of Business</b>	<b>\$116,657</b>	<b>\$130,553</b>	<b>\$138,550</b>	<b>\$90,000</b>	<b>\$429,298</b>	<b>\$100,413</b>
<b>COLLEGE OF EDUCATION*</b>						
Advanced Technology in Education, Center for	\$1,037,537	\$808,119	\$1,830,944	\$1,464,876	\$962,897	\$283,190
Applied Behavioral and Communication Sciences	630,589	1,100,371	539,031	298,099		
Development of Educational Achievement, Institute for the	3,955,568	7,378,809	4,659,390	5,533,287	6,419,920	8,009,057
Early Intervention Program						1,252,149
Educational and Community Supports						4,665,540
Educational Leadership	639,000	923,430	197,541	0	74,374	
Emerging Education Research, Center for						112,085
Human Development, Center on	8,206,959	9,614,866	2,896,600	9,948,167	10,198,137	8,067,128
Learning and Instructional Leadership	480,000	0	0	0		
Other College of Education Units	1,091,900	1,250,595	2,129,513	9,719	95,368	
School Psychology						292,156
Special Education and Community Resources	719,965	290,054	0	1,939,117	2,107,618	

## AWARDS RECEIVED FY 99 - FY 04

<b>BY SUBMITTING UNIT*</b>	<b>FY 1998-99</b>	<b>FY 1999-00</b>	<b>FY 2000-01</b>	<b>FY 2001-02</b>	<b>FY 2002-03</b>	<b>FY 2003-04</b>
TACS/Western Regional Resource Center					1,190,460	2,486,795
Violence and Destructive Behavior, Institute on	1,798,412	2,785,112	2,808,179	2,250,481	1,337,191	1,962,539
<b>Total College of Education</b>	<b>\$18,559,930</b>	<b>\$24,151,356</b>	<b>\$15,061,198</b>	<b>\$21,443,746</b>	<b>\$22,385,965</b>	<b>\$27,130,639</b>
<b>SCHOOL OF JOURNALISM AND COMMUNICATION*</b>						<b>\$7,600</b>
<b>SCHOOL OF LAW*</b>	<b>\$460,840</b>	<b>\$459,996</b>	<b>\$525,691</b>	<b>\$793,342</b>	<b>\$253,872</b>	<b>0</b>
<b>SCHOOL OF MUSIC*</b>	<b>\$298,675</b>	<b>\$86,875</b>	<b>\$86,342</b>	<b>\$40,000</b>	<b>\$121,204</b>	<b>\$289,588</b>
<b>CROSS-COLLEGIAL RESEARCH CENTERS AND INSTITUTES*</b>						
Asian and Pacific Studies, Center for	\$864,470	\$230,646	\$163,748	\$168,500		
CAPS-Center for Applied Second Language Studies	10,500	310,268	495,267	104,613		
Cognitive and Decision Sciences, Institute of	354,324	361,838	48,039	168,767		
Computational Intelligence Research Laboratory	697,608	881,663	762,249	414,531		
Labor Education and Research Center	92,390	553,775	1,800,000	306,194	\$358,075	\$364,293
Oregon Survey Research Laboratory	344,435	274,757	928,475	399,248		
Study of Women in Society, Center for the	503,719	586,512	855,748	1,385,802		
Sustainable Environment, Institute for a	1,395,093	233,800	71,281	1,242,212		
<b>Total Cross-Collegial Research Centers and Institutes</b>	<b>\$4,262,539</b>	<b>\$3,433,259</b>	<b>\$5,124,807</b>	<b>\$4,189,867</b>	<b>\$358,075</b>	<b>\$364,293</b>
<b>MUSEUMS*</b>						
Museum of Anthropology	\$407,820	\$503,076	\$326,343	\$686,809	\$1,931,558	\$3,038,520
Museum of Art	47,690	340,625	216,326	102,427	108,581	158,500
Museum of Natural History	10,750	12,550	0	58,146	50,000	240,894
<b>Total Museums</b>	<b>\$466,260</b>	<b>\$856,251</b>	<b>\$542,669</b>	<b>\$847,382</b>	<b>\$2,090,139</b>	<b>\$3,437,914</b>
<b>ADMINISTRATIVE OFFICES*</b>						
Business Affairs Office	0	0	0	\$27,003		
Continuation Center	\$1,000	\$120,913	\$54,710	227,440	\$29,000	\$100,000
Graduate School	77,560	85,575	27,300	114,000	182,018	234,000
International Education and Exchange	45,267	7,545	800	0		

## AWARDS RECEIVED FY 99 - FY 04

<b>BY SUBMITTING UNIT*</b>	<b>FY 1998-99</b>	<b>FY 1999-00</b>	<b>FY 2000-01</b>	<b>FY 2001-02</b>	<b>FY 2002-03</b>	<b>FY 2003-04</b>
President, Office of the	0	0	0	250,000		125,000
Provost, Office of the	0	110,000	0	0		
University Computing Center	442,008	458,228	525,948	287,916	399,986	642,986
<b>Total Administrative Offices</b>	<b>\$565,835</b>	<b>\$782,261</b>	<b>\$608,758</b>	<b>\$906,359</b>	<b>\$611,004</b>	<b>\$1,101,986</b>
<b>OTHER PROGRAMS*</b>						
Academic Learning Services	\$357,588	\$561,892	\$585,032	\$684,712	\$724,130	\$705,134
Career Center	27,500	13,650	13,651	13,650	14,099	14,099
Erb Memorial Union	0	63,460	64,460	66,195	57,345	1,000
Health Center	860	0	0	0		
KWAX	0	0	0	0		
Library	670,715	50,000	247,353	73,432	68,176	106,803
New Media Center	0	2,252	0	0		
Student Life	236,030	8,175	8,312	0	186,359	
Undergraduate Studies						75,000
<b>Total Other Programs</b>	<b>\$1,292,693</b>	<b>\$699,429</b>	<b>\$918,808</b>	<b>\$837,989</b>	<b>\$1,050,109</b>	<b>\$902,036</b>
<b>VICE PRESIDENT FOR RESEARCH*</b>						
Applied Second Language Studies, Center for					\$577,665	\$606,498
Asian and Pacific Studies, Center for					100,000	10,000
Child and Family Center					3,551,795	4,341,769
Cognitive and Decision Sciences, Institute of					319,447	187,877
Community Service Center					792,809	1,260,429
Computational Intelligence Research Laboratory					1,058,732	253,169
Computational Science Institute					170,683	
Ecology and Evolutionary Biology, Center for					1,193,112	1,403,995
Housing Innovation, Center for					561,043	878,429
Materials Science Institute					4,004,600	4,473,644
Molecular Biology, Institute of					9,888,734	8,602,264
Neuroinformatics Center					729,510	2,381,747
Neuroscience, Institute of					10,889,653	11,165,576
Oregon Center for Optics					1,519,221	1,803,127
Oregon Humanities Center						47,377
Oregon Institute of Marine Biology					598,652	1,204,085
Oregon Survey Research Laboratory					469,419	648,852
Policy Research and Innovation, Institute for						662,536
Study of Women in Society, Center for the					901,051	78,536

## AWARDS RECEIVED FY 99 - FY 04

<b>BY SUBMITTING UNIT*</b>	<b>FY 1998-99</b>	<b>FY 1999-00</b>	<b>FY 2000-01</b>	<b>FY 2001-02</b>	<b>FY 2002-03</b>	<b>FY 2003-04</b>
Sustainable Environment, Institute for a					358,628	121,340
Theoretical Science, Institute of					1,467,746	1,356,609
Vice President for Research					60,000	5,433,000
<b>Total Vice President for Research</b>					<b>\$39,212,500</b>	<b>\$46,920,859</b>
<b>TOTAL ALL AWARDS RECEIVED</b>	<b>\$58,616,598</b>	<b>\$62,146,230</b>	<b>\$57,778,019</b>	<b>\$75,055,860</b>	<b>\$77,763,176</b>	<b>\$90,189,991</b>

\*"Submitting Units" were reclassified in FY 2002-03 to reflect the research centers and institutes reporting to the Vice President for Research. See Home Unit of PI and CO-PI for breakdown on awards by schools and colleges.



## AWARDS RECEIVED FY 99 - FY 04 BY SUBMITTING UNIT

<b>BY SUBMITTING UNIT*</b>	<b>**COLL</b>	<b>FY 1998-99</b>	<b>FY 1999-00</b>	<b>FY 2000-01</b>	<b>FY 2001-02</b>	<b>FY 2002-03</b>	<b>FY 2003-04</b>
Academic Learning Services	Other	\$357,588	\$561,892	\$585,032	\$684,712	\$724,130	\$705,134
Accounting	LCB						12,963
Advanced Technology in Education, Center for	COE	1,037,537	808,119	1,830,944	1,464,876	962,897	283,190
Anthropology	CAS	801,420	127,554	61,060	233,015	265,485	155,854
Applied Behavioral and Communication Sciences	COE	630,589	1,100,371	539,031	298,099		
Applied Second Language Studies, Center for	VPR C/I	10,500	310,268	495,267	104,613	577,665	606,498
Architecture	AAA	80,350	187,374		214,461	151,431	13,000
Art	AAA			2,000			
Art History	AAA	28,000				40,000	40,000
Arts and Administration	AAA	10,000	2,000	5,547			
Asian and Pacific Studies, Center for	VPR C/I	864,470	230,646	163,748	168,500	100,000	10,000
Biology/Ecology and Evolution	CAS	1,162,638	761,300	1,176,599	860,209		
Business Affairs Office	Admin				27,003		
Career Center	Other	27,500	13,650	13,651	13,650	14,099	14,099
Chemical Physics, Institute of	CAS						
Chemistry	CAS	963,220	1,687,188	1,690,924	750,360	1,221,341	405,687
Child and Family Center	VPR C/I					3,551,795	4,341,769
Classics	CAS				49,000		
Cognitive and Decision Sciences, Institute of	VPR C/I	354,324	361,838	48,039	168,767	319,447	187,877
Community Service Center	VPR C/I		399,765	678,243	951,304	792,809	1,260,429
Computational Intelligence Research Laboratory	VPR C/I	697,608	881,663	762,249	414,531	1,058,732	253,169
Computational Science Institute	VPR C/I	540,585	296,366	361,648	659,656	170,683	
Computer and Information Science	CAS	862,048	1,768,888	840,823	1,582,115	910,542	821,335
Continuation Center	Admin	1,000	120,913	54,710	227,440	29,000	100,000
Creative Writing	CAS			24,166	40,000		
Dean, College of Arts and Sciences	CAS	42,038					
Dean, School of Architecture and Allied Arts	AAA						100,000
Decision Sciences	LCB						19,950
Development of Educational Achievement, Institute for the	COE	3,955,568	7,378,809	4,659,390	5,533,287	6,419,920	8,009,057
Early Intervention Program	COE						1,252,149
East Asian Languages and Literatures	CAS					25,000	
Ecology and Evolutionary Biology, Center for	VPR C/I					1,193,112	1,403,995
Economics	CAS	136,514	24,931	165,667	292,500	240,790	345,094
Education, College of - Other Units	COE	1,091,900	1,250,595	2,129,513	9,719	95,368	
Educational and Community Supports	COE						4,665,540
Educational Leadership	COE	639,000	923,430	197,541		74,374	
Emerging Education Research, Center for	COE						112,085
English	CAS	27,000	2,500				
Environmental Studies	CAS					24,914	13,999
Erb Memorial Union	Other		63,460	64,460	66,195	57,345	1,000
Fine and Applied Arts	AAA						
Geography	CAS	428,565	640,336	477,815	787,864	722,588	359,056

## AWARDS RECEIVED FY 99 - FY 04 BY SUBMITTING UNIT

<b>BY SUBMITTING UNIT*</b>	<b>**COLL</b>	<b>FY 1998-99</b>	<b>FY 1999-00</b>	<b>FY 2000-01</b>	<b>FY 2001-02</b>	<b>FY 2002-03</b>	<b>FY 2003-04</b>
Geological Sciences	CAS	1,284,335	1,044,770	692,825	1,048,125	1,253,252	1,581,449
Graduate School	Admin	77,560	85,575	27,300	114,000	182,018	234,000
Health Center	Other	860					
Historic Preservation	AAA		2,000				135,000
History	CAS		90,100	68,142	100	96,716	21,577
Housing Innovation, Center for	VPR C/I	1,095,552	322,853	270,186	308,277	561,043	878,429
Human Development, Center on	COE	8,206,959	9,614,866	2,896,600	9,948,167	10,198,137	8,067,128
Human Physiology (Exercise and Movement Science)	CAS	196,498	80,950	139,268	439,842	1,137,941	1,649,055
International Education and Exchange	Admin	45,267	7,545	800			
Journalism and Communication, School of	JOURN						7,600
KWAX	Other						
Labor Education and Research Center	CCRCI	92,390	553,775	1,800,000	306,194	358,075	364,293
Landscape Architecture	AAA			251,900	10,000	10,092	78,908
Law, School of	Law	460,840	459,996	525,691	793,342	253,872	
Learning and Instructional Leadership	COE	480,000					
Library	Other	670,715	50,000	247,353	73,432	68,176	106,803
Linguistics	CAS	85,000	182,840		170,957		50,000
Lundquist Center for Entrepreneurship	LCB	116,657	55,692	138,550	90,000		67,500
Lundquist College of Business	LCB					429,298	
Management	LCB		74,861				
Materials Science Institute	VPR C/I	2,269,780	1,875,295	3,183,920	3,668,851	4,004,600	4,473,644
Mathematics	CAS	300,180	480,615	409,277	472,232	487,642	348,810
Molecular Biology, Institute of	VPR C/I	6,432,877	5,923,469	7,441,292	8,982,811	9,888,734	8,602,264
Museum of Anthropology	UO MUS	407,820	503,076	326,343	686,809		
Museum of Art	UO MUS	47,690	340,625	216,326	102,427		
Museum of Natural History	UO MUS	10,750	12,550		58,146		
Music, School of	Music	298,675	86,875	86,342	40,000	121,204	289,588
Neuroinformatics Center	VPR C/I					729,510	2,381,747
Neuroscience, Institute of	VPR C/I	8,918,340	8,150,891	6,360,712	11,289,370	10,889,653	11,165,576
New Media Center	Other		2,252				
Oregon Center for Optics	VPR C/I	585,534	1,425,149	993,819	1,363,476	1,519,221	1,803,127
Oregon Humanities Center	VPR C/I						47,377
Oregon Institute of Marine Biology	VPR C/I	289,017	654,106	475,618	1,111,570	598,652	1,204,085
Oregon Survey Research Laboratory	VPR C/I	344,435	274,757	928,475	399,248	469,419	648,852
Physics	CAS	2,183,928	822,395	1,138,791	421,858	967,110	717,243
Planning, Public Policy and Management	AAA	961,795	354,995	733,755	414,934	68,950	79,267
Policy Research and Innovation, Institute for	VPR C/I						662,536
Political Science	CAS	126,164	38,573	48,400	33,884	9,522	174,223
President, Office of the	Admin				250,000		125,000
Provost, Office of the	Admin		110,000				
Psychology	CAS	1,438,681	3,058,606	5,639,682	8,066,673	3,587,694	2,795,573
Romance Languages	CAS	179,985					

## AWARDS RECEIVED FY 99 - FY 04 BY SUBMITTING UNIT

<b>BY SUBMITTING UNIT*</b>	<b>**COLL</b>	<b>FY 1998-99</b>	<b>FY 1999-00</b>	<b>FY 2000-01</b>	<b>FY 2001-02</b>	<b>FY 2002-03</b>	<b>FY 2003-04</b>
School Psychology	COE						292,156
Social Science Instruction Laboratory	CAS						10,000
Sociology	CAS	41,000	5,000	145,753	86,309	30,000	18,200
Special Education and Community Resources	COE	719,965	290,054		1,939,117	2,107,618	
Student Life	Other	236,030	8,175	8,312		186,359	
Study of Women in Society, Center for the	VPR C/I	503,719	586,512	855,748	1,385,802	901,051	78,536
Sustainable Environment, Institute for a	VPR C/I	1,395,093	233,800	71,281	1,242,212	358,628	121,340
TACS/Western Regional Resource Center	COE					1,190,460	2,486,795
Theoretical Science, Institute of	VPR C/I	1,122,125	1,125,441	1,293,364	1,597,422	1,467,746	1,356,609
Undergraduate Studies	Other						75,000
University Computing Center	Admin	442,008	458,228	525,948	287,916	399,986	642,986
UO Museums	UO MUS					2,090,139	3,437,914
Vice President for Research	VPR C/I					60,000	5,433,000
Violence and Destructive Behavior, Institute on	COE	1,798,412	2,785,112	2,808,179	2,250,481	1,337,191	1,962,539
Women's and Gender Studies	CAS						21,333
Yamada Language Center	CAS		10,000				
<b>TOTAL ALL AWARDS RECEIVED</b>		<b>\$58,616,598</b>	<b>\$62,136,230</b>	<b>\$57,778,019</b>	<b>\$75,055,860</b>	<b>\$77,763,176</b>	<b>\$90,189,991</b>

\*\*Submitting Units" were reclassified in FY 2002-03 to reflect the research centers and institutes under the Vice President for Research. See Home Unit of PI and CO-PI for breakdown on awards by schools and colleges.

\*\* COLL - College, School level:

AAA - School of Architecture and Allied Arts

Admin - Administrative Offices

CAS - College of Arts and Sciences

CCRCI - Cross-Collegial Research Centers and Institutes

COE - College of Education

JOURN - School of Journalism and Communication

Law - School of Law

LCB - Lundquist College of Business

Music - School of Music

Other - Other UO units

UO MUS - University Museums

VPR C/I - Vice President for Research Centers and Institutes

**AWARDS RECEIVED BY HOME UNIT OF PI AND CO-PI IN FY 04**

	<u>PI HOME UNIT</u>	<u>Award Totals*</u>	<u>CO-PI HOME UNIT</u>	<u>Award Totals*</u>	<u>TOTAL AWARDS* BY HOME UNIT</u>
<b>SCHOOL OF ARCHITECTURE AND ALLIED ARTS (AAA)</b>					<b>School of Architecture and Allied Arts</b>
	Architecture	1,026,429	Architecture		Architecture 1,026,429
	Art History	40,000	Art History	100,000	Art History 140,000
	Landscape Architecture	245,808	Landscape Architecture	82,575	Landscape Architecture 328,383
	Planning, Public Policy and Management	2,599,363	Planning, Public Policy and Management	1,331,223	Planning, Public Policy and Management 3,930,586
	<b>TOTAL AAA</b>	<b>3,911,600</b>	<b>TOTAL AAA</b>	<b>1,513,798</b>	<b>TOTAL AAA 5,425,398</b>
<b>COLLEGE OF ARTS AND SCIENCES (CAS)</b>					<b>College of Arts and Sciences</b>
	Anthropology	413,373	Anthropology		Anthropology 413,373
	Biology	18,130,279	Biology	2,086,433	Biology 20,216,712
	Chemistry	7,097,428	Chemistry	1,440,183	Chemistry 8,537,611
	Computer and Information Science	3,203,082	Computer and Information Science	1,077,521	Computer and Information Science 4,280,603
	Economics	345,094	Economics		Economics 345,094
	English		English	43,000	English 43,000
	Environmental Studies	6,499	Environmental Studies	7,500	Environmental Studies 13,999
	Geography	359,056	Geography	86,412	Geography 445,468
	Geological Sciences	1,581,449	Geological Sciences	645,720	Geological Sciences 2,227,169
	History	41,577	History		History 41,577
	Human Physiology	1,958,592	Human Physiology	528,553	Human Physiology 2,487,145
	International Studies		International Studies	125,000	International Studies 125,000
	Linguistics	85,035	Linguistics		Linguistics 85,035
	Mathematics	348,810	Mathematics	71,256	Mathematics 420,066
	Physics	5,380,367	Physics	585,500	Physics 5,965,867
	Political Science	174,223	Political Science		Political Science 174,223
	Psychology	7,575,303	Psychology	735,921	Psychology 8,311,224
	Sociology	172,200	Sociology		Sociology 172,200
	Women's Studies	21,333	Women's Studies		Women's Studies 21,333
	<b>TOTAL CAS</b>	<b>46,893,700</b>	<b>TOTAL CAS</b>	<b>7,432,999</b>	<b>TOTAL CAS 54,326,699</b>

**AWARDS RECEIVED BY HOME UNIT OF PI AND CO-PI IN FY 04**

	<u>PI HOME UNIT</u>	<u>Award Totals*</u>	<u>CO-PI HOME UNIT</u>	<u>Award Totals*</u>	<u>TOTAL AWARDS* BY HOME UNIT</u>
<b>COLLEGE OF EDUCATION (COE)</b>					<b>College of Education</b>
	Counseling Psychology and Human Services	193,478	Counseling Psychology and Human Services		Counseling Psychology and Human Services 193,478
	Educational and Community Supports	393,494	Educational and Community Supports		Educational and Community Supports 393,494
	Educational Leadership	906,701	Educational Leadership		Educational Leadership 906,701
	Human Development, Center on	251,899	Human Development, Center on	7,581,409	Human Development, Center on 7,833,308
	Research and Outreach - Other Units	739,000	Research and Outreach - Other Units		Research and Outreach - Other Units 739,000
	School Psychology	292,156	School Psychology		School Psychology 292,156
	Special Education	20,709,801	Special Education	7,599,240	Special Education 28,309,041
	Speech, Language and Hearing Sciences	101,285	Speech, Language and Hearing Sciences	291,350	Speech, Language and Hearing Sciences 392,635
	TACS/Western Regional Resource Center	2,486,795	TACS/Western Regional Resource Center		TACS/Western Regional Resource Center 2,486,795
	Teacher Education	1,056,030	Teacher Education		Teacher Education 1,056,030
	<b>TOTAL COE</b>	<b>27,130,639</b>	<b>TOTAL COE</b>	<b>15,471,999</b>	<b>TOTAL COE 42,602,638</b>
<b>SCHOOL OF LAW</b>	<b>Law</b>	<b>0</b>	<b>Law</b>	<b>0</b>	<b>TOTAL LAW 0</b>
<b>LUNDQUIST COLLEGE OF BUSINESS (LCB)</b>	<b>LCB</b>	<b>100,413</b>	<b>LCB</b>	<b>0</b>	<b>TOTAL LCB 100,413</b>
<b>SCHOOL OF JOURNALISM AND COMMUNICATION</b>	<b>Journ/Comm</b>	<b>7,600</b>	<b>Journ/Comm</b>	<b>0</b>	<b>TOTAL JOURN/COMM 7,600</b>
<b>MUSEUMS</b>	<b>Museums</b>	<b>3,197,020</b>	<b>Museums</b>	<b>1,836,176</b>	<b>TOTAL MUSEUMS 5,033,196</b>
<b>SCHOOL OF MUSIC</b>	<b>Music</b>	<b>289,588</b>	<b>Music</b>	<b>0</b>	<b>TOTAL MUSIC 289,588</b>

**AWARDS RECEIVED BY HOME UNIT OF PI AND CO-PI IN FY 04**

	<u>PI HOME UNIT</u>	<u>Award Totals*</u>	<u>CO-PI HOME UNIT</u>	<u>Award Totals*</u>	<u>TOTAL AWARDS* BY HOME UNIT</u>
<b>VICE PRESIDENT FOR RESEARCH</b>					<b>Vice President for Research</b>
	Applied Second Language Studies, Center for Computational Intelligence Research Laboratory	606,498	Applied Second Language Studies, Center for Computational Intelligence Research Laboratory		Applied Second Language Studies, Center for Computational Intelligence Research Laboratory 606,498
	Oregon Humanities Center	253,169	Oregon Humanities Center		Oregon Humanities Center 253,169
	Oregon Institute of Marine Biology	47,377	Oregon Institute of Marine Biology		Oregon Institute of Marine Biology 47,377
	Oregon Survey Research Laboratory	12,000	Oregon Survey Research Laboratory		Oregon Survey Research Laboratory 12,000
	Vice President for Research	14,072	Vice President for Research		Vice President for Research 14,072
	<b>TOTAL VP-RESEARCH</b>	<b>5,667,000</b>	<b>TOTAL VP-RESEARCH</b>	<b>0</b>	<b>TOTAL VP-RESEARCH 5,667,000</b>
<b>OTHER UNITS</b>					<b>Other Units</b>
	Academic Learning Services	830,134	Academic Learning Services		Academic Learning Services 830,134
	Career Center	14,099	Career Center		Career Center 14,099
	Continuation Center	100,000	Continuation Center		Continuation Center 100,000
	Erb Memorial Union	1,000	Erb Memorial Union		Erb Memorial Union 1,000
	Labor and Education Research Center		Labor and Education Research Center		Labor and Education Research Center 364,293
	Library	364,293	Library	240,894	Library 347,697
	University Computing Center	106,803	University Computing Center		University Computing Center 642,986
	<b>TOTAL OTHER</b>	<b>2,059,315</b>	<b>TOTAL OTHER</b>	<b>240,894</b>	<b>TOTAL OTHER 2,300,209</b>

\*Award totals by Co-PI Home unit are duplicates of awards under PI Home Unit to indicate collaboration across units,

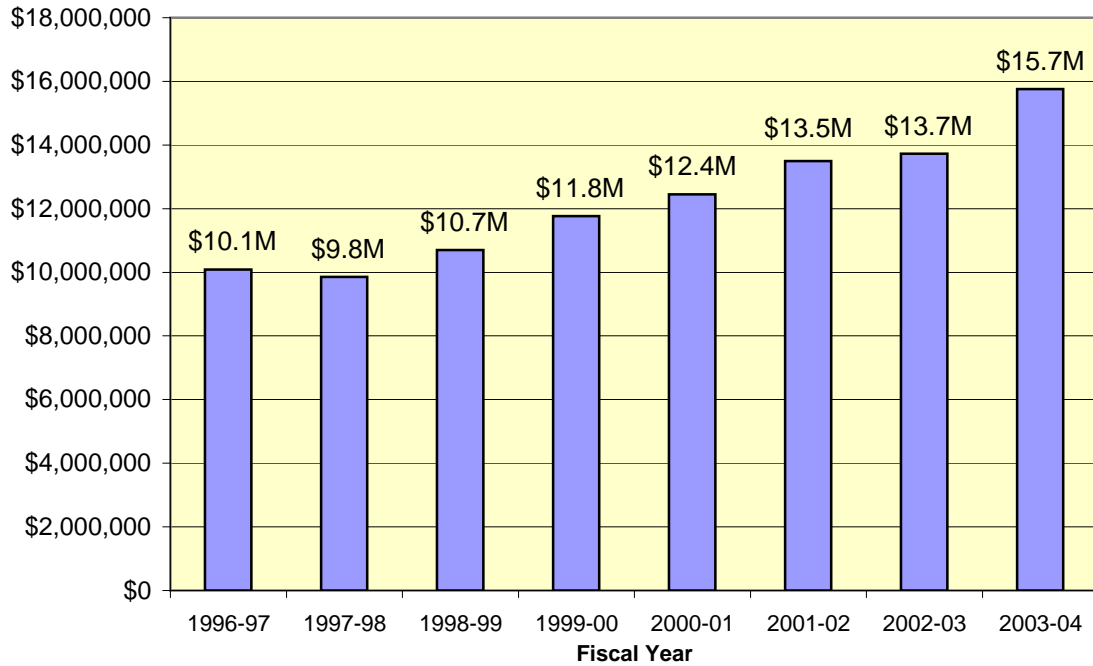
## AWARDS RECEIVED BY HOME UNIT OF PI AND CO-PI IN FY 04

<u>PI HOME UNIT</u>	<u>Award Totals*</u>	<u>CO-PI HOME UNIT</u>	<u>Award Totals*</u>	<u>TOTAL AWARDS* BY HOME UNIT</u>
---------------------	----------------------	------------------------	----------------------	-----------------------------------

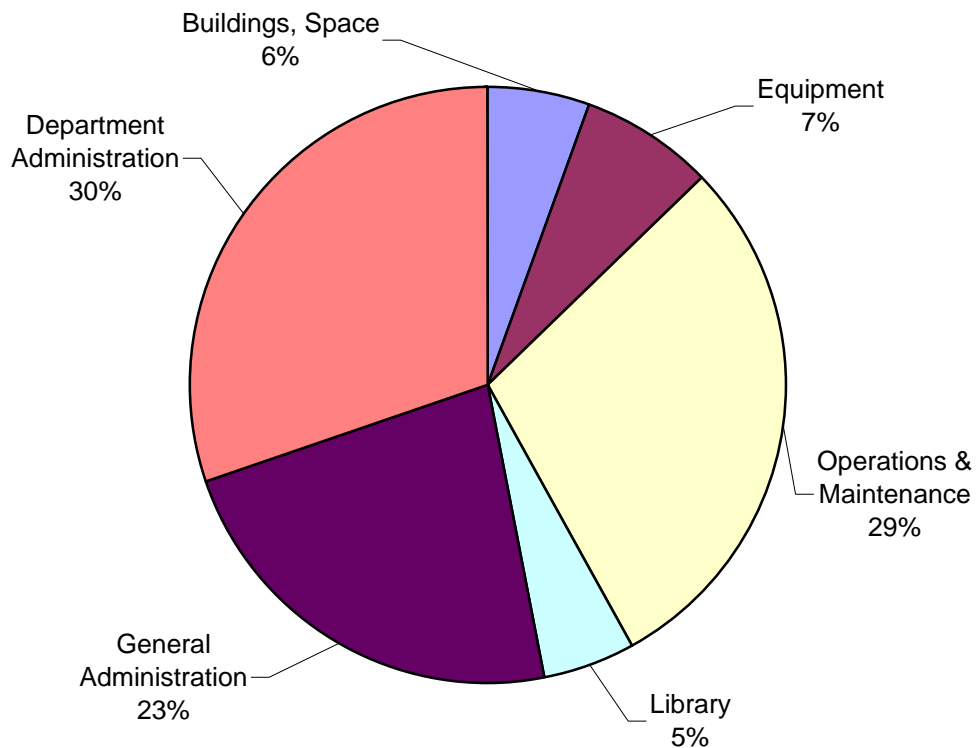
as well as total research effort by an academic unit's faculty.

# FACILITIES AND ADMINISTRATIVE (F&A) COSTS

## F&A COSTS RECOVERED AT FY END JUNE 30

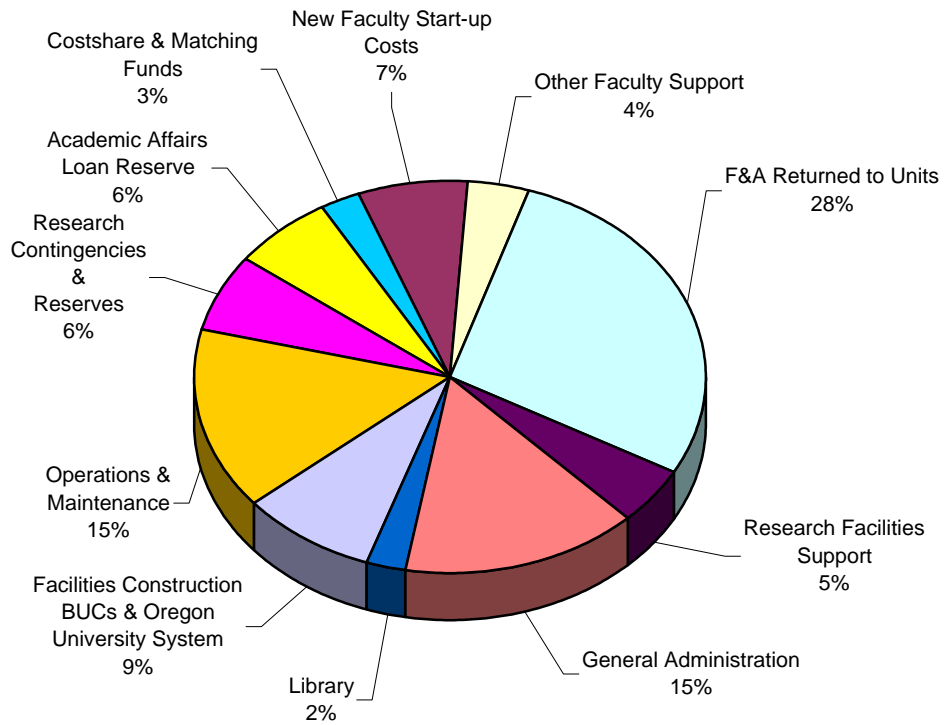


## COST COMPONENTS OF F&A RESEARCH RATE

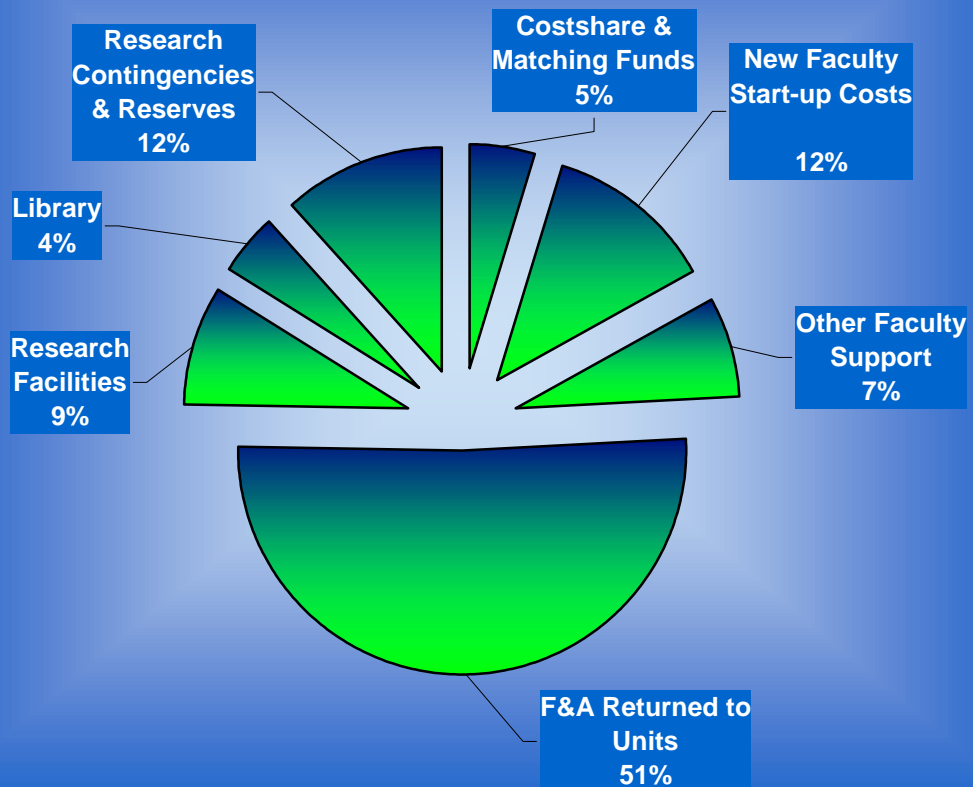




## F&A FUND ALLOCATIONS FY 04

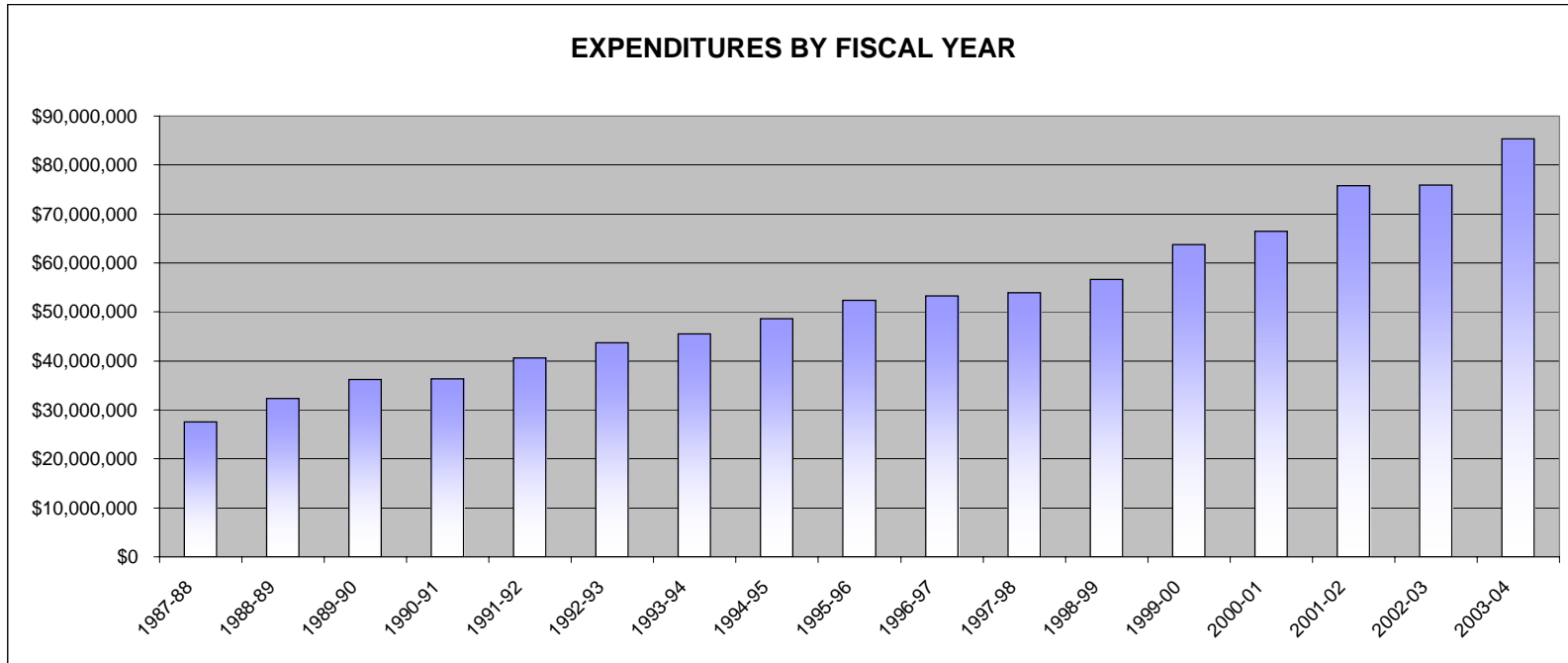


## DIRECT F&A SUPPORT TO FACULTY FY 04

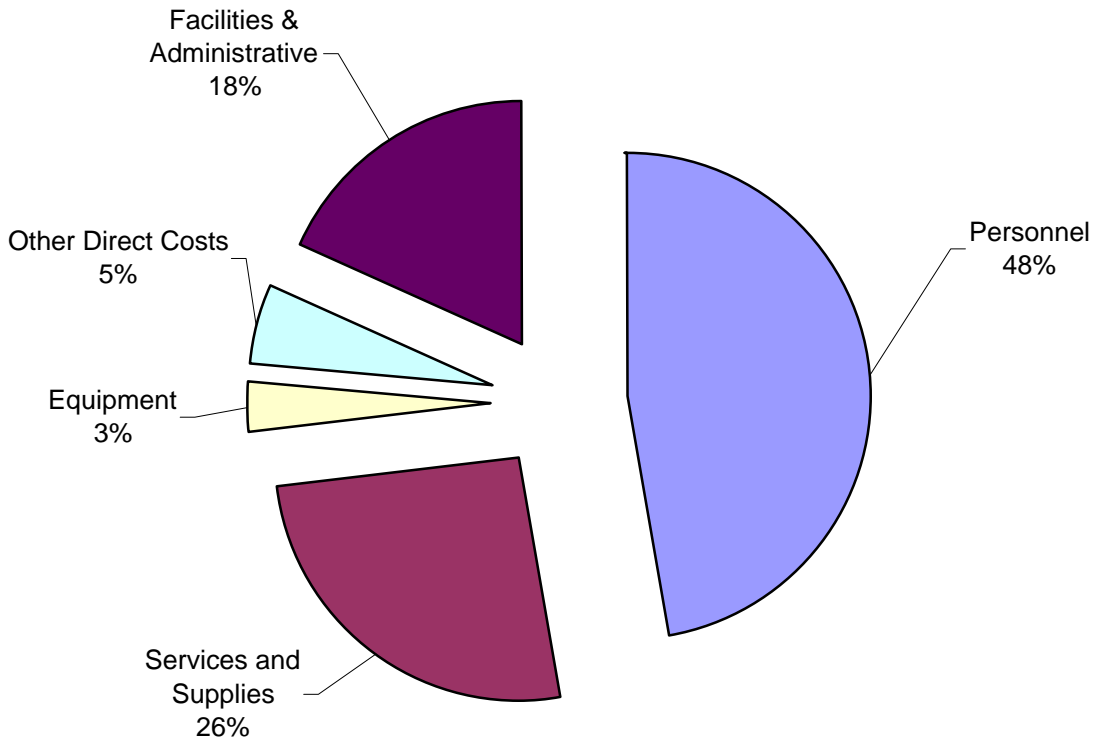


## EXPENDITURES BY ORGANIZATIONAL UNIT FY 1996-2004

	<u>1995-96</u>	<u>1996-97</u>	<u>1997-98</u>	<u>1998-99</u>	<u>1999-00</u>	<u>2000-01</u>	<u>2001-02</u>	<u>2002-03</u>	<u>2003-04</u>
Architecture/Allied Arts	\$1,155,771	\$1,604,301	\$1,328,138	1,529,390	1,440,332	1,469,646	976,071	519,881	392,362
Arts & Sciences	13,603,506	12,295,937	12,438,693	13,602,196	12,582,896	13,308,253	19,433,757	14,274,057	16,481,710
Education	16,243,287	17,847,265	17,567,306	19,418,696	21,515,269	21,747,374	22,847,851	23,446,325	25,074,076
Law	284,925	267,839	130,181	173,485	556,416	626,545	512,993	415,350	76,017
Museums	565,801	811,831	789,584	650,993	513,725	547,213	232,359	1,368,622	1,456,089
Libraries	109,077	97,982	262,756	812,835	2,248,677	2,602,845	2,977,460	2,848,736	3,163,083
Computing Center	322,724	134,794	217,345	357,474	458,121	268,863	290,943	273,491	409,185
International Affairs	668,122	674,449	577,443	728,744	699,762	543,084	444,121	329,481	111,876
Research Centers/Institutes	17,492,174	18,208,827	19,331,124	17,981,168	21,889,363	23,371,549	24,258,031	29,774,602	35,984,533
All Other Units	1,914,609	1,353,470	1,287,968	1,339,801	1,785,825	1,948,375	3,748,039	2,653,221	2,222,707
<b>TOTAL</b>	<b>\$52,359,996</b>	<b>\$53,296,695</b>	<b>\$53,930,538</b>	<b>\$56,594,782</b>	<b>\$63,690,386</b>	<b>\$66,433,747</b>	<b>\$75,721,625</b>	<b>\$75,903,766</b>	<b>\$85,371,638</b>
Increase from prior FY:	7.60%	1.80%	1.18%	4.71%	11.14%	4.13%	13.98%	0.24%	12.47%



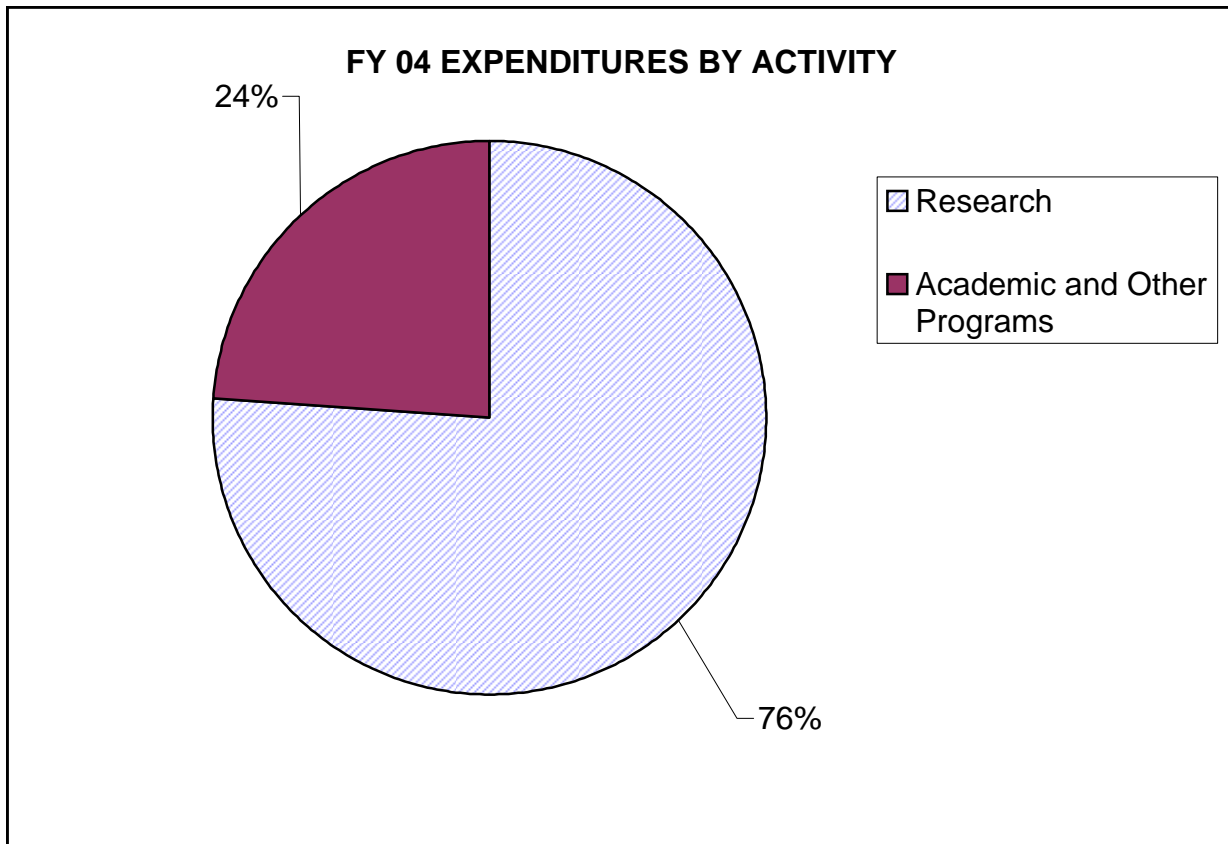
## FY04 EXPENDITURES BY COST CATEGORY



<b>COST CATEGORY</b>	<b>TOTAL EXPENDED</b>
Personnel	\$40,280,654
Services and Supplies	\$21,993,831
Equipment	\$2,964,711
Other Direct Costs	\$4,373,765
Facilities & Administrative	\$15,758,677
<b>TOTAL</b>	<b>\$85,371,638</b>

## FY 04 Expenditures by Activity

<b>Research Programs</b>		<b>\$ 65,007,496</b>
VP-Research Centers and Institutes	\$ 36,069,277	
College of Education	\$ 14,758,647	
College of Arts and Sciences	\$ 13,595,859	
Other Research Units	\$ 583,713	
<b>Academic and Outreach Programs</b>		<b>\$ 20,364,142</b>
College of Arts and Sciences	\$ 2,885,852	
College of Education	\$ 10,315,429	
Other Academic and Outreach Units	\$ 7,162,861	
<b>TOTAL</b>		<b>\$ 85,371,638</b>



## EXPENDITURES ON RESTRICTED FUNDS FY 98 - FY 04

Organizational Unit per Banner ORGA	FY 1997-98	FY 1998-99	FY 1999-00	FY 2000-01	FY 2001-02	FY 2002-03	FY 2003-04
<b>SCHOOL OF ARCHITECTURE AND ALLIED ARTS</b>							
Architecture and Interior Architecture	0	1,210	11,120	703	31	22,683	458
Art History	4,173	28,000	0	0	0	107,645	40,000
Arts and Administration	0	0	1,056	610	0	2,172	0
Fine and Applied Arts	-14,637	-443	1,293	257	-257	0	0
Historic Preservation	0	0	0	2,000	0	0	0
Landscape Architecture	14,648	18,766	16,346	15,403	26,536	13,532	12,775
Office of Dean	\$1,314,428	\$1,195,304	\$1,266,009	\$714,630	\$592,845	\$138,660	\$257,708
Planning, Public Policy and Management	9,526	286,554	144,508	736,043	356,916	235,189	81,421
<b>Total School of Architecture and Allied Arts</b>	<b>\$1,328,138</b>	<b>\$1,529,391</b>	<b>\$1,440,332</b>	<b>\$1,469,646</b>	<b>\$976,071</b>	<b>\$519,881</b>	<b>\$392,362</b>
<b>COLLEGE OF ARTS AND SCIENCES</b>							
American English Institute	\$8,026	\$475,000	\$0	\$0	\$96,522	\$0	\$0
Anthropology	34,845	159,061	346,214	235,467	278,892	291,172	191,210
Arts and Sciences Other	506	25	-6,035	5,603	103,384	45,724	-8,449
Biology	286,342	112,979	66,575	23,959	0	40,730	80,383
Biology - Ecology & Evolution	1,036,726	1,069,160	1,049,834	1,144,427	1,045,919	807,098	207,396
Chemistry	2,210,856	2,498,084	2,488,684	3,085,281	3,774,800	3,814,858	5,543,064
Computer & Information Science	969,394	1,302,710	1,056,643	1,108,370	1,192,004	1,259,364	1,047,529
East Asian Languages & Literatures	151,441	123,570	79,922	0	0	8,206	16,794
Economics	91,592	137,093	148,559	94,150	188,375	166,877	362,406
English	4,300	25,897	3,443	105	0	0	0
Environmental Studies	0	0	0	0	0	17,111	22,052
Human Physiology	100,975	187,617	97,705	119,500	232,958	655,585	1,014,049
Geography	633,887	640,164	529,407	742,509	484,760	640,413	671,812
Geological Science	1,240,021	985,864	990,084	894,930	831,763	682,918	1,100,570
History	31,849	-8,206	98,436	-8,435	63,077	95,327	6,275
Linguistics	67,880	44,655	110,126	81,406	51,480	59,312	64,923
Mathematics	431,649	352,696	475,882	416,600	455,677	370,442	492,963
Peace Studies	0	26,444	65,969	-101	11	0	0
Physics	3,034,519	3,255,481	2,384,420	2,286,806	1,879,222	1,560,277	1,571,795
Political Science	0	61,784	85,308	55,301	10,990	34,552	8,382
Psychology	1,871,449	1,992,680	2,438,731	4,140,783	8,693,902	3,548,016	4,268,512
Romance Languages	103,543	79,551	101,025	0	0	0	0
Sociology	72,543	74,934	-28,393	16,950	50,445	176,075	27,440
Yamada Language Center	56,350	4,954	356	9,068	-424	0	0
<b>Total College of Arts and Sciences</b>	<b>\$12,438,693</b>	<b>\$13,602,197</b>	<b>\$12,582,895</b>	<b>\$14,452,679</b>	<b>\$19,433,757</b>	<b>\$14,274,057</b>	<b>\$16,689,106</b>

## EXPENDITURES ON RESTRICTED FUNDS FY 98 - FY 04

<i>Organizational Unit per Banner ORGA</i>	<i>FY 1997-98</i>	<i>FY 1998-99</i>	<i>FY 1999-00</i>	<i>FY 2000-01</i>	<i>FY 2001-02</i>	<i>FY 2002-03</i>	<i>FY 2003-04</i>
<b>COMPUTING CENTER</b>	<b>\$217,345</b>	<b>\$357,474</b>	<b>\$458,121</b>	<b>\$268,863</b>	<b>\$290,943</b>	<b>\$273,491</b>	<b>\$409,185</b>
<b>COLLEGE OF EDUCATION</b>							
Advanced Technology in Education, Center f	\$1,061,538	\$1,339,587	\$1,806,928	\$1,952,994	\$1,863,698	\$831,024	\$374,938
Applied Behav. & Communication Sciences	141,334	121,929	11,848	0	0	0	0
Career Information System - National	941,174	1,002,698	1,125,953	1,004,712	1,091,767	1,173,708	1,141,814
Career Information System - Oregon	785,004	772,389	903,109	665,343	725,703	624,882	515,470
Development of Educational Achievement, Ir	4,644,728	5,092,564	5,313,791	5,908,439	4,920,538	5,657,043	5,677,328
Emerging Education Research, Center for							2,426,983
Human Development, Center on	9,501,004	9,520,921	9,531,243	6,700,353	8,766,836	10,286,015	6,256,283
Office of Dean	84,495	130,402	319,189	0	11	153,476	9,543
Special Education							3,828,266
Violence & Destructive Behavior, Institute on	408,029	1,438,206	2,425,532	2,748,098	3,203,636	2,617,844	1,411,405
WRRRC Tech. Assistance and Consulting							2,133,737
Other Programs in COE	0	0	77,675	2,767,435	2,275,662	2,102,333	1,298,309
<b>Total College of Education</b>	<b>\$17,567,306</b>	<b>\$19,418,696</b>	<b>\$21,515,268</b>	<b>\$21,747,374</b>	<b>\$22,847,851</b>	<b>\$23,446,325</b>	<b>\$25,074,076</b>
<b>GRADUATE SCHOOL</b>	<b>\$149,347</b>	<b>\$15,434</b>	<b>\$100,560</b>	<b>-\$41,553</b>	<b>\$182,584</b>	<b>\$166,926</b>	<b>\$245,493</b>
<b>INTERNATIONAL AFFAIRS</b>	<b>\$577,443</b>	<b>\$728,744</b>	<b>\$699,762</b>	<b>\$543,084</b>	<b>\$444,121</b>	<b>\$329,481</b>	<b>\$111,876</b>
<b>SCHOOL OF JOURNALISM AND COMMUNICATION</b>	<b>0</b>	<b>\$1,284</b>	<b>0</b>	<b>0</b>	<b>0</b>	<b>0</b>	<b>0</b>
<b>SCHOOL OF LAW</b>	<b>\$130,181</b>	<b>\$173,485</b>	<b>\$556,416</b>	<b>\$626,545</b>	<b>\$512,993</b>	<b>\$415,350</b>	<b>\$76,017</b>
<b>LIBRARIES</b>	<b>\$262,756</b>	<b>\$812,835</b>	<b>\$2,248,677</b>	<b>\$2,602,845</b>	<b>\$2,977,460</b>	<b>\$2,848,736</b>	<b>\$3,163,083</b>
<b>LUNDQUIST COLLEGE OF BUSINESS</b>	<b>\$107,568</b>	<b>\$128,087</b>	<b>\$116,568</b>	<b>\$110,509</b>	<b>\$150,880</b>	<b>\$136,472</b>	<b>\$209,797</b>
<b>MUSEUMS</b>							
Museum of Anthropology	\$749,718	\$596,416	\$457,233	\$468,838	\$229,235	\$710,338	\$1,308,305
Museum of Art	11,955	22,986	35,065	41,399	7,773	641,949	89,690
Museum of Natural History	27,911	31,591	21,426	36,976	-4,649	16,335	58,094
<b>Total Museums</b>	<b>\$789,584</b>	<b>\$650,993</b>	<b>\$513,724</b>	<b>\$547,213</b>	<b>\$232,359</b>	<b>\$1,368,622</b>	<b>\$1,456,089</b>
<b>SCHOOL OF MUSIC</b>	<b>\$80,330</b>	<b>\$208,627</b>	<b>\$185,893</b>	<b>\$202,424</b>	<b>\$124</b>	<b>0</b>	<b>2,125</b>

## EXPENDITURES ON RESTRICTED FUNDS FY 98 - FY 04

Organizational Unit per Banner ORGA	FY 1997-98	FY 1998-99	FY 1999-00	FY 2000-01	FY 2001-02	FY 2002-03	FY 2003-04
<b>OTHER UNITS</b>							
Academic Learning Services	\$326,500	\$369,463	\$433,553	\$529,975	\$693,312	\$702,623	\$781,570.00
Academic Support & Student Services	58,118	112,544	251,089	150,524	130,772	186,971	155,662
Continuation Center	434,416	446,770	477,823	669,472	1,237,314	209,207	523,727
Human Resources, Office of	25,984	42,616	66,444	50,461	0	0	0
President, Office of the	2,127	0	50,500	130,212	159,640	511,875	170,845
Research Services & Administration, Office c	8,504	-2,526	2,716	240	9,577	0	0
Vice President for Administration, Office of th	0	860	0	0	20,781	7,303	0
Senior Vice President and Provost, Office of	10,804	617	100,682	90,061	736,960	675,294	48,744
Vice President for University Advancement, (	84,266	16,025	0	0	0	0	0
Vice President for Research and Graduate S	0	0	0	56,051	426,095	56,550	84,745
<b>Total Other Units</b>	<b>\$950,719</b>	<b>\$986,369</b>	<b>\$1,382,807</b>	<b>\$1,676,996</b>	<b>\$3,414,451</b>	<b>\$2,349,823</b>	<b>\$1,765,293</b>
<b>RESEARCH CENTERS &amp; INSTITUTES</b>							
Asian and Pacific Studies, Center for	0	0	0	0	\$88,953	\$20	5,969
Applied Second Language Studies, Center for						\$306,219	454,938
Chemical Physics Institute	494,162	293,620	105,605	0	0	0	0
Child and Family Center	0	0	0	0	0	2,193,704	3,584,082
Cognitive & Decision Sciences, Institute of	34,649	31,280	24,292	46,358	38,291	293,565	226,198
Community Arts Studies, Institute for	0	0	7,949	2,051	0	0	0
Community Service Center	0	0	0	0	642,154	730,347	1,012,709
Computational Intelligence Research Labora	1,058,854	917,981	819,732	857,018	645,990	536,554	548,938
Computational Science Institute	341,533	438,324	547,429	342,808	530,720	195,194	71,426
Ecology and Evolutionary Biology, Center for	0	0	0	0	0	110,083	720,833
Housing Innovation, Center for	\$1,565,691	\$595,435	\$897,063	\$447,825	154,905	791,591	\$736,062
Humanities Center	22,139	15,145	0	0	84,150	0	0
Humanities Center Operations	7,826	-871	4,507	12,535	0	0	0
Labor Education & Research Center	314,836	111,469	221,620	325,942	615,982	684,091	768,472
Lewis Center for NeuroImaging							3,151
Materials Science Institute	381,354	409,227	510,637	568,510	591,018	320,713	1,057,551
Molecular Biology, Institute of	7,053,759	6,232,594	6,543,118	6,426,568	7,510,518	8,458,407	8,586,692
Neuroinformatics Center	0	0	0	0	0	703,013	1,762,926
Neuroscience, Institute of	5,616,856	5,972,460	8,497,108	9,173,353	8,967,327	10,224,244	12,142,805
New Media Center	0	25,734	2,252	0	0	152	0
Oregon Center for Optics	75,029	216,635	708,695	1,218,983	1,222,633	1,434,367	1,312,136
Oregon Institute of Marine Biology	626,294	646,614	591,630	303,555	436,687	585,121	692,830
Oregon Survey Research Laboratory	451,080	268,812	277,571	707,636	510,986	376,230	379,726

## EXPENDITURES ON RESTRICTED FUNDS FY 98 - FY 04

<b>Organizational Unit per Banner ORGA</b>	<b>FY 1997-98</b>	<b>FY 1998-99</b>	<b>FY 1999-00</b>	<b>FY 2000-01</b>	<b>FY 2001-02</b>	<b>FY 2002-03</b>	<b>FY 2003-04</b>
Policy Research & Innovation, Institute for							2,748
Study of Women in Society, Center for the	167,658	411,278	759,931	743,721	1,016,943	724,435	781,563
Sustainable Environment, Institute for a	720,225	951,207	825,914	515,994	630,551	557,487	475,792
Theoretical Science, Institute of	399,179	444,224	544,310	534,267	570,223	549,065	449,589
<b>Total Research Centers &amp; Institutes</b>	<b>\$19,331,124</b>	<b>\$17,981,168</b>	<b>\$21,889,363</b>	<b>\$22,227,124</b>	<b>\$24,258,031</b>	<b>\$29,774,602</b>	<b>\$35,777,136</b>
 <b>TOTAL EXPENDITURES</b>	 <b>\$53,930,534</b>	 <b>\$56,594,784</b>	 <b>\$63,690,386</b>	 <b>\$66,433,749</b>	 <b>\$75,721,625</b>	 <b>\$75,903,766</b>	 <b>\$85,371,638</b>